PNEUMAATIKA

PNEUMATIC / ПНЕВМАТИКА

HYDROSCAND

SISUKORD СОДЕРЖАНИЕ / CONTENT

LIITMIKUD
ФИТИНГИ
FITTINGS
lk 3

VENTIILID
РАСПРЕДЕЛИТЕЛИ
VALVES
lk 29

FRL / SURUÕHU HOOLDUSSEADMED
ПОДГОТОВКА ВОЗДУХА
AIR TREATMENT UNIT
lk 75

PNEUMOSILINDRID
ЦИЛИНДРЫ
CYLINDERS
lk 91

TEHNILINE INFO
ТЕХНИЧЕСКАЯ ИНФОРМАЦИЯ
TECHNICAL INFORMATION
lk 137

Hydroscand on Eesti voolikute ja liitmike turuliider. 16 esindust, 6 teenindusbussi ja 11 edasimüüjat üle Eesti võimaldavad pakkuda operatiivset teenust sinu lähedal.

Hydroscand on Skandinaavia hüdrovoolikute ja liitmike müügiorganisatsioon, mis asutati 1969 Stockholmis. Tänaseks on Rootsi perefirmast välja kasvanud Skandinaavia oma ala turuliider. Lisaks Rootsile on Hydroscand esindatud ka paljudes teistes riikides. Kogu Hydroscandi organisatsioonis töötab 1100 inimest, kes igapäevaselt teenindavad 21 000 klienti Euroopas, Aasias ja Aafrikas.

Hydroscand omab ISO 9001 ja keskkonnajuhtimissüsteemi ISO 14001 sertifikaati. 2011 aastast on ettevõttele omistatud kõrgeim krediidireiting AAA.

Hydroscandi kaubavalik on rikkalik. Kliendile lähedal paiknevates logistikakeskustes on saadaval üle 20 000 toote. Lisaks hüdrovoolikutele ja -liitmikele leiab meie tootevalikust veel erinevad tööstusvooliku liitmikud, adaptereid, toruliitmikud, ORFS liitmikud, toruklambrid, kuulkraanid, kiirühendused, pöörikud ja veel palju muud.

Eestis asub ka Hydroscandi Ida-Euroopa Logistikakeskus, mis võimaldab meil Eesti klientidele pakkuda kiireid tarneid sõltumata kogustest. Eestis töötab Hydroscandis igapäevaselt 100 töötajat. Kõigis Hydroscandi esindustes teenindavad kliente kogenud spetsialistid kes nõustavad teid nii igapäevase müügi kui ka keerukamate projektilahenduste pakkumiste tegemisel. Müügipunktide kaubavalik on koostatud kohalikke eripärasid arvestades. Tänu laiale kaubavalikule suudame pakkuda parimaid lahendusi.

Hydroscandi eesmärgiks on olla oma klientidele voolikute ja liitmikute vallas esimene valik.

LITMIKUD

ФИТИНГИ / FITTINGS

HYDROSCAND

A SEERIA lk 5
A СЕРИЯ / A SERIES

P SEERIA lk 9
P СЕРИЯ / P SERIES

B SEERIA lk 11
B СЕРИЯ / B SERIES

C SEERIA lk 18
C СЕРИЯ / C SERIES

D SEERIA lk 21
D СЕРИЯ / D SERIES

SUMMUTID lk 23
ГЛУШИТЕЛИ / SILENCERS

PNEUMOTORUD lk 24
ТРУБЫ / TUBES

KIIRLIITED lk 26
БЫСТРОРАЗЪЕМНЫЕ СОЕДИНЕНИЯ
QUICK COUPLINGS

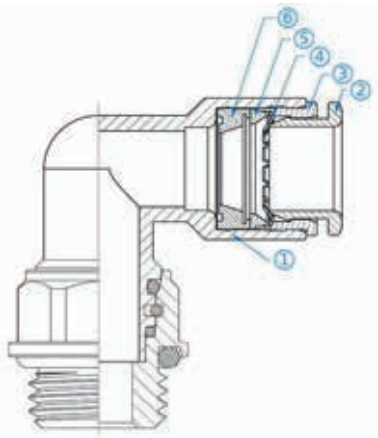

TEHNILINE INFO

ТЕХНИЧЕСКАЯ ИНФОРМАЦИЯ | *TECHNICAL INFORMATION*

Otstarve Применение *Fluid*	**Suruõhk,vesi (mitte joogivesi)** Сжатый воздух, вода (не питьевая вода) *Compressed air, water (Not drinking water)*
Töösurve Рабочее давление | *Working pressure*	**-0,99.. 16bar (12bar – Ø14mm)**
Temperatuuritaluvus Диапазон температура | *Temperature range*	**-20°C.. +70°C**
Soovitatavad torud Рекомендуемые трубки *Recommended tubes*	**Polüuretaan PU, Polüamiid PA, Polüetüleen PE, Nailon** Полиуретан,полиамид,полиэтилен,нейлон *Polyurethane,Polyamide,Polyethylene,Nylon*
Korpus [1] Корпус [1] *Body [1]*	**Nikeldatud messing CW614 N** Никелированная латунь CW614 N *Nickel plated brass CW614 N*
Vabastusrõngas [2] Отпускающее кольцо [2] *Release sleeve [2]*	**Nikeldatud messing CW614 N** Никелированная латунь CW614 N *Nickel plated brass CW614 N*
Krae [3] Воротник [3] *Collar [3]*	**Nikeldatud messing CW614 N** Никелированная латунь CW614 N *Nickel plated brass CW614 N*
Fiksaatorrõngas [4] Выступ [4] *Locking claw [4]*	**Roostevaba AISI 301** Нержавеющая сталь AISI 301 *Stainless steel AISI 301*
Tugirõngas [5] Опорное кольцо[5] | *Supporting ring [5]*	**POM**
Tihend [6] Уплотнение [6] | *Gasket [6]*	**NBR**

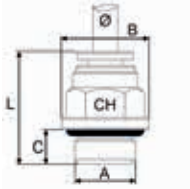

PF2-010

SIRGE LIITMIK A1

ПРЯМОЕ СОЕДИНЕНИЕ A1

STRAIGHT CONNECTION A1

Tootekood Код *Part number*	B	C	L	CH	Toru Ø Труба Ø *Tube Ø*	Keere A Резьба A *Thread A*
PF2010-03-01	8	3.5	15	-	3 mm	M5
PF2010-04-01	8	3.5	19.3	10	4 mm	M5
PF2010-04-02	14	5.5	18.3	11	4 mm	G 1/8"
PF2010-04-04	17	6.5	19	9	4 mm	G 1/4"
PF2010-05-01	8	4	22	-	5 mm	M5
PF2010-05-02	13.5	5.5	21.4	10	5 mm	G 1/8"
PF2010-05-04	17	6.5	20.5	10	5 mm	G 1/4"
PF2010-06-01	8	3.5	18.9	12	6 mm	M5
PF2010-06-M12	17	6.9	19.2	12	6 mm	M12x1,5
PF2010-06-02	14	5.5	18.7	12	6 mm	G 1/8"
PF2010-06-04	17	7	20.7	12	6 mm	G 1/4"
PF2010-08-M12	17	6.9	21.1	14	8 mm	M12x1,5
PF2010-08-02	14	5.5	22.8	14	8 mm	G 1/8"
PF2010-08-04	17	7	21.8	15	8 mm	G 1/4"
PF2010-08-06	20	8.2	20.3	15	8 mm	G 3/8"

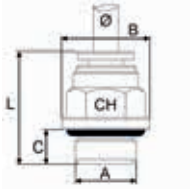

PF2-010

SIRGE LIITMIK A1

ПРЯМОЕ СОЕДИНЕНИЕ A1

STRAIGHT CONNECTION A1

Tootekood Код *Part number*	B	C	L	CH	Toru Ø Труба Ø *Tube Ø*	Keere A Резьба A *Thread A*
PF2010-10-04	17	7	27.4	17	10 mm	G 1/4"
PF2010-10-06	20	8.2	24.6	17	10 mm	G 3/8"
PF2010-10-08	24	9.2	22.6	18	10 mm	G 1/2"
PF2010-12-04	18	7	29.8	21	12 mm	G 1/4"
PF2010-12-06	20	8.2	29.8	21	12 mm	G 3/8"
PF2010-12-08	24	9.2	28.2	21	12 mm	G 1/2"
PF2010-14-06	21	7.5	34.7	21	14 mm	G 3/8"
PF2010-14-08	24	10	30	24	14 mm	G 1/2"
PF2010-16-08	24	10	34	24	16 mm	G 1/2"
PF2010-02-01	6	3.5	14	-	1/8" 3,17mm	M5
PF2010-07-04	17	7	19.2	12	1/4" 6,35mm	G 1/4"
PF2010-09-06	20	8.2	24.8	17	3/8" 9,52mm	G 3/8"
PF2010-13-08	24	9.2	28.3	21	1/2" 12,7mm	G 1/2"

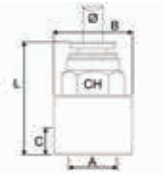

PF2-020

SIRGE LIITMIK A2

ПРЯМОЕ СОЕДИНЕНИЕ A2

STRAIGHT CONNECTION A2

Tootekood Код *Part number*	B	C	L	CH	Toru Ø Труба Ø *Tube Ø*	Keere A Резьба A *Thread A*
PF2020-04-02	12	6.5	26.4	9	4 mm	G 1/8"
PF2020-04-04	17	10	29.5	9	4 mm	G 1/4"
PF2020-05-02	12	6.5	27	10	5 mm	G 1/8"
PF2020-05-04	16	10	30	10	5 mm	G 1/4"
PF2020-06-02	12	6.5	28.3	11	6 mm	G 1/8"
PF2020-06-04	16	11	25.8	17	6 mm	G 1/4"
PF2020-08-02	12	6.5	28.5	13	8 mm	G 1/8"
PF2020-08-04	16	11	26.9	17	8 mm	G 1/4"
PF2020-10-04	16	10	32	16	10 mm	G 1/4"
PF2020-10-06	20	13	38	20	10 mm	G 3/8"

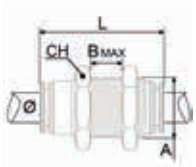

PF2-031

LÄBIVIIK A31

СОЕДИНЕНИЕ ЧЕРЕЗ ПЕРЕБОРКУ A31

BULKHEAD A31

Tootekood Код *Part number*	A	B	L	CH	Toru Ø Труба Ø *Tube Ø*
PF2031-04-04	M11	8	32	14	4 mm
PF2031-05-05	M11	8	33	14	5 mm
PF2031-06-06	M14	8	36	17	6 mm
PF2031-08-08	M16	10	38	18	8 mm
PF2031-10-10	M18	12	42.3	22	10 mm
PF2031-12-12	M22	17	45.8	25	12 mm
PF2031-14-14	M24	18	47.5	27	14 mm

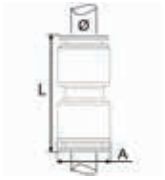

PF2-030

SIRGE LIITMIK A3

ПРЯМОЕ СОЕДИНЕНИЕ A3

STRAIGHT CONNECTION A3

Tootekood Код *Part number*	A	L	Toru Ø Труба Ø *Tube Ø*
PF2030-03-03	7	22	3 mm
PF2030-04-04	10	28.8	4 mm
PF2030-05-05	10	34	5 mm
PF2030-06-06	12	29	6 mm
PF2030-08-08	14	32	8 mm
PF2030-10-10	17	36.7	10 mm
PF2030-12-12	20	39.6	12 mm
PF2030-14-14	21	43.5	14 mm
PF2030-16-16	23.6	47	16 mm

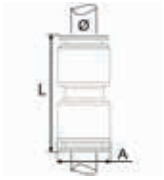

PF2-030

SIRGE LIITMIK A3

ПРЯМОЕ СОЕДИНЕНИЕ A3

STRAIGHT CONNECTION A3

Tootekood Код *Part number*	A	L	Toru Ø Труба Ø *Tube Ø*
PF2030-02-02	7	22	1/8" 3,17mm
PF2030-07-07	12	25.4	1/4" 6,35mm
PF2030-09-09	17	31.8	3/8" 9,52mm
PF2030-13-13	20	34.9	1/2" 12,7mm

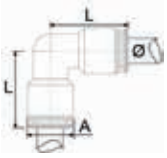

PF2-040

NURKLIITMIK A4

УГЛОВОЕ СОЕДИНЕНИЕ A4

ELBOW FITTING A4

Tootekood Код *Part number*	A	L	Toru Ø Труба Ø *Tube Ø*
PF2040-03-03	6.5	13.5	3 mm
PF2040-04-04	10	18.6	4 mm
PF2040-05-05	10	19	5 mm
PF2040-06-06	12	20.3	6 mm
PF2040-08-08	14	23.3	8 mm
PF2040-10-10	17	27.3	10 mm
PF2040-12-12	20	30.4	12 mm
PF2040-14-14	21	31.7	14 mm

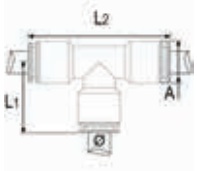

PF2-050

KOLMIKLIITMIK A5

ТРОЙНИК A5

TEE FITTING A5

Tootekood Код *Part number*	A	L1	L2	Toru Ø Труба Ø *Tube Ø*
PF2050-03-03	6.5	13.5	22	3 mm
PF2050-04-04	10	19.1	38.2	4 mm
PF2050-05-05	10	19	38.2	5 mm
PF2050-06-06	12	21	41.3	6 mm
PF2050-08-08	14	23.3	47	8 mm
PF2050-10-10	17	27.8	54.8	10 mm
PF2050-12-12	20	31	60.9	12 mm
PF2050-14-14	21	31.7	64	14 mm

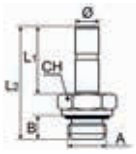

PF2-070

KEERMEGA LIITMIK A7

НИППЕЛЬ РЕЗЬБОВОЙ A7

THREADED ADAPTER A7

Tootekood Код *Part number*	B	L1	L2	CH	**Toru Ø** Труба Ø *Tube Ø*	**Keere A** Резьба A *Thread A*
PF2070-04-01	4	15	24	8	4 mm	M5
PF2070-04-02	5.5	16	27.7	13	4 mm	G 1/8"
PF2070-04-04	8	16	32.4	14	4 mm	G 1/4"
PF2070-05-01	4	17	25	8	5 mm	M5
PF2070-05-02	6	16	29	13	5 mm	G 1/8"
PF2070-05-04	8	16	32.5	14	5 mm	G 1/4"
PF2070-06-01	4	19.5	28.5	8	6 mm	M5
PF2070-06-02	5.5	19.5	30.4	13	6 mm	G 1/8"
PF2070-06-04	6.5	19.5	32	13	6 mm	G 1/4"
PF2070-06-M12	8	16.6	33	13	6 mm	M12x1.5
PF2070-08-M12	8	17.7	34	13	8 mm	M12x1.5

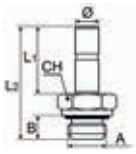

PF2-070

KEERMEGA LIITMIK A7

НИППЕЛЬ РЕЗЬБОВОЙ A7

THREADED ADAPTER A7

Tootekood Код *Part number*	B	L1	L2	CH	**Toru Ø** Труба Ø *Tube Ø*	**Keere A** Резьба A *Thread A*
PF2070-08-02	5.5	21	32	13	8 mm	G 1/8"
PF2070-08-04	6.5	21	33.5	13	8 mm	G 1/4"
PF2070-08-06	9	21	37	13	8 mm	G 3/8"
PF2070-10-04	8	22	37.2	14	10 mm	G 1/4"
PF2070-10-06	9	22	38.8	17	10 mm	G 3/8"
PF2070-12-04	8	25	40.8	14	12 mm	G 1/4"
PF2070-12-06	9	25	42	13	12 mm	G 3/8"
PF2070-12-08	9	25	42	16	12 mm	G 1/2"
PF2070-14-06	8	27	44.5	16	14 mm	G 3/8"
PF2070-14-08	9	27	46.5	16	14 mm	G 1/2"

PF2-090

VÄHENDAV LIITMIK A9

НИППЕЛЬ ПЕРЕХОДНОЙ A9

REDUCER A9

Tootekood Код *Part number*	A	L	**Toru Ø1** Труба Ø1 *Tube Ø1*	**Toru Ø2** Труба Ø2 *Tube Ø2*
PF2090-04-06	11	34.5	4 mm	6 mm
PF2090-05-04	9	32.7	5 mm	4 mm
PF2090-06-04	10	32.2	6 mm	4 mm
PF2090-06-05	9.6	35.5	6 mm	5 mm
PF2090-06-08	13	40	6 mm	8 mm
PF2090-08-04	9	33.8	8 mm	4 mm
PF2090-08-05	9.5	35	8 mm	5 mm
PF2090-08-06	12	33.8	8 mm	6 mm
PF2090-10-06	11	39	10 mm	6 mm
PF2090-10-08	13	40	10 mm	8 mm
PF2090-12-04	9	40	12 mm	4 mm
PF2090-12-06	13	40.3	12 mm	6 mm
PF2090-12-08	13	39.5	12 mm	8 mm
PF2090-12-10	16	42.5	12 mm	10 mm
PF2090-14-10	16	43.5	14 mm	10 mm
PF2090-14-12	17	44	14 mm	12 mm

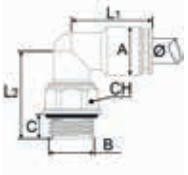

PF2-110

SUUNATAV NURK A11

УГЛОВОЕ ПОВОРОТНОЕ СОЕДИНЕНИЕ A11

ROTARY ELBOW A11

Tootekood Код *Part number*	A	C	L1	L2	CH	**Toru Ø** Труба Ø *Tube Ø*	**Keere B** Резьба B *Thread B*
PF2110-03-01	6.5	4.5	15	14.5	9	3 mm	M5
PF2110-04-01	10	4.5	18.6	20	10	4 mm	M5
PF2110-04-02	10	5.5	18.6	20.5	12	4 mm	G 1/8"
PF2110-04-04	9	6	18.6	23.6	13	4 mm	G 1/4"
PF2110-05-01	9.5	4	19.5	14.5	9	5 mm	M5
PF2110-05-02	9.5	6	20	20	13	5 mm	G 1/8"
PF2110-05-04	9.5	6.5	20	23	13	5 mm	G 1/4"
PF2110-06-01	12	4.5	20.3	20.3	10	6 mm	M5
PF2110-06-02	12	5.5	20.3	21	12	6 mm	G 1/8"
PF2110-06-04	12	6.9	20.3	20.9	14	6 mm	G 1/4"
PF2110-08-02	14	5.5	23.3	22.5	12	8 mm	G 1/8"
PF2110-08-04	14	6.9	23.3	22.4	14	8 mm	G 1/4"
PF2110-08-06	14	8.2	23.3	24.2	17	8 mm	G 3/8"
PF2110-10-04	17	6.9	27.3	25.4	14	10 mm	G 1/4"
PF2110-10-06	17	8.2	27.3	28.7	17	10 mm	G 3/8"
PF2110-10-08	17	9.2	27.3	29.2	17	10 mm	G 1/2"
PF2110-12-04	20	6.9	30.4	27.4	14	12 mm	G 1/4"
PF2110-12-06	20	8.2	30.4	28.7	17	12 mm	G 3/8"
PF2110-12-08	20	9.2	30.4	29.2	17	12 mm	G 1/2"
PF2110-14-06	21	7.5	32	28.5	20	14 mm	G 3/8"
PF2110-14-08	20	11	32	33.5	20	14 mm	G 1/2"

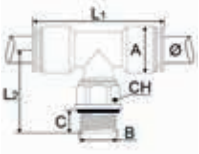

PF2-150

KOLMIK A15

ТРОЙНИК С РЕЗЬБОЙ A15

CENTRAL TEE A15

Tootekood Код *Part number*	A	C	L1	L2	CH	Toru Ø Труба Ø *Tube Ø*	Keere B Резьба B *Thread B*
PF2150-04-02	11	5.5	34	18.5	13	4 mm	G 1/8"
PF2150-05-02	11	7.5	38	24	13	5 mm	G 1/8"
PF2150-06-02	11.5	5.5	40.6	20.9	12	6 mm	G 1/8"
PF2150-06-04	11.5	6.5	40.6	20.9	14	6 mm	G 1/4"
PF2150-08-02	13.5	5.5	46.5	20.5	13	8 mm	G 1/8"
PF2150-08-04	13.5	6.9	46.5	22.4	14	8 mm	G 1/4"
PF2150-08-06	13.5	7.5	50	25.5	18	8 mm	G 3/8"
PF2150-10-04	16.5	6.5	55	25.5	16	10 mm	G 1/4"
PF2150-10-06	16.5	7.5	55	26.5	18	10 mm	G 3/8"
PF2150-12-04	19.5	6.5	58	25.5	19	12 mm	G 1/4"
PF2150-12-06	19.5	7.5	58	25.5	18	12 mm	G 3/8"
PF2150-12-08	19.5	9	58	31	21	12 mm	G 1/2"
PF2150-14-08	20	9	62	33.5	20	14 mm	G 1/2"

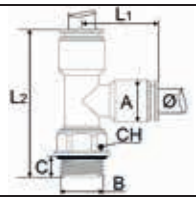

PF2-160

KOLMIK A16

ТРОЙНИК С РЕЗЬБОЙ A16

LATERAL TEE A16

Tootekood Код *Part number*	A	C	L1	L2	CH	Toru Ø Труба Ø *Tube Ø*	Keere B Резьба B *Thread B*
PF2160-04-01	9.5	4	17.3	20	8	4 mm	M5
PF2160-04-02	11.5	5.5	17.3	18.5	13	4 mm	G 1/8"
PF2160-06-02	11.5	5.5	20.6	18.5	13	6 mm	G 1/8"
PF2160-06-04	11.5	6.5	22.3	22.5	16	6 mm	G 1/4"
PF2160-08-02	13.5	5.5	23	20.5	13	8 mm	G 1/8"
PF2160-08-04	13.5	6.5	23	22.5	16	8 mm	G 1/4"
PF2160-08-06	13.5	7.5	24.5	25.5	18	8 mm	G 3/8"
PF2160-10-04	16.5	6.5	26.4	24.5	16	10 mm	G 1/4"
PF2160-10-06	16.5	7.5	26.4	25.5	18	10 mm	G 3/8"
PF2160-12-04	19.5	6.5	28.9	24.5	16	12 mm	G 1/4"
PF2160-12-06	19.5	7.5	28.9	24.5	18	12 mm	G 3/8"

PF2-080

PIKENDUS A8

УДЛИНИТЕЛЬ A8

EXTENSION A8

Tootekood Код *Part number*	L	Toru Ø Труба Ø *Tube Ø*
PF2080-04-04	32	4 mm
PF2080-05-05	33	5 mm
PF2080-06-06	35	6 mm
PF2080-08-08	38	8 mm
PF2080-10-10	45.5	10 mm
PF2080-12-12	48	12 mm
PF2080-14-14	52	14 mm

PF2-101

KORK A101

ПРОБКА A101

PLUG A101

Tootekood Код *Part number*	L	Toru Ø Труба Ø *Tube Ø*
PF2101-00-04	25.5	4 mm
PF2101-00-05	26.5	5 mm
PF2101-00-06	27.5	6 mm
PF2101-00-08	30	8 mm
PF2101-00-10	35	10 mm
PF2101-00-12	37	12 mm
PF2101-00-14	39.5	14 mm

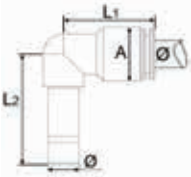

PF2-130

NURKLIITMIK A13

УГЛОВОЙ НИППЕЛЬ 90° A13

PLUG-IN ELBOW A13

Tootekood Код *Part number*	A	L1	L2	Toru Ø Труба Ø *Tube Ø*
PF2130-04-04	9.5	17.5	20	4 mm
PF2130-06-06	11.5	19	26	6 mm
PF2130-08-08	13.5	22	30	8 mm
PF2130-10-10	15.5	24	34	10 mm
PF2130-12-12	17	27	41	12 mm

PF2-102

KORK A102

ПРОБКА A102

PLUG A102

Tootekood Код *Part number*	A	L	Toru Ø Труба Ø *Tube Ø*
PF2102-00-04	9	15	4 mm
PF2102-00-06	11	17	6 mm
PF2102-00-08	13	20	8 mm
PF2102-00-10	15	21	10 mm
PF2102-00-12	17	22	12 mm

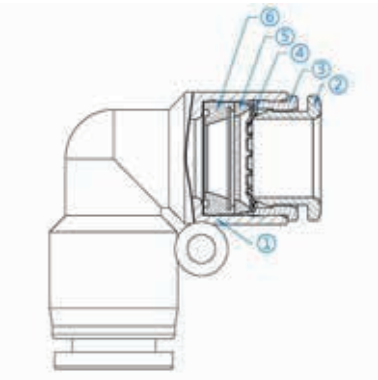

TEHNILINE INFO

ТЕХНИЧЕСКАЯ ИНФОРМАЦИЯ | *TECHNICAL INFORMATION*

Otstarve Применение *Fluid*	**Suruõhk,vesi (mitte joogivesi)** Сжатый воздух, вода (не питьевая вода) *Compressed air, water (Not drinking water)*
Töösurve Рабочее давление | *Working pressure*	**-0,96.. 10bar**
Temperatuuritaluvus Диапазон температура *Temperature range*	**Õhk -5°C.. +60°C; Vesi 0°C.. 40°C** Воздух -5°C.. +60°C; Вода 0°C.. 40°C *Air -5°C.. +60°C; Water 0°C.. 40°C*
Soovitatavad torud Рекомендуемые трубки *Recommended tubes*	**Polüuretaan PU, Polüamiid PA, Polüetüleen PE, Nailon** Полиуретан,полиамид,полиэтилен,нейлон *Polyurethane,Polyamide,Polyethylene,Nylon*
Korpus [1] Корпус [1] *Body [1]*	**Tugevdatud plastik PBT** Армированный пластик ПБТ *Reinforced plastic PBT*
Vabastusrõngas [2] Отпускающее кольцо [2] | *Release sleeve [2]*	**POM**
Krae [3] Воротник [3] *Collar [3]*	**Messing CW614 N** Латунь CW614 N *Brass CW614 N*
Fiksaatorrõngas [4] Выступ [4] *Locking claw [4]*	**Roostevaba AISI 301** Нержавеющий AISI 301 *Stainless steel AISI 301*
Tugirõngas [5] Опорное кольцо [5] | *Supporting ring [5]*	**POM**
Tihend [6] Уплотнение [6] | *Gasket [6]*	**NBR**

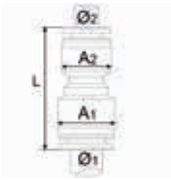

PF0-030

SIRGE LIITMIK P3

ПРЯМОЕ СОЕДИНЕНИЕ P3
STRAIGHT CONNECTION P3

Tootekood Код *Part number*	A1	A2	L	Toru Ø1 Труба Ø1 *Tube Ø1*	Toru Ø2 Труба Ø2 *Tube Ø2*
PF0030-04-04	11	11	33.3	4 mm	4 mm
PF0030-06-04	13	11	35.4	6 mm	4 mm
PF0030-06-06	13	13	35	6 mm	6 mm
PF0030-08-06	14.5	13	38.9	8 mm	6 mm
PF0030-08-08	14.5	14.5	39	8 mm	8 mm
PF0030-10-06	18	13	41	10 mm	6 mm
PF0030-10-08	18	14.5	41.9	10 mm	8 mm
PF0030-10-10	18	18	42.5	10 mm	10 mm
PF0030-12-08	21	14.5	45	12 mm	8 mm
PF0030-12-10	21	18	46	12 mm	10 mm
PF0030-12-12	21	21	47	12 mm	12 mm
PF0030-14-14	24	24	50	14 mm	14 mm
PF0030-15-15	26	26	64	15 mm	15 mm
PF0030-16-16	26	26	54.4	16 mm	16 mm

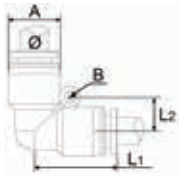

PF0-040

NURKLIITMIK P4

УГЛОВОЕ СОЕДИНЕНИЕ P4
ELBOW FITTING P4

Tootekood Код *Part number*	A	ØB	L1	L2	Toru Ø Труба Ø *Tube Ø*
PF0040-04-04	11	3.2	17.8	8	4 mm
PF0040-06-06	13	3.2	20.9	9	6 mm
PF0040-08-08	14.5	3.2	23.4	10	8 mm
PF0040-10-10	18	3.2	25.7	11	10 mm
PF0040-12-12	21	3.2	29.7	13	12 mm
PF0040-14-14	24	-	30	-	14 mm
PF0040-15-15	26	-	33	-	15 mm
PF0040-16-16	26	-	33	-	16 mm

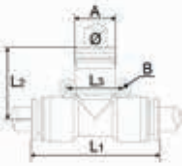

PF0-050

KOLMIKLIITMIK P5

ТРОЙНИК P5
TEE FITTING P5

Tootekood Код *Part number*	A	ØB	L1	L2	L3	Toru Ø Труба Ø *Tube Ø*
PF0050-04-04	11	3.2	37	17.8	16	4 mm
PF0050-06-06	13	3.2	41.2	20.9	18	6 mm
PF0050-08-08	14.5	3.2	46.3	23.4	20	8 mm
PF0050-10-10	18	3.2	50.5	25.7	22	10 mm
PF0050-12-12	21	3.2	58.8	29.7	26	12 mm
PF0050-14-14	24	-	54	30	-	14 mm
PF0050-15-15	26	-	66	33	-	15 mm
PF0050-16-16	26	-	66	33	-	16 mm

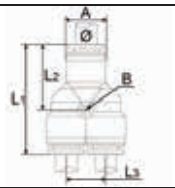

PF0-060

Y-LIITMIK P6

ТРОЙНИК Y-ТИПА P6
Y FITTING P6

Tootekood Код *Part number*	A	ØB	L1	L2	L3	Toru Ø Труба Ø *Tube Ø*
PF0060-04-04	11	3.2	34.5	20	11	4 mm
PF0060-06-06	13	3.2	39.7	23.1	13.2	6 mm
PF0060-08-08	14.5	3.2	44.8	26.5	14.6	8 mm
PF0060-10-10	18	3.2	48.4	27.5	17.6	10 mm
PF0060-12-12	21	3.2	55	33.7	21	12 mm

PF0-080

PIKENDUS P8

УДЛИНИТЕЛЬ P8
EXTENSION P8

Tootekood Код *Part number*	L	Toru Ø1 Труба Ø1 *Tube Ø1*	Toru Ø2 Труба Ø2 *Tube Ø2*
PF0080-04-04	37	4 mm	4 mm
PF0080-04-06	38	4 mm	6 mm
PF0080-04-08	40	4 mm	8 mm
PF0080-06-06	39	6 mm	6 mm
PF0080-08-08	41	8 mm	8 mm
PF0080-08-10	41.5	8 mm	10 mm
PF0080-10-10	44	10 mm	10 mm
PF0080-10-12	46.5	10 mm	12 mm
PF0080-12-12	49	12 mm	12 mm

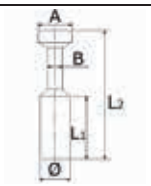

PF0-101

KORK P101

ПРОБКА P101
PLUG P101

Tootekood Код *Part number*	A	ØB	L1	L2	Toru Ø Труба Ø *Tube Ø*
PF0101-00-04	5	3	15	28	4 mm
PF0101-00-06	7	3	17	33	6 mm
PF0101-00-08	9	4	18	37	8 mm
PF0101-00-10	11	5	20.5	42	10 mm
PF0101-00-12	13	6	23	44	12 mm

TEHNILINE INFO

ТЕХНИЧЕСКАЯ ИНФОРМАЦИЯ | *TECHNICAL INFORMATION*

Otstarve Применение *Fluid*	**Pneumaatika, hüdraulika (madalsurve), vesi (mitte joogivesi)** Пневматика, гидравлика (низкое давление), вода (не питьевая вода) *Pneumatics, hydraulics (low pressure), water (Not drinking water)*
Max töösurve Максимальное давление *Max pressure*	**60 bar**
Temperatuuritaluvus Диапазон температура *Temperature range*	**-20°C.. +70°C**
Korpuse materjal Материал корпуса *Body material*	**Nikeldatud messing CW614 N** Никелированная латунь CW614 N *Nickel plated brass CW614 N*
Silindrilise keerme tüüp [G] Тип цилиндрической резьбы [G] *Cylindrical thread type [G]*	**BSPP UNI-ISO228**
Koonuskeerme tüüp [R] Тип конической резьбы [R] *Taper thread type [R]*	**BSPT UNI-ISO 7**
Meeterkeerme tüüp Тип метрической резьбы *Metric thread type*	**ISO/R 262**
Väliskeerme tähis [M] Символ наружной резьбы *Sign of male thread*	**M**
Sisekeerme tähis [F] Символ внутренней резьбы *Sign of female thread*	**F**

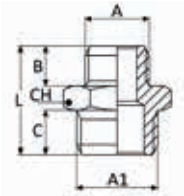

PF5-010

ADAPTER B10

ПЕРЕХОДНИК B10

ADAPTER B10

Tootekood Код *Part number*	L	B	C	CH	**Keere A** Резьба A *Thread A*	**Keere A1** Резьба A1 *Thread A1*
PF5010-01-02	14.5	4	6	14	M5 M	G 1/8" M
PF5010-02-02	16.5	6	6	14	G 1/8" M	G 1/8" M
PF5010-02-04	19.0	6	8	17	G 1/8" M	G 1/4" M
PF5010-02-06	20.0	6	9	19	G 1/8" M	G 3/8" M
PF5010-04-04	21.0	8	8	17	G 1/4" M	G 1/4" M
PF5010-04-06	22.0	8	9	19	G 1/4" M	G 3/8" M
PF5010-04-08	23.5	8	10	24	G 1/4" M	G 1/2" M
PF5010-06-06	23.0	9	9	19	G 3/8" M	G 3/8" M
PF5010-06-08	24.5	9	10	24	G 3/8" M	G 1/2" M
PF5010-08-08	25.5	10	10	24	G 1/2" M	G 1/2" M
PF5010-08-12	27.5	10	11	30	G 1/2" M	G 3/4" M
PF5010-12-12	28.5	11	11	30	G 3/4" M	G 3/4" M
PF5010-12-16	32.0	11	13	36	G 3/4" M	G 1" M
PF5010-16-16	32.0	13	13	36	G 1" M	G 1" M

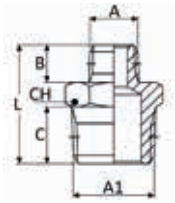

PF5-011

ADAPTER B11

ПЕРЕХОДНИК B11

ADAPTER B11

Tootekood Код *Part number*	L	B	C	CH	**Keere A** Резьба A *Thread A*	**Keere A1** Резьба A1 *Thread A1*
PF5011-02-02	20.5	8	8	12	R 1/8" M	R 1/8" M
PF5011-02-04	24.0	8	11	14	R 1/8" M	R 1/4" M
PF5011-02-06	24.5	8	11.5	17	R 1/8" M	R 3/8" M
PF5011-04-04	27.0	11	11	14	R 1/4" M	R 1/4" M
PF5011-04-06	27.5	11	11.5	17	R 1/4" M	R 3/8" M
PF5011-04-08	30.5	11	14	22	R 1/4" M	R 1/2" M
PF5011-06-06	28.0	11.5	11.5	17	R 3/8" M	R 3/8" M
PF5011-06-08	31.0	11.5	14	22	R 3/8" M	R 1/2" M
PF5011-08-08	33.5	14	14	22	R 1/2" M	R 1/2" M
PF5011-08-12	37.0	14	16.5	27	R 1/2" M	R 3/4" M
PF5011-12-12	39.5	16.5	16.5	27	R 3/4" M	R 3/4" M
PF5011-12-16	42.5	16.5	19	34	R 3/4" M	R 1" M
PF5011-16-16	45.5	19	19	34	R 1" M	R 1" M

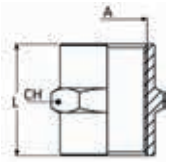

PF5-020

MUHV B20

МУФТА B20

SLEEVE B20

Tootekood Код *Part number*	L	CH	Keere A Резьба A *Thread A*
PF5020-01-01	11	8	M5 F
PF5020-02-02	15	14	G 1/8" F
PF5020-04-04	22	17	G 1/4" F
PF5020-06-06	23	22	G 3/8" F
PF5020-08-08	28	26	G 1/2" F
PF5020-12-12	32	32	G 3/4" F
PF5020-16-16	32	38	G 1" F

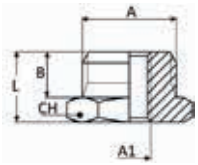

PF5-030

ADAPTER B30

ПЕРЕХОДНИК B30

REDUCER B30

Tootekood Код *Part number*	B	L	CH	Keere A Резьба A *Thread A*	Keere A1 Резьба A1 *Thread A1*
PF5030-02-01	6	10.5	14	G 1/8" M	M5 F
PF5030-04-02	8	13	17	G 1/4" M	G 1/8" F
PF5030-06-02	9	14	19	G 3/8" M	G 1/8" F
PF5030-06-04	9	14	19	G 3/8" M	G 1/4" F
PF5030-08-04	10	15.5	24	G 1/2" M	G 1/4" F
PF5030-08-06	10	15.5	24	G 1/2" M	G 3/8" F
PF5030-12-08	11	17.5	30	G 3/4" M	G 1/2" F

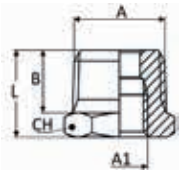

PF5-031

ADAPTER B31

ПЕРЕХОДНИК B31

REDUCER B31

Tootekood Код *Part number*	B	L	CH	Keere A Резьба A *Thread A*	Keere A1 Резьба A1 *Thread A1*
PF5031-04-02	11	16	14	R 1/4" M	G 1/8" F
PF5031-06-02	11.5	16.5	17	R 3/8" M	G 1/8" F
PF5031-06-04	11.5	16.5	17	R 3/8" M	G 1/4" F
PF5031-08-02	14	19.5	22	R 1/2" M	G 1/8" F
PF5031-08-04	14	19.5	22	R 1/2" M	G 1/4" F
PF5031-08-06	14	19.5	22	R 1/2" M	G 3/8" F
PF5031-12-08	16.5	23	27	R 3/4" M	G 1/2" F
PF5031-16-08	14	21.5	34	R 1" M	G 1/2" F

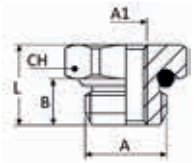

PF5-032

ADAPTER B32

ПЕРЕХОДНИК B32

REDUCER B32

Tootekood Код *Part number*	B	L	CH	Keere A Резьба A *Thread A*	Keere A1 Резьба A1 *Thread A1*
PF5032-02-01	6.5	11	14	G 1/8" M	M5 F
PF5032-04-02	8	13	19	G 1/4" M	G 1/8" F
PF5032-06-02	9	14	20	G 3/8" M	G 1/8" F
PF5032-06-04	9	14	20	G 3/8" M	G 1/4" F
PF5032-08-04	10	15.5	24	G 1/2" M	G 1/4" F
PF5032-08-06	10	15.5	26	G 1/2" M	G 3/8" F

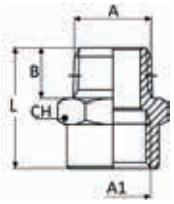

PF5-041

ADAPTER B41

ПЕРЕХОДНИК B41

REDUCER B41

Tootekood Код *Part number*	B	L	CH	Keere A Резьба A *Thread A*	Keere A1 Резьба A1 *Thread A1*
PF5041-02-02	8	18	14	R 1/8" M	G 1/8" F
PF5041-02-04	8	21.5	17	R 1/8" M	G 1/4" F
PF5041-04-04	11	24.5	17	R 1/4" M	G 1/4" F
PF5041-04-06	11	25.5	22	R 1/4" M	G 3/8" F
PF5041-06-06	11.5	26	22	R 3/8" M	G 3/8" F
PF5041-06-08	11.5	29.5	24	R 3/8" M	G 1/2" F
PF5041-08-08	14	32	26	R 1/2" M	G 1/2" F
PF5041-08-12	14	35	32	R 1/2" M	G 3/4" F

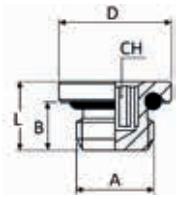

PF5-050

KORK B50

ПРОБКА B50

PLUG B50

Tootekood Код *Part number*	B	L	D	CH	Keere A Резьба A *Thread A*
PF5050-00-01	4.5	7.2	8	2.5	M5 M
PF5050-00-02	6.5	9.5	14	5	G 1/8" M
PF5050-00-04	8	11.5	17	6	G 1/4" M
PF5050-00-06	9	12.5	20	8	G 3/8" M
PF5050-00-08	10	14	26	10	G 1/2" M

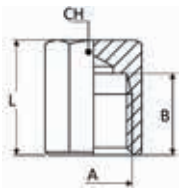

PF5-060

KORK B60

ПРОБКА B60

PLUG B60

Tootekood Код *Part number*	B	L	CH	Keere A Резьба A *Thread A*
PF5060-00-02	8	11.5	14	G 1/8" F
PF5060-00-04	11	15	17	G 1/4" F
PF5060-00-06	11.5	15.5	20	G 3/8" F
PF5060-00-08	14	20	24	G 1/2" F
PF5060-00-12	13	15	30	G 3/4" F
PF5060-00-16	13	15	38	G 1" F

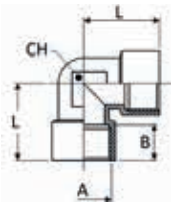

PF5-070

PÕLV 90° B70

ПЕРЕХОДНИК УГЛОВОЙ B70

ELBOW B70

Tootekood Код *Part number*	B	L	CH	Keere A Резьба A *Thread A*
PF5070-00-01	4	11	8	M5 F
PF5070-00-02	8	21	10	G 1/8" F
PF5070-00-04	11	25.5	13	G 1/4" F
PF5070-00-06	11.5	28	17	G 3/8" F
PF5070-00-08	14	33.5	21	G 1/2" F
PF5070-00-12	16.5	36.5	25	G 3/4" F
PF5070-00-16	19	45	30	G 1" F

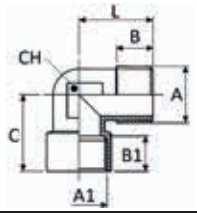

PF5-071

PÕLV 90° B71

ПЕРЕХОДНИК УГЛОВОЙ B71

ELBOW B71

Tootekood Код *Part number*	B	B1	C	L	CH	Keere A1 Резьба A1 *Thread A1*	Keere A Резьба A *Thread A*
PF5071-00-01	4	5	11.5	11	9	M5 F	M5 M
PF5071-00-02	8	8	18.5	21	10	G 1/8" F	R 1/8" M
PF5071-00-04	11	11	23.5	25.5	13	G 1/4" F	R 1/4" M
PF5071-00-06	11.5	11.5	26	28	17	G 3/8" F	R 3/8" M
PF5071-00-08	14	14	31	33.5	21	G 1/2" F	R 1/2" M
PF5071-00-12	16	16.5	33	36.5	25	G 3/4" F	R 3/4" M
PF5071-00-16	17	19	39	45	30	G 1" F	R 1" M

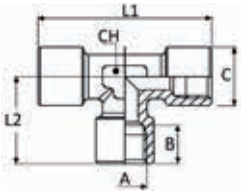

PF5-080

KOLMIK B80

ТРОЙНИК B80

TEE B80

Tootekood Код *Part number*	B	C	L1	L2	CH	Keere A Резьба A *Thread A*
PF5080-00-01	5	8	22	11	9	M5 F
PF5080-00-02	8	13	42	21	10	G 1/8" F
PF5080-00-04	11	16.5	51	25.5	13	G 1/4" F
PF5080-00-06	11.5	20.5	56	28	17	G 3/8" F
PF5080-00-08	14	25.5	67	33.5	21	G 1/2" F
PF5080-00-12	16.5	32.5	73	36.5	25	G 3/4" F
PF5080-00-16	19	39.5	90	45	30	G 1" F

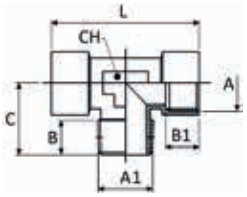

PF5-081

KOLMIK B81

ТРОЙНИК B81

TEE B81

Tootekood Код *Part number*	B	B1	C	L	CH	Keere A1 Резьба A1 *Thread A1*	Keere A Резьба A *Thread A*
PF5081-00-01	4	5	11.5	22	9	M5 M	M5 F
PF5081-00-02	8	8	18.5	42	10	R 1/8" M	G 1/8" F
PF5081-00-04	11	11	23.5	51	13	R 1/4" M	G 1/4" F
PF5081-00-06	11.5	11.5	26	56	17	R 3/8" M	G 3/8" F
PF5081-00-08	14	14	31	67	21	R 1/2" M	G 1/2" F
PF5081-00-12	16	16.5	33	73	25	R 3/4" M	G 3/4" F
PF5081-00-16	17.5	19	39	90	30	R 1" M	G 1" F

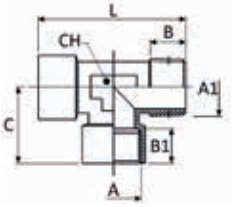

PF5-082

KOLMIK B82

ТРОЙНИК B82

TEE B82

Tootekood Код *Part number*	B	B1	C	L	CH	Keere A1 Резьба A1 *Thread A1*	Keere A Резьба A *Thread A*
PF5082-00-01	4	5	11	22.5	9	M5 M	M5 F
PF5082-00-02	8	8	21	39.5	10	R 1/8" M	G 1/8" F
PF5082-00-04	11	11	25.5	49	13	R 1/4" M	G 1/4" F
PF5082-00-06	11.5	11.5	28	54	17	R 3/8" M	G 3/8" F
PF5082-00-08	14	14	33.5	64.5	21	R 1/2" M	G 1/2" F
PF5082-00-12	16	16.5	36.5	69.5	25	R 3/4" M	G 3/4" F
PF5082-00-16	17.5	19	45	84	30	R 1" M	G 1" F

PF5-090

NELIK B90

ПЕРЕХОДНИК КРЕСТОВОЙ B90

CROSS B90

Tootekood Код *Part number*	B	L	CH	Keere A Резьба A *Thread A*
PF5090-00-02	8	42	10	G 1/8" F
PF5090-00-04	11	51	13	G 1/4" F
PF5090-00-06	11.5	56	17	G 3/8" F
PF5090-00-08	14	67	21	G 1/2" F

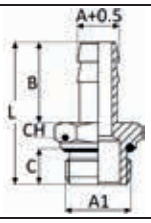

PF5-100

VOOLIKUÜHENDUS B100

ШЛАНГОВОЕ СОЕДИНЕНИЕ B100

HOSE CONNECTOR B100

Tootekood Код *Part number*	C	B	L	CH	A	Keere A1 Резьба A1 *Thread A1*
PF5100-05-01	4.5	15	23	8	4.5	M5 M
PF5100-07-02	6.5	19	30	14	7.0	G 1/8" M
PF5100-07-04	8	19	32	17	7.0	G 1/4" M
PF5100-08-02	6.5	19	30	14	8.0	G 1/8" M
PF5100-08-04	8	19	32	17	8.0	G 1/4" M
PF5100-09-02	6.5	19	30	14	9.0	G 1/8" M
PF5100-09-04	8	19	32	17	9.0	G 1/4" M
PF5100-09-06	9	19	33	20	9.0	G 3/8" M
PF5100-12-04	8	20	33	17	12.0	G 1/4" M
PF5100-12-06	9	20	34	20	12.0	G 3/8" M
PF5100-12-08	10	20	35.5	25	12.0	G 1/2" M
PF5100-17-06	9	24	38	20	17.0	G 3/8" M
PF5100-17-08	10	24	39.5	25	17.0	G 1/2" M

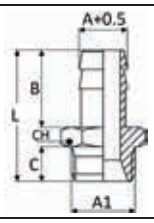

PF5-101

VOOLIKUÜHENDUS B101

ШЛАНГОВОЕ СОЕДИНЕНИЕ B101

HOSE CONNECTOR B101

Tootekood Код *Part number*	C	B	L	CH	A	Keere A1 Резьба A1 *Thread A1*
PF5101-05-01	4	15	22.5	8	4.5	M5 M
PF5101-06-02	6	19	29.5	12	6.0	G 1/8" M
PF5101-06-04	8	19	32	14	6.0	G 1/4" M
PF5101-07-02	6	19	29.5	12	7.0	G 1/8" M
PF5101-07-04	8	19	32	14	7.0	G 1/4" M
PF5101-08-02	6	19	29.5	12	8.0	G 1/8" M
PF5101-08-04	8	19	32	14	8.0	G 1/4" M
PF5101-09-02	6	19	29.5	12	9.0	G 1/8" M
PF5101-09-04	8	19	32	14	9.0	G 1/4" M
PF5101-09-06	9	19	33	19	9.0	G 3/8" M
PF5101-10-02	6	20	30.5	12	10.0	G 1/8" M
PF5101-10-04	8	20	33	14	10.0	G 1/4" M
PF5101-10-06	9	20	34	19	10.0	G 3/8" M
PF5101-12-04	8	20	33	14	12.0	G 1/4" M
PF5101-12-06	9	20	34	19	12.0	G 3/8" M
PF5101-12-08	10	20	35.5	22	12.0	G 1/2" M
PF5101-14-06	9	22	36	19	14.0	G 3/8" M
PF5101-14-08	10	22	37.5	22	14.0	G 1/2" M
PF5101-17-06	9	24	38	19	17.0	G 3/8" M
PF5101-17-08	10	24	39.5	22	17.0	G 1/2" M
PF5101-18-12	11	24	41.5	30	18.0	G 3/4" M
PF5101-20-08	10	24	39.5	22	20.0	G 1/2" M
PF5101-20-12	11	24	41.5	30	20.0	G 3/4" M

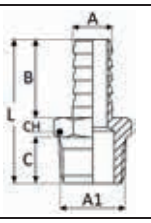

PF5-102

VOOLIKUÜHENDUS B102

ШЛАНГОВОЕ СОЕДИНЕНИЕ B102

HOSE CONNECTOR B102

Tootekood Код *Part number*	C	B	L	CH	A	Keere A1 Резьба A1 *Thread A1*
PF5102-06-02	8	19	31.5	12	6.0	R 1/8" M
PF5102-06-04	11	19	35	14	6.0	R 1/4" M
PF5102-08-02	8	19	31.5	12	8.0	R 1/8" M
PF5102-08-04	11	19	35	14	8.0	R 1/4" M
PF5102-09-02	8	19	31.5	12	9.0	R 1/8" M
PF5102-09-04	11	19	35	14	9.0	R 1/4" M
PF5102-09-06	11.5	19	35.5	17	9.0	R 3/8" M
PF5102-09-08	14	19	38.5	22	9.0	R 1/2" M
PF5102-12-04	11	20	36	14	12.0	R 1/4" M
PF5102-12-06	11.5	20	36.5	17	12.0	R 3/8" M
PF5102-12-08	14	20	39.5	22	12.0	R 1/2" M
PF5102-14-06	11.5	22	38.5	17	14.0	R 3/8" M
PF5102-14-08	14	22	41.5	22	14.0	R 1/2" M
PF5102-16-06	11.5	22	38.5	17	16.0	R 3/8" M
PF5102-16-08	14	22	41.5	22	16.0	R 1/2" M
PF5102-16-12	16.5	22	45	27	16.0	R 3/4" M
PF5102-18-06	11.5	24	40.5	19	18.0	R 3/8" M
PF5102-18-08	14	24	43.5	22	18.0	R 1/2" M
PF5102-18-12	16.5	24	47	27	18.0	R 3/4" M
PF5102-20-06	11.5	24	41	22	20.0	R 3/8" M
PF5102-20-08	14	24	43.5	22	20.0	R 1/2" M
PF5102-20-12	16.5	24	46.5	27	20.0	R 3/4" M
PF5102-25-12	16.5	30	53	27	25.0	R 3/4" M
PF5102-25-16	19	30	56	34	25.0	R 1" M

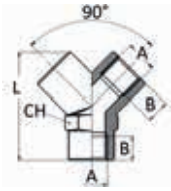

PF5-120

Y KOLMIK B120

ТРОЙНИК Y-ТИПА B120

Y TEE B120

Tootekood Код *Part number*	B	CH	L	Keere A Резьба A *Thread A*
PF5120-02-02	8	13	33	G 1/8" F
PF5120-04-04	11	17	37	G 1/4" F
PF5120-06-06	11.5	20	46	G 3/8" F
PF5120-08-08	14	25	58	G 1/2" F

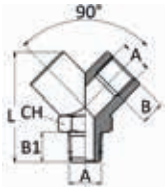

PF5-121

Y KOLMIK B121

ТРОЙНИК Y-ТИПА B121

Y TEE B121

Tootekood Код *Part number*	B	B1	CH	L	Keere A Резьба A *Thread A*
PF5121-02-02	8	8	13	33	G 1/8"
PF5121-04-04	11	11	17	37	G 1/4"
PF5121-06-06	11.5	11.5	20	46	G 3/8"
PF5121-08-08	14	14	25	58	G 1/2"

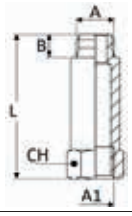

PF5-110

PIKENDUS B110

УДЛИНИТЕЛЬ B110

EXTENSION B110

Tootekood Код *Part number*	B	L	CH	Keere A Резьба A *Thread A*	Keere A1 Резьба A1 *Thread A1*
PF5110-22-02	6	22	14	G 1/8" M	G 1/8" F
PF5110-42-02	6	42	14	G 1/8" M	G 1/8" F
PF5110-51-02	6	51	14	G 1/8" M	G 1/8" F
PF5110-35-04	8	35	17	G 1/4" M	G 1/4" F
PF5110-51-04	8	51	17	G 1/4" M	G 1/4" F

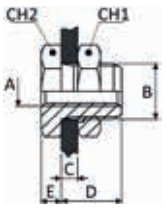

PF5-130

LÄBIVIIK B130

СОЕДИНЕНИЕ ЧЕРЕЗ ПЕРЕБОРКУ B130

BULKHEAD B130

Tootekood Код *Part number*	D	E	CH1	CH2	C Max	Keere B Резьба B *Thread B*	Keere A Резьба A *Thread A*
PF5130-00-01	10.5	3.5	14	14	7	M10x1.0	M5 F
PF5130-00-02	14	4	22	19	10	M16x1.5	G 1/8" F
PF5130-00-04	21	4	27	24	16	M20x1.5	G 1/4" F
PF5130-00-06	21	5	32	30	15	M26x1.5	G 3/8" F
PF5130-00-08	27	6	36	32	21	M28x1.5	G 1/2" F

PF5-150*

PÖÖRLEV NURK B150

УГЛОВОЕ ПОВОРОТНОЕ СОЕДИНЕНИЕ B150

ROTARY JOINT B150

Tootekood Код *Part number*	Keere A1 Резьба A1 *Thread A1*	Keere A2 Резьба A2 *Thread A2*
PF5150-02-02	G 1/8" F	G 1/8" F
PF5150-04-04	G 1/4" F	G 1/4" F
PF5150-06-06	G 3/8" F	G 3/8" F
PF5150-08-08	G 1/2" F	G 1/2" F
PF5150-12-12	G 3/4" F	G 3/4" F
PF5150-16-16	G 1" F	G 1" F

* Max 12bar | Max 550 rpm

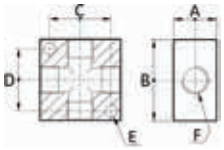

PF60

NELIK B600

КРЕСТОВОЙ РАСПРЕДЕЛИТЕЛЬ B600

CROSS MANIFOLD B600

Tootekood Код *Part number*	A	B	C	D	E	Keere F Резьба F *Thread F*
PF6001-02-02	16	30	23	22	4.5	G 1/8" F
PF6001-04-04	20	40	30	27	5.5	G 1/4" F
PF6001-06-06	25	50	38	39	6.5	G 3/8" F
PF6001-08-08	25	50	38	39	6.5	G 1/2" F

1/4" → 1/8"

ÜHEPOOLNE JAOTUSRAAM B610
ОДНОСТОРОННИЙ РАСПРЕДЕЛИТЕЛЬ B610
SINGLE SIDE MANIFOLD B610

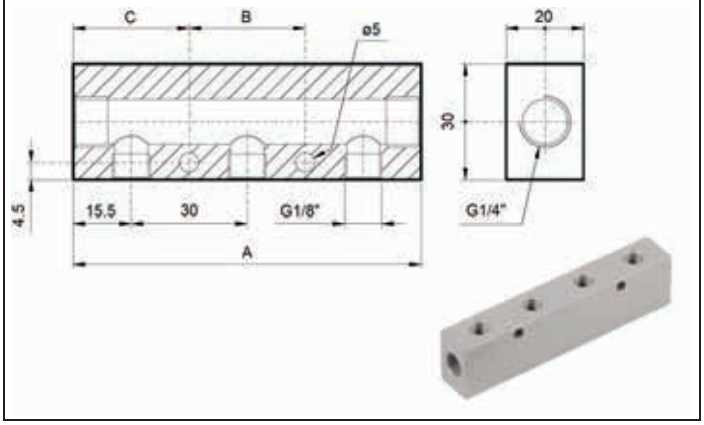

Tootekood Код *Part number*	N° 1/8	A	B	C	Sisend Вход *Inlet*	Väljund Выход *Outlet*
PF6102-04-02	2	61	50	5.5	G 1/4" F	G 1/8" F
PF6103-04-02	3	91	30	30.5	G 1/4" F	G 1/8" F
PF6104-04-02	4	121	60	30.5	G 1/4" F	G 1/8" F
PF6105-04-02	5	151	90	30.5	G 1/4" F	G 1/8" F
PF6106-04-02	6	181	120	30.5	G 1/4" F	G 1/8" F

1/4" → 1/8"

KAHEPOOLNE JAOTUSRAAM B620
ДВУСТОРОННИЙ РАСПРЕДЕЛИТЕЛЬ B620
DOUBLE SIDE MANIFOLD B620

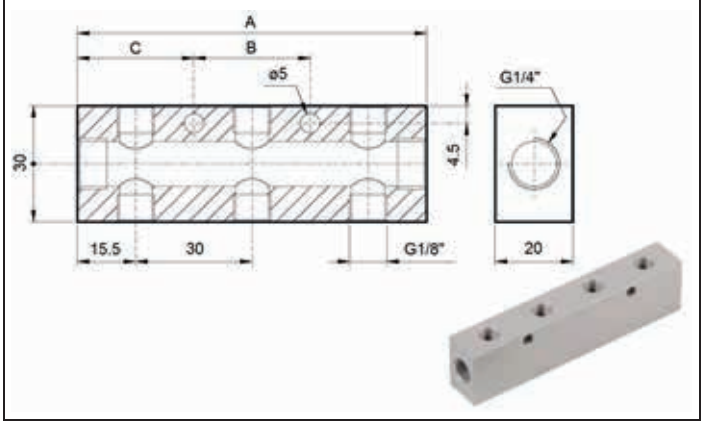

Tootekood Код *Part number*	N° 1/8	A	B	C	Sisend Вход *Inlet*	Väljund Выход *Outlet*
PF6202-04-02	4	61	50	5.5	G 1/4" F	G 1/8" F
PF6203-04-02	6	91	30	30.5	G 1/4" F	G 1/8" F
PF6204-04-02	8	121	60	30.5	G 1/4" F	G 1/8" F
PF6205-04-02	10	151	90	30.5	G 1/4" F	G 1/8" F
PF6206-04-02	12	181	120	30.5	G 1/4" F	G 1/8" F

3/8" → 1/4"

ÜHEPOOLNE JAOTUSRAAM B610
ОДНОСТОРОННИЙ РАСПРЕДЕЛИТЕЛЬ B610
SINGLE SIDE MANIFOLD B610

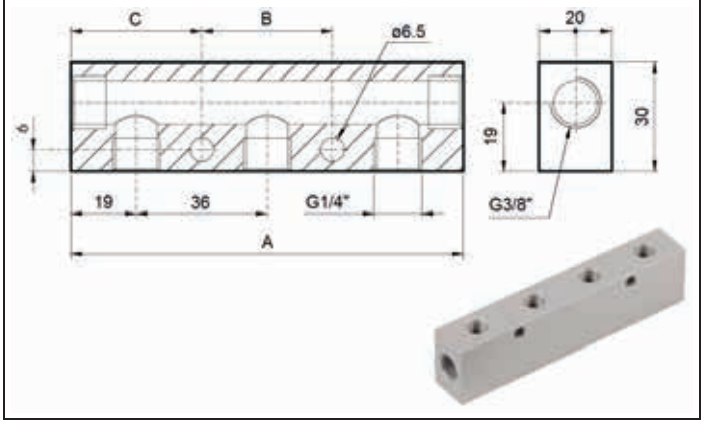

Tootekood Код *Part number*	N° 1/4	A	B	C	Sisend Вход *Inlet*	Väljund Выход *Outlet*
PF6102-06-04	2	74	61	6.5	G 3/8" F	G 1/4" F
PF6103-06-04	3	110	36	37	G 3/8" F	G 1/4" F
PF6104-06-04	4	146	72	37	G 3/8" F	G 1/4" F
PF6105-06-04	5	182	108	37	G 3/8" F	G 1/4" F
PF6106-06-04	6	218	144	37	G 3/8" F	G 1/4" F

3/8" → 1/4"

KAHEPOOLNE JAOTUSRAAM B620
ДВУСТОРОННИЙ РАСПРЕДЕЛИТЕЛЬ B620
DOUBLE SIDE MANIFOLD B620

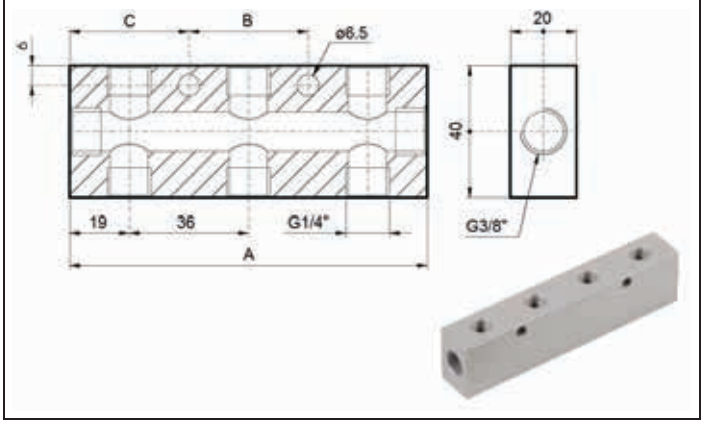

Tootekood Код *Part number*	N° 1/4	A	B	C	Sisend Вход *Inlet*	Väljund Выход *Outlet*
PF6202-06-04	4	74	61	6.5	G 3/8" F	G 1/4" F
PF6203-06-04	6	110	36	37	G 3/8" F	G 1/4" F
PF6204-06-04	8	146	72	37	G 3/8" F	G 1/4" F
PF6205-06-04	10	182	108	37	G 3/8" F	G 1/4" F
PF6206-06-04	12	218	144	37	G 3/8" F	G 1/4" F

1/2" → 1/4"

ÜHEPOOLNE JAOTUSRAAM B610
ОДНОСТОРОННИЙ РАСПРЕДЕЛИТЕЛЬ B610
SINGLE SIDE MANIFOLD B610

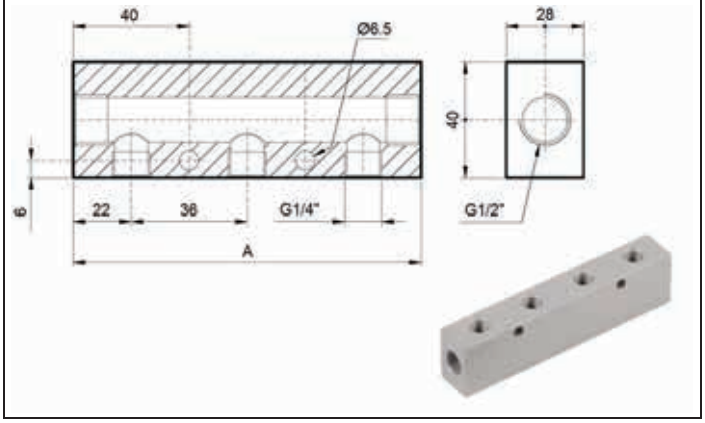

Tootekood Код *Part number*	N° 1/4	A	Sisend Вход *Inlet*	Väljund Выход *Outlet*
PF6102-08-04	2	80	G 1/2" F	G 1/4" F
PF6103-08-04	3	116	G 1/2" F	G 1/4" F
PF6104-08-04	4	152	G 1/2" F	G 1/4" F
PF6105-08-04	5	188	G 1/2" F	G 1/4" F
PF6106-08-04	6	224	G 1/2" F	G 1/4" F

1/2" → 1/4"

KAHEPOOLNE JAOTUSRAAM B620
ДВУСТОРОННИЙ РАСПРЕДЕЛИТЕЛЬ B620
DOUBLE SIDE MANIFOLD B620

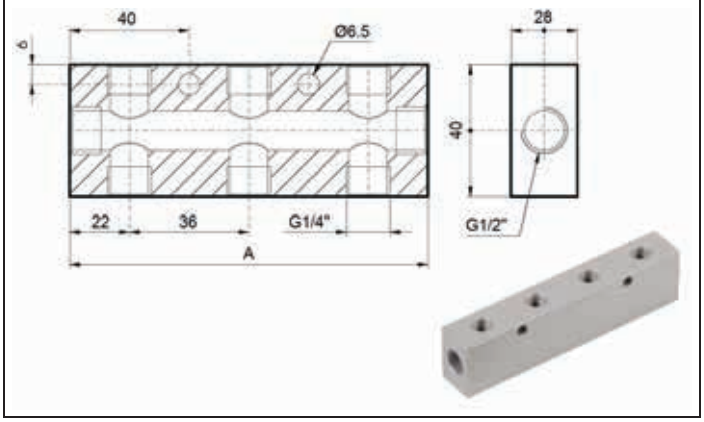

Tootekood Код *Part number*	N° 1/4	A	Sisend Вход *Inlet*	Väljund Выход *Outlet*
PF6202-08-04	4	80	G 1/2" F	G 1/4" F
PF6203-08-04	6	116	G 1/2" F	G 1/4" F
PF6204-08-04	8	152	G 1/2" F	G 1/4" F
PF6205-08-04	10	188	G 1/2" F	G 1/4" F
PF6206-08-04	12	224	G 1/2" F	G 1/4" F

1/2" → 3/8"

ÜHEPOOLNE JAOTUSRAAM B610
ОДНОСТОРОННИЙ РАСПРЕДЕЛИТЕЛЬ B610
SINGLE SIDE MANIFOLD B610

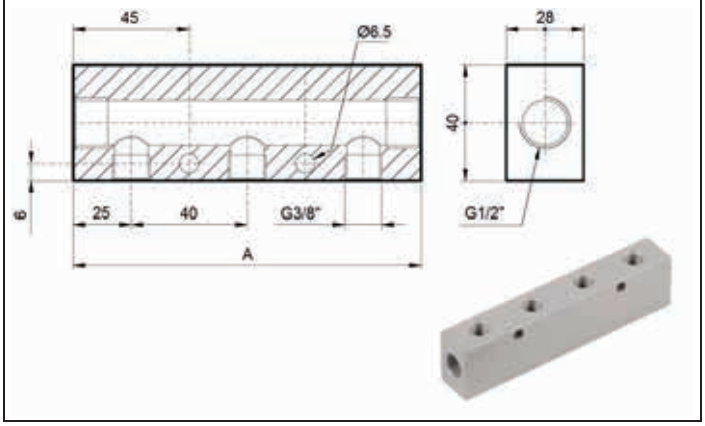

Tootekood Код *Part number*	N° 3/8	A	Sisend Вход *Inlet*	Väljund Выход *Outlet*
PF6102-08-06	2	90	G 1/2" F	G 3/8" F
PF6103-08-06	3	130	G 1/2" F	G 3/8" F
PF6104-08-06	4	170	G 1/2" F	G 3/8" F
PF6105-08-06	5	210	G 1/2" F	G 3/8" F
PF6106-08-06	6	250	G 1/2" F	G 3/8" F

1/2" → 3/8"

KAHEPOOLNE JAOTUSRAAM B620
ДВУСТОРОННИЙ РАСПРЕДЕЛИТЕЛЬ B620
DOUBLE SIDE MANIFOLD B620

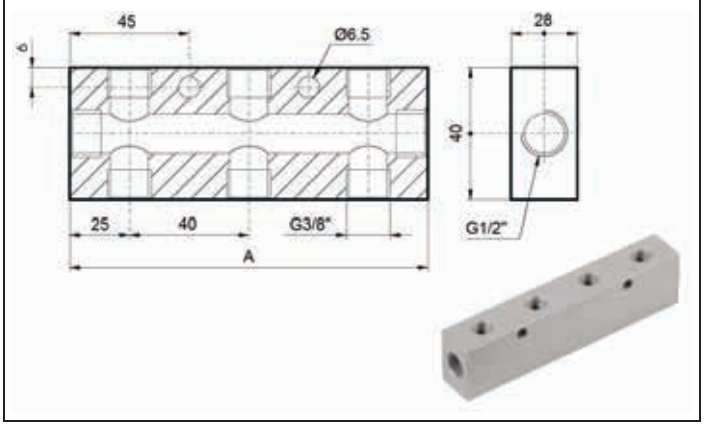

Tootekood Код *Part number*	N° 3/8	A	Sisend Вход *Inlet*	Väljund Выход *Outlet*
PF6202-08-06	4	90	G 1/2" F	G 3/8" F
PF6203-08-06	6	130	G 1/2" F	G 3/8" F
PF6204-08-06	8	170	G 1/2" F	G 3/8" F
PF6205-08-06	10	210	G 1/2" F	G 3/8" F
PF6206-08-06	12	250	G 1/2" F	G 3/8" F

TEHNILINE INFO

ТЕХНИЧЕСКАЯ ИНФОРМАЦИЯ | *TECHNICAL INFORMATION*

Otstarve Жидкость *Fluid*	**Pneumaatika, hüdraulika (madalsurve), vesi (mitte joogivesi)** Пневматика, гидравлика (низкое давление), вода (не питьевая вода) *Pneumatics, hydraulics (low pressure), water (Not drinking water)*
Max töösurve Максимальное давление *Max pressure*	**18 bar**
Temperatuuritaluvus Диапазон температура *Temperature range*	**-20°C.. +70°C**
Korpuse materjal Материал корпуса *Body material*	**Nikeldatud messing CW614 N** Никелированная латунь CW614 N *Nickel plated brass CW614 N*
Silindrilise keerme tüüp [G] Тип цилиндрической резьбы [G] *Cylindrical thread type [G]*	**BSPP UNI-ISO228**
Koonuskeerme tüüp [R] Тип конической резьбы [R] *Taper thread type [R]*	**BSPT UNI-ISO 7**
Meeterkeerme tüüp Тип метрической резьбы *Metric thread type*	**ISO/R 262**
Väliskeerme tähis [M] Символ наружной резьбы *Sign of male thread*	**M**
Sisekeerme tähis [F] Символ внутренней резьбы *Sign of female thread*	**F**

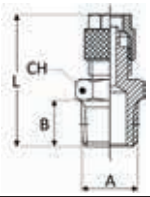

PF3-011

SIRGE LIITMIK C11

ПРЯМОЕ СОЕДИНЕНИЕ C11

STRAIGHT CONNECTION C11

Tootekood Код *Part number*	B	L	CH	Toru ØD Труба ØD *Tube ØD*	Keere A Резьба A *Thread A*
PF3011-04-02	8	23.5	12	4/2.7 mm	R 1/8" M
PF3011-05-02	8	23	12	5/3 mm	R 1/8" M
PF3011-06-02	8	25.6	12	6/4 mm	R 1/8" M
PF3011-06-04	11	29.6	14	6/4 mm	R 1/4" M
PF3011-08-02	8	26.9	12	8/6 mm	R 1/8" M
PF3011-08-04	11	31	14	8/6 mm	R 1/4" M
PF3011-08-06	11.5	31.5	17	8/6 mm	R 3/8" M
PF3011-08-08	14	34	22	8/6 mm	R 1/2" M
PF3011-10-02	8	29	14	10/8 mm	R 1/8" M
PF3011-10-04	11	33	14	10/8 mm	R 1/4" M
PF3011-10-06	11.5	33.5	17	10/8 mm	R 3/8" M
PF3011-10-08	14	36.5	22	10/8 mm	R 1/2" M
PF3011-12-06	11.5	35	17	12/10 mm	R 3/8" M
PF3011-12-08	14	38	22	12/10 mm	R 1/2" M
PF3011-15-08	14	40	22	15/12.5 mm	R 1/2" M

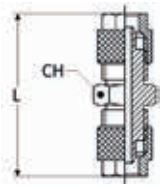

PF3-030

SIRGE LIITMIK C30

ПРЯМОЕ СОЕДИНЕНИЕ C30

STRAIGHT CONNECTION C30

Tootekood Код *Part number*	L	CH	Toru ØD Труба ØD *Tube ØD*
PF3030-04-04	27.5	8	4/2.7 mm
PF3030-05-05	31.7	8	5/3 mm
PF3030-06-06	32.2	12	6/4 mm
PF3030-08-08	34.8	12	8/6 mm
PF3030-10-10	39	14	10/8 mm
PF3030-12-12	43	17	12/10 mm
PF3030-15-15	47	22	15/12.5 mm

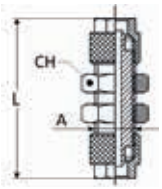

PF3-031

LÄBIVIIK C31

СОЕДИНЕНИЕ ЧЕРЕЗ ПЕРЕБОРКУ C31

BULKHEAD C31

Tootekood Код *Part number*	A	L	CH	Toru ØD Труба ØD *Tube ØD*
PF3031-04-04	M6x0.5	35	10	4/2.7 mm
PF3031-05-05	M7x0.75	35	10	5/3 mm
PF3031-06-06	M10x1	45.5	14	6/4 mm
PF3031-08-08	M12x1	48.4	17	8/6 mm
PF3031-10-10	M14x1	52	17	10/8 mm
PF3031-12-12	M16x1	57	19	12/10 mm
PF3031-15-15	M20x1	59	24	15/12.5 mm

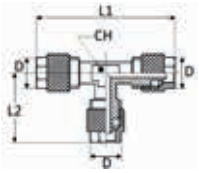

PF3-050

KOLMIKLIITMIK C50

ТРОЙНИК C50

TEE FITTING C50

Tootekood Код *Part number*	L1	L2	CH	Toru ØD Труба ØD *Tube ØD*
PF3050-04-04	40	20.5	8	4/2.7 mm
PF3050-05-05	41.2	20.6	8	5/3 mm
PF3050-06-06	41.2	20.6	8	6/4 mm
PF3050-08-08	43.8	21.9	9	8/6 mm
PF3050-10-10	51	25.5	11	10/8 mm
PF3050-12-12	54	28	13	12/10 mm
PF3050-15-15	63	32.5	16	15/12,5 mm

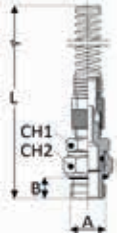

PF3-600

PÖÖRIKUGA LIITMIK C600

ПОВОРОТНОЕ СОЕДИНЕНИЕ C600

SWIVEL FITTING C600

Tootekood Код *Part number*	L	CH1	CH2	B	Toru Ø Труба Ø *Tube Ø*	Keere A Резьба A *Thread A*
PF3600-06-04	119	13	13	8	6/4 mm	G 1/4" M
PF3600-08-04	124	16	16	8	8/6 mm	G 1/4" M
PF3600-09-04	124	13	13	8	8/5 mm	G 1/4" M
PF3600-10-04	132	13	13	8	10/8 mm	G 1/4" M
PF3600-11-04	132	16	16	8	10/6,5 mm	G 1/4" M
PF3600-12-06	142	16	16	9	12/10 mm	G 3/8" M
PF3600-13-06	142	16	16	9	12/8 mm	G 3/8" M

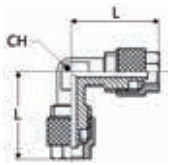

PF3-040

NURKLIITMIK C40

УГЛОВОЕ СОЕДИНЕНИЕ C40

ELBOW FITTING C40

Tootekood Код *Part number*	L	CH	Toru ØD Труба ØD *Tube ØD*
PF3040-04-04	20	8	4/2.7 mm
PF3040-05-05	20.6	8	5/3 mm
PF3040-06-06	20.6	8	6/4 mm
PF3040-08-08	21.9	9	8/6 mm
PF3040-10-10	25.5	11	10/8 mm
PF3040-12-12	27	13	12/10 mm
PF3040-15-15	33.5	16	15/12,5 mm

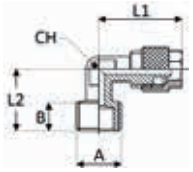

PF3-112

NURKLIITMIK C112

УГЛОВОЕ СОЕДИНЕНИЕ C112

ELBOW FITTING C112

Tootekood Код *Part number*	B	L1	L2	CH	Toru ØD Труба ØD *Tube ØD*	Keere A Резьба A *Thread A*
PF3112-05-02	7.5	19.5	15	8	5/3 mm	R 1/8" M
PF3112-06-02	7.5	19.5	15	8	6/4 mm	R 1/8" M
PF3112-06-04	11	20.6	19	8	6/4 mm	R 1/4" M
PF3112-08-02	7.5	19.9	16.5	9	8/6 mm	R 1/8" M
PF3112-08-04	11	21.9	19	9	8/6 mm	R 1/4" M
PF3112-08-06	11.5	23.4	21	9	8/6 mm	R 3/8" M
PF3112-10-04	11	24	22	11	10/8 mm	R 1/4" M
PF3112-10-06	12.5	25.5	22.5	11	10/8 mm	R 3/8" M
PF3112-10-08	14	28	28	16	10/8 mm	R 1/2" M
PF3112-12-06	11.5	27	22.5	13	12/10 mm	R 3/8" M
PF3112-12-08	14	30	28	16	12/10 mm	R 1/2" M
PF3112-15-08	14	31.5	28	16	15/12.5 mm	R 1/2" M

PF3-200

BANJO POLT C200

БОЛТ БАНДЖО C200

BANJO BOLT C200

Tootekood Код *Part number*	L	L1	CH	Keere A Резьба A *Thread A*
PF3200-15-01	18	15	8	M5
PF3200-23-02	27	23	14	G 1/8" M
PF3200-28-04	32	28	17	G 1/4" M
PF3200-32-06	36	32	19	G 3/8" M
PF3200-37-08	42	37	24	G 1/2" M

PF3-201

KAHENE BANJO POLT C201

ДВОЙНОЙ БОЛТ БАНДЖО C201

DOUBLE BANJO BOLT C201

Tootekood Код *Part number*	L	L1	CH	Keere A Резьба A *Thread A*
PF3201-41-02	44.5	41	14	G 1/8" M
PF3201-46-04	50.5	46	17	G 1/4" M
PF3201-54-06	58	54	19	G 3/8" M
PF3201-63-08	68	63	24	G 1/2" M

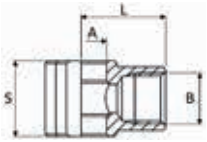

PF3-204

BANJO NURK C204

УГЛОВОЙ БАНДЖО C204

BANJO COUPLING C204

Tootekood Код *Part number*	L	S	ØA	Keere B Резьба B *Thread B*
PF3204-02-02	16.5	15	10	G 1/8" F
PF3204-04-04	22	17	13	G 1/4" F
PF3204-06-06	26	20	16.7	G 3/8" F

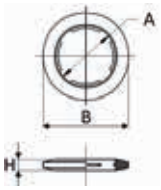

PF3-501

NAILON SEIB C501

НЕЙЛОНОВАЯ ШАЙБА C501

NYLON WASHER C501

Tootekood Код *Part number*	A	B	H	Mõõt Размер *Size*
PF3501-00-01	5.2	8	1.3	M5
PF3501-00-02	10	14	2	1/8
PF3501-00-04	13.5	18	2	1/4
PF3501-00-06	16.8	21	2	3/8
PF3501-00-08	21.1	26	2	1/2

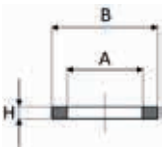

PF3-502

ALUMIINIUM SEIB C502

АЛЮМИНИЕВАЯ ШАЙБА C502

ALUMINIUM WASHER C502

Tootekood Код *Part number*	A	B	H	Mõõt Размер *Size*
PF3502-00-02	10	14	1.5	1/8
PF3502-00-04	10.3	17.3	1.5	1/4
PF3502-00-06	16.9	21	1.5	3/8
PF3502-00-08	21.1	26	1.5	1/2

TEHNILINE INFO

ТЕХНИЧЕСКАЯ ИНФОРМАЦИЯ | *TECHNICAL INFORMATION*

Otstarve Применение *Fluid*	**Pneumaatika, hüdraulika (madalsurve), vesi (mitte joogivesi)** Пневматика, гидравлика (низкое давление), вода (не питьевая вода) *Pneumatics, hydraulics (low pressure), water (Not drinking water)*
Max töösurve Максимальное давление *Max pressure*	**60 bar**
Temperatuuritaluvus Диапазон температура *Temperature range*	**-20°C.. +80°C**
Soovitatavad torud Рекомендуемые трубки *Recommended tubes*	**Vask, plastik, teras, messing** Медная, пластиковая, стальная, латунная *Copper, plastic, steel, brass*
Korpuse materjal Материал корпуса *Body material*	**Nikeldatud messing CW614 N** Никелированная латунь CW614 N *Nickel plated brass CW614 N*
Silindrilise keerme tüüp [G] Тип цилиндрической резьбы [G] *Cylindrical thread type [G]*	**BSPP UNI-ISO228**
Koonuskeerme tüüp [R] Тип конической резьбы [R] *Taper thread type [R]*	**BSPT UNI-ISO 7**
Meeterkeerme tüüp Тип метрической резьбы *Metric thread type*	**ISO/R 262**
Väliskeerme tähis [M] Символ наружной резьбы *Sign of male thread*	**M**
Sisekeerme tähis [F] Символ внутренней резьбы *Sign of female thread*	**F**

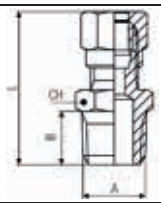

PF4-011

SIRGE LIITMIK D11

ПРЯМОЕ СОЕДИНЕНИЕ D11

STRAIGHT CONNECTION D11

Tootekood Код *Part number*	B	L	CH	**Toru Ø** Труба Ø *Tube Ø*	**Keere A** Резьба A *Thread A*
PF4011-04-02	7.5	27.5	11	4 mm	R 1/8" M
PF4011-06-02	7.5	28	11	6 mm	R 1/8" M
PF4011-06-04	11	31.5	14	6 mm	R 1/4" M
PF4011-08-02	7.5	30	12	8 mm	R 1/8" M
PF4011-08-04	11	33.5	14	8 mm	R 1/4" M
PF4011-08-06	11.5	35	17	8 mm	R 3/8" M
PF4011-10-04	11	38	16	10 mm	R 1/4" M
PF4011-10-06	11.5	38.5	17	10 mm	R 3/8" M
PF4011-12-06	11.5	38.5	18	12 mm	R 3/8" M
PF4011-12-08	14	41.5	21	12 mm	R 1/2" M
PF4011-15-08	14	43.5	22	15 mm	R 1/2" M

PF4-020

SIRGE LIITMIK D20

ПРЯМОЕ СОЕДИНЕНИЕ D20

STRAIGHT CONNECTION D20

Tootekood Код *Part number*	B	L	CH	**Toru Ø** Труба Ø *Tube Ø*	**Keere A** Резьба A *Thread A*
PF4020-06-02	8.5	26.5	14	6 mm	G 1/8" F
PF4020-06-04	11	30	17	6 mm	G 1/4" F
PF4020-08-02	8.5	27.5	14	8 mm	G 1/8" F
PF4020-08-04	11	31	17	8 mm	G 1/4" F
PF4020-08-06	11.5	32.5	20	8 mm	G 3/8" F
PF4020-10-04	11	32.5	17	10 mm	G 1/4" F
PF4020-10-06	11.5	34.5	20	10 mm	G 3/8" F

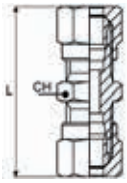

PF4-030

SIRGE LIITMIK D30

ПРЯМОЕ СОЕДИНЕНИЕ D30

STRAIGHT CONNECTION D30

Tootekood Код *Part number*	L	CH	Toru Ø Труба Ø *Tube Ø*
PF4030-04-04	36	9	4 mm
PF4030-06-06	39	12	6 mm
PF4030-08-08	39	12	8 mm
PF4030-10-10	48	17	10 mm
PF4030-12-12	49	19	12 mm
PF4030-15-15	50	24	15 mm

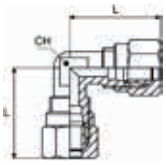

PF4-040

90° NURKLIITMIK D40

УГЛОВОЕ СОЕДИНЕНИЕ D40

ELBOW FITTING D40

Tootekood Код *Part number*	L	CH	Toru Ø Труба Ø *Tube Ø*
PF4040-04-04	21	8	4 mm
PF4040-06-06	22.5	9	6 mm
PF4040-08-08	26.5	12	8 mm
PF4040-10-10	31.5	13	10 mm
PF4040-12-12	34.5	14	12 mm
PF4040-15-15	37.5	17	15 mm

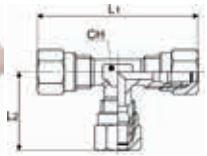

PF4-050

KOLMIKLIITMIK D50

ТРОЙНИК D50

TEE FITTING D50

Tootekood Код *Part number*	L1	L2	CH	Toru Ø Труба Ø *Tube Ø*
PF4050-04-04	46	21	8	4 mm
PF4050-06-06	48	22.5	9	6 mm
PF4050-08-08	53	25	12	8 mm
PF4050-10-10	65	31.5	13	10 mm
PF4050-12-12	68	33	14	12 mm
PF4050-15-15	78	38	17	15 mm

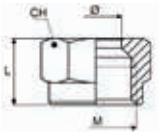

PF4-300

MUTTER D300

ГАЙКА D300

NUT D300

Tootekood Код *Part number*	L	CH	Toru Ø Труба Ø *Tube Ø*	Keere M Резьба M *Thread M*
PF4300-00-04	11	10	4 mm	M8X1
PF4300-00-06	11.5	12	6 mm	M10X1
PF4300-00-08	12	14	8 mm	M12X1
PF4300-00-10	15.5	19	10 mm	M16X1,5
PF4300-00-12	15.5	22	12 mm	M18X1,5
PF4300-00-15	17	27	15 mm	M22X1,5

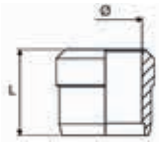

PF4-400

LÕIKURRÕNGAS D400

ВРЕЗНОЕ КОЛЬЦО D400

CUTTING RING D400

Tootekood Код *Part number*	L	Toru Ø Труба Ø *Tube Ø*
PF4400-00-04	6	4 mm
PF4400-00-06	7	6 mm
PF4400-00-08	7.5	8 mm
PF4400-00-10	9.5	10 mm
PF4400-00-12	9.5	12 mm
PF4400-00-15	9.5	15 mm

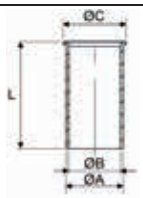

PF4-500

TUGIHÜLSS D500

ВНУТРЕННЯЯ ВТУЛКА D500

INTERNAL SUPPORT D500

Tootekood Код *Part number*	ØA	ØB	ØC	L	Toru Ø Труба Ø *Tube Ø*
PF4500-04-02	2	1	3	10	4/2 mm
PF4500-05-03	3	2.2	4	10	5/3 mm
PF4500-06-04	4	3.2	5	12	6/4 mm
PF4500-08-05	5	4.2	7.5	14	8/5 mm
PF4500-08-06	6	5	7.4	14	8/6 mm
PF4500-10-07	7	6	9	17	10/7 mm
PF4500-10-08	8	7	9	16	10/8 mm
PF4500-12-09	9	8	11	16	12/9 mm
PF4500-12-10	10	9	11.5	18	12/10 mm
PF4500-15-12	12	11	13.5	18	15/12 mm
PF4500-15-13	12.5	11.6	14.5	24	15/12,5 mm

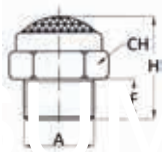

PF9000

ÕHUSUMMUTI SFE

ГЛУШИТЕЛЬ SFE

SILENCER SFE

Tootekood Код *Part number*	F	H	CH	dB/6bar	Keere A Резьба A *Thread A*
PF9000-00-01	4	8	8		M5 M
PF9000-00-02	6	15	13	74	G 1/8" M
PF9000-00-04	7	18	16	72	G 1/4" M
PF9000-00-06	8	20	19	88	G 3/8" M
PF9000-00-08	10	22	24	90	G 1/2" M
PF9000-00-12	10	26	30	90	G 3/4" M
PF9000-00-16	12	28	36	92	G 1" M

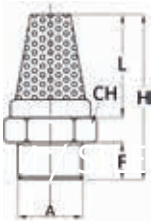

PF9001

ÕHUSUMMUTI SBE

ГЛУШИТЕЛЬ SBE

SILENCER SBE

Tootekood Код *Part number*	F	L	H	CH	dB/6bar	Keere A Резьба A *Thread A*
PF9001-00-01	4	11	18	8		M5 M
PF9001-00-02	6	17	27	13	75	G 1/8" M
PF9001-00-04	8	19	32	16	81	G 1/4" M
PF9001-00-06	8	27	40	19	82	G 3/8" M
PF9001-00-08	10	32	47	24	85	G 1/2" M
PF9001-00-12	10	38	53	30		G 3/4" M
PF9001-00-16	10	49	65	36		G 1" M

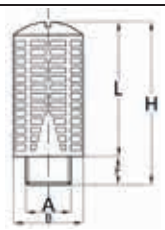

PF9004

ÕHUSUMMUTI SPL

ГЛУШИТЕЛЬ SPL

SILENCER SPL

Tootekood Код *Part number*	B	F	L	H	dB/6bar	Keere A Резьба A *Thread A*
PF9004-00-02	15	6	26.5	32.5	87	G 1/8" M
PF9004-00-04	19.5	8	35	43	84	G 1/4" M
PF9004-00-06	24.5	11	47	58	90	G 3/8" M
PF9004-00-08	24.5	11	47	58	90	G 1/2" M
PF9004-00-12	48	18	97	115	91	G 3/4" M
PF9004-00-16	48	18	97	115	90	G 1" M

PF9005

ÕHUSUMMUTI SP

ГЛУШИТЕЛЬ SP

SILENCER SP

Tootekood Код *Part number*	B	H	dB/6bar	Keere A Резьба A *Thread A*
PF9005-00-02	6	5	72	G 1/8" M
PF9005-00-04	8	6	73	G 1/4" M
PF9005-00-06	10	7	84	G 3/8" M
PF9005-00-08	15	8	88	G 1/2" M
PF9005-00-12	20	9	88	G 3/4" M
PF9005-00-16	26	10	89	G 1" M

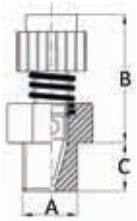

PF9101

DROSSEL-SUMMUTI SVE

ДРОССЕЛЬ-ГЛУШИТЕЛЬ SVE

FLOW REGULATOR-SILENCER SVE

Tootekood Код *Part number*	B MIN	B MAX	C	CH	dB/6bar	Keere A Резьба A *Thread A*
PF9101-00-02	20	22	6	13	72	G 1/8" M
PF9101-00-04	22	24	8	15	73	G 1/4" M
PF9101-00-06	25	28	10	22	84	G 3/8" M
PF9101-00-08	26	29	11	22	88	G 1/2" M
PF9101-00-12	32	37	12	30	88	G 3/4" M
PF9101-00-16	32	37	12	36	89	G 1" M

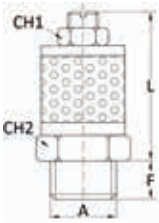

PF9102

DROSSEL-SUMMUTI SVL

ДРОССЕЛЬ-ГЛУШИТЕЛЬ SVL

FLOW REGULATOR-SILENCER SVL

Tootekood Код *Part number*	F	L MIN	L MAX	CH1	CH2	dB/6bar	Keere A Резьба A *Thread A*
PF9102-00-02	8	30	36	10	16	70	G 1/8" M
PF9102-00-04	9	30	36	10	16	72	G 1/4" M
PF9102-00-06	10	37	50	10	22	82	G 3/8" M
PF9102-00-08	11	37	50	10	22	85	G 1/2" M
PF9102-00-12	11	56	80	13	30	85	G 3/4" M
PF9102-00-16	11	56	80	13	36	86	G 1" M

1938

PA MB-Tec™

POLÜAMIID
ПОЛИАМИД
POLYAMIDE

-40°.. +80°C

Tootekood Код *Part number*	R	WP	BP	Värvus Цвет *Color*	Diameeter Диаметр *Diameter*
1938-000302-B100	10 mm	50 bar	150 bar		3/1,5 mm
1938-000402-Z25	15 mm	50 bar	150 bar		4/2 mm
1938-000402-W50	15 mm	50 bar	150 bar		4/2 mm
1938-000503-Z50	25 mm	33 bar	100 bar		5/3 mm
1938-000503-W100	25 mm	33 bar	100 bar		5/3 mm
1938-000603-B100	30 mm	44 bar	133 bar		6/3 mm
1938-000604-Z25	30 mm	30 bar	90 bar		6/4 mm
1938-000604-B25	30 mm	30 bar	90 bar		6/4 mm
1938-000604-W50	30 mm	30 bar	90 bar		6/4 mm
1938-000604-Y50	30 mm	30 bar	90 bar		6/4 mm
1938-000604-G50	30 mm	30 bar	90 bar		6/4 mm
1938-000604-R50	30 mm	30 bar	90 bar		6/4 mm
1938-000805-B100	35 mm	34 bar	104 bar		8/5 mm
1938-000806-Z25	55 mm	21 bar	64 bar		8/6 mm
1938-000806-B25	55 mm	21 bar	64 bar		8/6 mm
1938-000806-W50	55 mm	21 bar	64 bar		8/6 mm
1938-000806-Y50	55 mm	21 bar	64 bar		8/6 mm
1938-000806-G50	55 mm	21 bar	64 bar		8/6 mm
1938-000806-R50	55 mm	21 bar	64 bar		8/6 mm
1938-000907-W100	55 mm	17 bar	50 bar		9/7 mm
1938-001008-Z25	85 mm	16 bar	50 bar		10/8 mm
1938-001008-W25	85 mm	16 bar	50 bar		10/8 mm
1938-001210-Z25	120 mm	13 bar	40 bar		12/10 mm
1938-001210-W50	120 mm	13 bar	40 bar		12/10 mm
1938-001412-Z25	170 mm	12 bar	37 bar		14/12 mm
1938-001513-Z25	150 mm	13 bar	40 bar		15/12,5 mm
1938-001612-W25	100 mm	14 bar	41 bar		16/12 mm
1938-001814-W25	125 mm	19 bar	56 bar		18/14 mm
1938-002218-W25	200 mm	15 bar	45 bar		22/18 mm

PA Survetaluvus sõltuvalt temperatuurist
Изменение давления в зависимости от температуры PA
Pressure variation as function of temperaturefor PA

20°C	30°C	40°C	50°C	60°C	70°C	80°C
100%	83%	72%	63%	55%	50%	45%

1951

PA12 DIN 73378/74324

POLÜAMIID PIDURISÜSTEEMILE
ПОЛИАМИД ДЛЯ ТОРМОЗНЫХ СИСТЕМ
POLYAMIDE FOR BRAKING SYSTEM

-40°.. +100°C

Tootekood Код *Part number*	R	WP	BP	Värvus Цвет *Color*	Diameeter Диаметр *Diameter*
1951-00-0806	40 mm	26 bar	77 bar		8/6 mm
1951-00-0804	40 mm	44 bar	133 bar		8/4 mm
1951-00-0906	55 mm	36 bar	108 bar		9/6 mm
1951-00-1007	55 mm	32 bar	95 bar		10/7 mm
1951-00-1108	60 mm	28 bar	85 bar		11/8 mm
1951-00-1209	60 mm	26 bar	77 bar		12/9 mm
1951-00-1410	75 mm	30 bar	90 bar		14/10 mm
1951-00-1512	90 mm	20 bar	60 bar		15/12 mm
1951-00-1612	95 mm	26 bar	77 bar		16/12 mm
1951-01-0704	40 mm	25 bar	75 bar		6,35mm 1/4″
1951-01-0907	50 mm	20 bar	61 bar		9,52mm 3/8″
1951-01-1309	65 mm	19 bar	57 bar		12,7mm 1/2″
1951-01-1611	95 mm	22 bar	66 bar		15,8mm 5/8″

1949

PE

TOIDUKVALITEEDIGA POLÜETÜLEEN
ПИЩЕВОЙ ПОЛИЭТИЛЕН
FOOD GRADE POLYETHYLENE

-20°.. +70°C

Tootekood Код *Part number*	R	WP	BP	Värvus Цвет *Color*	Diameeter Диаметр *Diameter*
1949-050402CW100	20 mm	30 bar	90 bar		4/2 mm
1949-050604CW100	40 mm	18 bar	54 bar		6/4 mm
1949-050806CW100	70 mm	13 bar	39 bar		8/6 mm
1949-051008CW100	110 mm	10 bar	30 bar		10/8 mm
1949-051210CW100	140 mm	8 bar	25 bar		12/10 mm
1949-060704CW100	45 mm	17 bar	50 bar		6,35mm 1/4″

PE Survetaluvus sõltuvalt temperatuurist
Изменение давления в зависимости от температуры PE
Pressure variation as function of temperature for PE

0°C	20°C	30°C	40°C	50°C	60°C	70°C
100%	100%	83%	72%	64%	57%	50%

R - Min painderaadius | Мин. радиус изгиба | *Min bending radius*
WP - Max töösurve | Макс. давление | *Max pressure*
BP - Min lõhkemissurve | Мин. давление разрыва | *Min burst pressure*

1937
PU EXTRAFLEX

POLÜÜRETAAN
ПОЛИУРЕТАН
POLYURETHANE

-40°.. +60°C

Tootekood Код *Part number*	R	WP	BP	Värvus Цвет *Color*	Diameeter Диаметр *Diameter*
1937-000403-Y25	15 mm	12 bar	36 bar		4/2,5 mm
1937-000403-B25	15 mm	12 bar	36 bar		4/2,5 mm
1937-000403-G25	15 mm	12 bar	36 bar		4/2,5 mm
1937-000403-Z25	15 mm	12 bar	36 bar		4/2,5 mm
1937-000403-W25	15 mm	12 bar	36 bar		4/2,5 mm
1937-000604-BW25	25 mm	11 bar	33 bar		6/3,8 mm
1937-000604-B25	25 mm	11 bar	33 bar		6/3,8 mm
1937-000604-G25	25 mm	11 bar	33 bar		6/3,8 mm
1937-000604-Z25	25 mm	11 bar	33 bar		6/3,8 mm
1937-000604-W25	25 mm	11 bar	33 bar		6/3,8 mm
1937-000806-Y25	40 mm	9 bar	27 bar		8/5,5 mm
1937-000806-R25	40 mm	9 bar	27 bar		8/5,5 mm
1937-000806-B25	40 mm	8 bar	24 bar		8/5,7 mm
1937-000806-Z25	40 mm	8 bar	24 bar		8/5,7 mm
1937-000806-W25	40 mm	8 bar	24 bar		8/5,7 mm
1937-001007-B25	50 mm	9 bar	27 bar		10/7,0 mm
1937-001007-Z25	50 mm	9 bar	27 bar		10/7,0 mm
1937-001208-Z25	50 mm	10 bar	30 bar		12/8,0 mm
1937-001208-W25	50 mm	10 bar	30 bar		12/8,0 mm

PU Survetaluvus sõltuvalt temperatuurist
Изменение давления в зависимости от температуры PU
Pressure variation as function of temperature for PU

20°C	30°C	40°C	50°C	60°C
100%	83%	72%	64%	50%

R - Min painderaadius | Мин. радиус изгиба | *Min bending radius*
WP - Max töösurve | Макс. давление | *Max pressure*
BP - Min lõhkemissurve | Мин. давление разрыва | *Min burst pressure*

9104-01
LÕIKETANGID

ТРУБОРЕЗЫ
TUBE CUTTERS

Tootekood Код *Part number*	Max Ø Макс. Ø *Max Ø*
9104-01-00	15,5 mm
9104-01-10	25,0 mm

1936
PTFE

FLUOROPOLÜMEER
ФТОРПОЛИМЕР
FLUOROPOLYMER

-60°.. +260°C

Tootekood Код *Part number*	R	WP	BP	Värvus Цвет *Color*	Diameeter Диаметр *Diameter*
1936-02-04	20 mm	20 bar	60 bar		4/2 mm
1936-03-05	25 mm	16 bar	48 bar		5/3 mm
1936-04-06	35 mm	13 bar	40 bar		6/4 mm
1936-05-08	55 mm	32 bar	95 bar		8/5 mm
1936-06-08	65 mm	10 bar	30 bar		8/6 mm
1936-08-10	100 mm	8 bar	24 bar		10/8 mm
1936-08-12	75 mm	30 bar	90 bar		12/8 mm
1936-10-12	150 mm	7 bar	20 bar		12/10 mm

PTFE Survetaluvus sõltuvalt temperatuurist
Изменение давления в зависимости от температуры PTFE
Pressure variation as function of temperature for PTFE

20°C	50°C	100°C	150°C	200°C
100%	50%	35%	30%	10%

9104-01-19
PLASTIKUST LÕIKETANGID

ПЛАСТИКОВЫЙ ТРУБОРЕЗЫ
PLASTIC TUBE CUTTERS

Tootekood Код *Part number*	Max Ø Макс. Ø *Max Ø*
9104-01-19	20 mm
9104-01-21	Varutera | Запасной нож | *Spare blade*

9104-01
VARUTERA

ЗАПАСНОЙ НОЖ
SPARE BLADE

Tootekood Код *Part number*	Max Ø Макс. Ø *Max Ø*
9104-01-01	15,5 mm
9104-01-11	25,0 mm

5557-11

NW5

DN 5,0 mm
Max 35 bar
-20°.. +100°C

Tootekood Код *Part number*	**Voolikuühendus** Шланговое соединение *Hose connection*
5557-11-001	4 mm
5557-11-002	6 mm
5557-11-003	8 mm

Tootekood Код *Part number*	**Väliskeere** Наружная резьба *Male thread*
5557-11-004	G 1/8"
5557-11-005	G 1/4"
5557-11-006	G 3/8"

Tootekood Код *Part number*	**Sisekeere** Внутренняя резьба *Female thread*
5557-11-007	G 1/8"
5557-11-008	G 1/4"
5557-11-009	G 3/8"

5557-11

NW5

DN 5,0 mm
Max 35 bar
-20°.. +100°C

Tootekood Код *Part number*	A	B	**Voolikuühendus** Шланговое соединение *Hose connection*
5557-11-010	8.1	9	4 mm
5557-11-011	8.1	9	6 mm
5557-11-012	8.1	9	8 mm

Tootekood Код *Part number*	A	B	**Väliskeere** Наружная резьба *Male thread*
5557-11-013	8.1	9	G 1/8"
5557-11-014	8.1	9	G 1/4"
5557-11-015	8.1	9	G 3/8"

Tootekood Код *Part number*	A	B	**Sisekeere** Внутренняя резьба *Female thread*
5557-11-016	8.1	9	G 1/8"
5557-11-017	8.1	9	G 1/4"
5557-11-018	8.1	9	G 3/8"

5C10-320

CEJN 320

DN 7,6 mm
Max 16 bar
-20°.. +100°C

Tootekood Код *Part number*	**Voolikuühendus** Шланговое соединение *Hose connection*
5C10-320-1002	6 mm
5C10-320-1003	8 mm
5C10-320-1004	10 mm
5C10-320-1005	13 mm

Tootekood Код *Part number*	**Väliskeere** Наружная резьба *Male thread*
5C10-320-1152	R 1/4"
5C10-320-1154	R 3/8"
5C10-320-1155	R 1/2"

Tootekood Код *Part number*	**Sisekeere** Внутренняя резьба *Female thread*
5C10-320-1202	G 1/4"
5C10-320-1204	G 3/8"
5C10-320-1205	G 1/2"

5C10-320

CEJN 320

DN 7,6 mm
Max 16 bar
-20°.. +100°C

Tootekood Код *Part number*	A	B	**Voolikuühendus** Шланговое соединение *Hose connection*
5C10-320-5001	10	12	4 mm
5C10-320-5002	10	12	6 mm
5C10-320-5003	10	12	8 mm
5C10-320-5004	10	12	10 mm
5C10-320-5005	10	12	13 mm

Tootekood Код *Part number*	A	B	**Väliskeere** Наружная резьба *Male thread*
5C10-320-5151	10	12	R 1/8"
5C10-320-5152	10	12	R 1/4"
5C10-320-5154	10	12	R 3/8"
5C10-320-5155	10	12	R 1/2"

Tootekood Код *Part number*	A	B	**Sisekeere** Внутренняя резьба *Female thread*
5C10-320-5201	10	12	G 1/8"
5C10-320-5202	10	12	G 1/4"
5C10-320-5204	10	12	G 3/8"
5C10-320-5205	10	12	G 1/2"



5T18
TEMA 1800
DN 10 mm
Max 35 bar
-20°.. +100°C

Tootekood Код *Part number*	**Voolikuühendus** Шланговое соединение *Hose connection*
5T1800EK10	10 mm
5T1800EK12	13 mm
5T1800EK19	19 mm
Tootekood Код *Part number*	**Väliskeere** Наружная резьба *Male thread*
5T1800ED	R 3/8"
5T1800EA	R 1/2"
5T1800EF	R 3/4"
Tootekood Код *Part number*	**Sisekeere** Внутренняя резьба *Female thread*
5T1800EB	G 1/2"
5T1800EC	G 3/4"

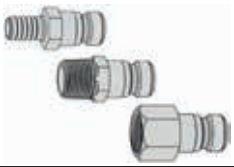



5T18
TEMA 1800
DN 10 mm
Max 35 bar
-20°.. +100°C

Tootekood Код *Part number*	A	B	**Voolikuühendus** Шланговое соединение *Hose connection*
5T18010	13	15	10 mm
5T18012	13	15	13 mm
5T18019	13	15	19 mm
Tootekood Код *Part number*	A	B	**Väliskeere** Наружная резьба *Male thread*
5T18110A	13	15	R 1/4"
5T18210A	13	15	R 3/8"
5T18220	13	15	R 1/2"
Tootekood Код *Part number*	A	B	**Sisekeere** Внутренняя резьба *Female thread*
5T18405	13	15	G 1/4"
5T18410	13	15	G 3/8"
5T18420			G 1/2"

5C19-958
PUR SPIRAALID
PUR СПИРАЛИ
PUR SPIRALS
Cejn 320 eSafe

Tootekood Код *Part number*	**Pikkus** Длина *Length*	**Diameeter** Диаметр *Diameter*	**Õhupüstoliga** С пистолетом *With air gun*
5C19-958-9901	4m	10/6,5	✓
5C19-958-9209	4m	8/5,0	-
5C19-958-9764	4m	10/6,5	-
5C19-958-9706	4m	12/8,0	-
5C19-958-9210	6m	8/5,0	-
5C19-958-9765	6m	10/6,5	-
5C19-958-9208	8m	8/5,0	-
5C19-958-9766	8m	10/6,5	-
5C19-958-9708	8m	12/8,0	-

5C11-208
SURUÕHUPÜSTOL
ПИСТОЛЕТ
BLOW GUN
Cejn 208

Max 16 bar
-20°C.. +60°C

Tootekood Код *Part number*	Kirjeldus Описание *Description*	Vooluhulk Поток *Flow*	Keere Резьба *Thread*
5C11-208-0100	Fikseeritud otsik Фиксированный насадок *Fixed tube*	500 l/min	R 1/4" F
5C11-208-0200	Vahetatav otsik Сменныи насадок *Removable tube*	500 l/min	R 1/4" F
5C11-208-3100	"Star-Tip" otsik/насадок/*Tube*	190 l/min	R 1/4" F
5C11-208-9955	Kaitsekrae | Защитный экран | *Chip shield*		

5552-00-20
SURUÕHUPÜSTOL
ПИСТОЛЕТ
BLOW GUN
Hydroscand

Tootekood Код *Part number*		**Keere** Резьба *Thread*
5552-00-20	Max 6 bar	G 1/4" F

5552-00
PUR SPIRAALID
PUR СПИРАЛИ
PUR SPIRALS
Hydroscand

Tootekood Код *Part number*	**Pikkus** Длина *Length*	**Diameeter** Диаметр *Diameter*	**Pöörlev keere** Ротационный резьба *Rotary thread*
5552-00-01	4m	10/6,5	R 1/4" M
5550-00-02	6m	12/8,0	R 3/8" M



VENTIILID

РАСПРЕДЕЛИТЕЛИ / VALVES

HYDROSCAND

HV 00 lk 31

HV 40 lk 36

HV 10 MAL lk 37

HV 10 MEC lk 44

HV 10 PNC lk 47

HV 10 SOC lk 52

HV 04 lk 60

HV 05 lk 62

HV 14 ISO5599/1 lk 64

HV 15 NAMUR lk 67

HV 07 ACL lk 69

HV 60 lk 71

HV 50 lk 72

HV 70 lk 73

TEHNILINE INFO

ТЕХНИЧЕСКАЯ ИНФОРМАЦИЯ | *TECHNICAL INFORMATION*

Otstarve Применение *Fluid*	**Õlitatud või õlitamata suruõhk** Воздух и масло-воздух *Lubricated or non-lubricated air*
Töösurve Рабочее давление| *Pressure range*	**2.. 10 bar**
Töötemperatuur Рабочая температура | *Temperature range*	**0°C.. +60°C**
Korpuse materjal Материал корпуса | *Body material*	**Alumiinium** Алюминий | *Aluminium*
Nominaalne diameeter Номинальный диаметр | *Nominal diameter*	**2,5 mm**
Nominaalne vooluhulk [6bar] Номинальный расход [6 бар] *Nominal flow rate [6bar]*	**100 Nl/min**

PV00-0122

NUPP - ALT ÜHENDUS M5
КНОПКА - НИЖНЯЯ РЕЗЬБА M5
BUTTON – AXIAL THREAD M5

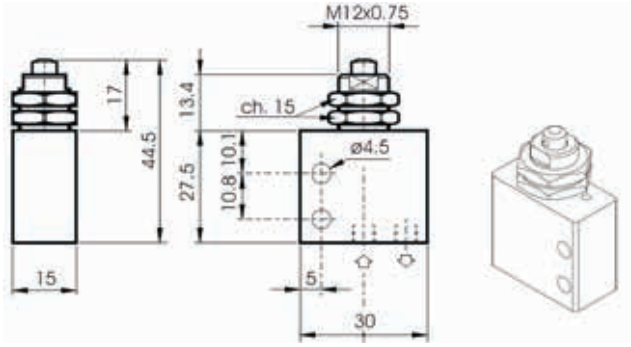

Tootekood Код *Part number*	Kirjeldus Описание *Description*	Skeem Схема *Scheme*
PV00-01-2232-00	HV00 M5 MEP-I 3/2 NC M	
PV00-01-2232-10	HV00 M5 MEP-I 3/2 NO M	

PV00-0123

NUPP - KÜLGNE ÜHENDUS M5
КНОПКА – БОКОВАЯ РЕЗЬБА M5
BUTTON – SIDE THREAD M5

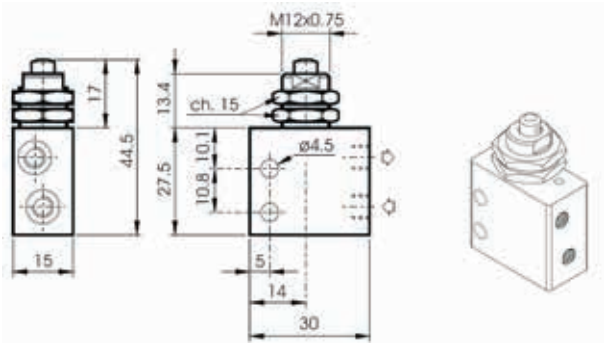

Tootekood Код *Part number*	Kirjeldus Описание *Description*	Skeem Схема *Scheme*
PV00-01-2332-00	HV00 M5 MEP-L 3/2 NC M	
PV00-01-2332-10	HV00 M5 MEP-L 3/2 NO M	

PV00-0120

NUPP - ALT ÜHENDUS M5
КНОПКА - НИЖНЯЯ РЕЗЬБА M5
BUTTON – AXIAL THREAD M5

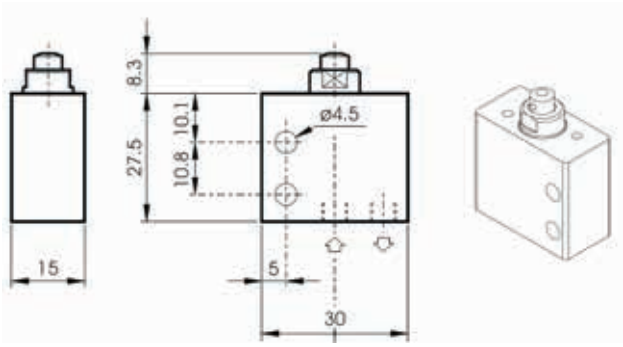

Tootekood Код *Part number*	Kirjeldus Описание *Description*	Skeem Схема *Scheme*
PV00-01-2032-00	HV00 M5 MES-I 3/2 NC M	
PV00-01-2032-10	HV00 M5 MES-I 3/2 NO M	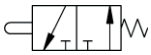

PV00-0121

NUPP - KÜLGNE ÜHENDUS M5
КНОПКА – БОКОВАЯ РЕЗЬБА M5
BUTTON – SIDE THREAD M5

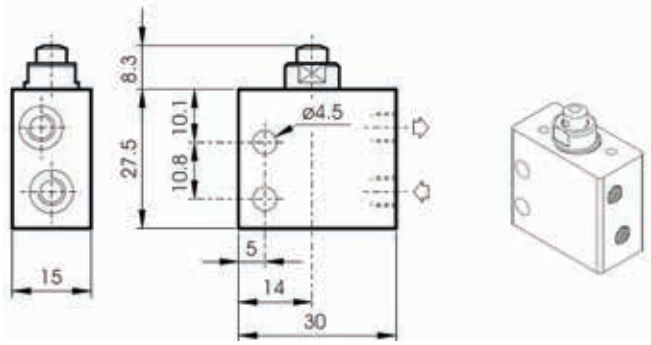

Tootekood Код *Part number*	Kirjeldus Описание *Description*	Skeem Схема *Scheme*
PV00-01-2132-00	HV00 M5 MES-L 3/2 NC M	
PV00-01-2132-10	HV00 M5 MES-L 3/2 NO M	

PV00-0520

NUPP - ALT ÜHENDUS Ø4
КНОПКА - НИЖНЯЯ ТРУБКА Ø4
BUTTON – AXIAL TUBE Ø4

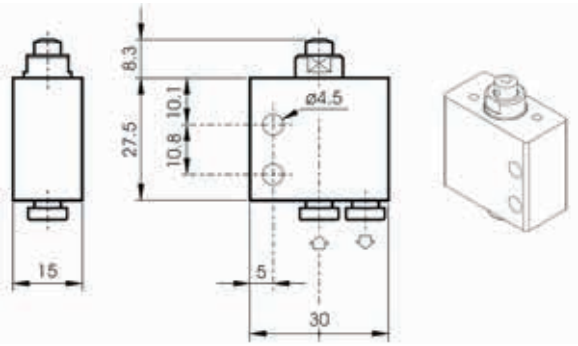

Tootekood Код *Part number*	Kirjeldus Описание *Description*	Skeem Схема *Scheme*
PV00-05-2032-00	HV00 Ø4 MES-I 3/2 NC M	
PV00-05-2032-10	HV00 Ø4 MES-I 3/2 NO M	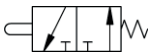

PV00-0521

NUPP - KÜLGNE ÜHENDUS Ø4
КНОПКА – БОКОВАЯ ТРУБКА Ø4
BUTTON – SIDE TUBE Ø4

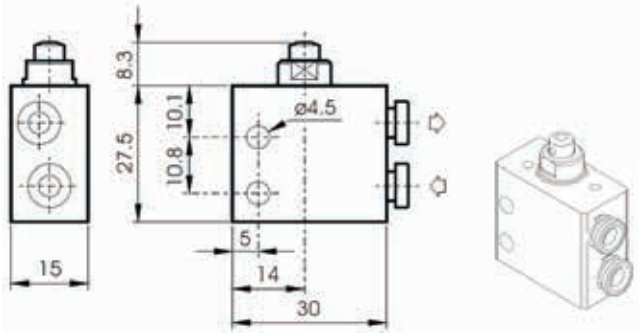

Tootekood Код *Part number*	Kirjeldus Описание *Description*	Skeem Схема *Scheme*
PV00-05-2132-00	HV00 Ø4 MES-L 3/2 NC M	
PV00-05-2132-10	HV00 Ø4 MES-L 3/2 NO M	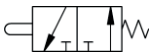

PV00-0131

RULLIK - ALT ÜHENDUS M5
РОЛИК - НИЖНЯЯ РЕЗЬБА M5
ROLLER – AXIAL THREAD M5

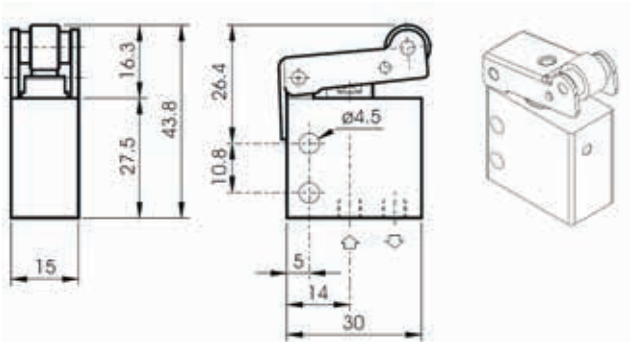

Tootekood Код *Part number*	Kirjeldus Описание *Description*	Skeem Схема *Scheme*
PV00-01-3132-00	HV00 M5 MER-I 3/2 NC M	
PV00-01-3132-10	HV00 M5 MER-I 3/2 NO M	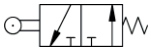

PV00-0132

RULLIK - KÜLGNE ÜHENDUS M5
РОЛИК – БОКОВАЯ РЕЗЬБА M5
ROLLER – SIDE THREAD M5

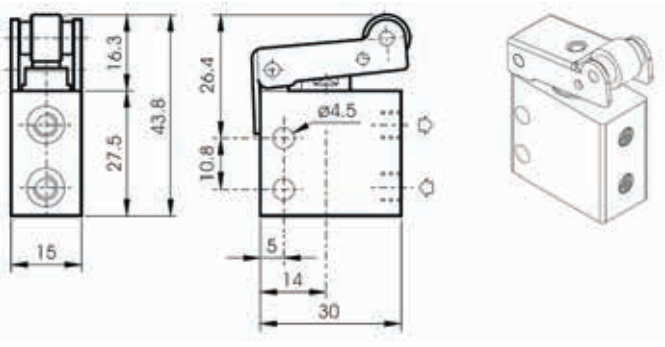

Tootekood Код *Part number*	Kirjeldus Описание *Description*	Skeem Схема *Scheme*
PV00-01-3232-00	HV00 M5 MER-L 3/2 NC M	
PV00-01-3232-10	HV00 M5 MER-L 3/2 NO M	

PV00-0531

RULLIK - ALT ÜHENDUS Ø4
РОЛИК - НИЖНЯЯ ТРУБКА Ø4
ROLLER – AXIAL TUBE Ø4

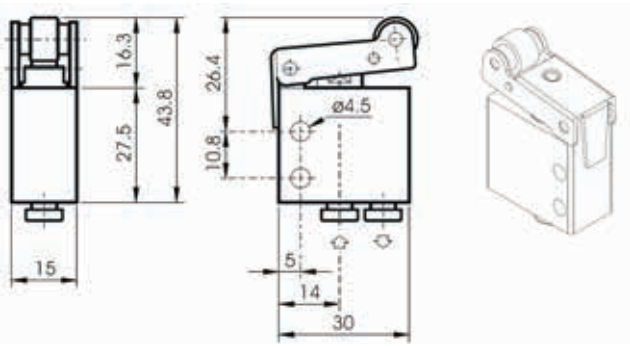

Tootekood Код *Part number*	Kirjeldus Описание *Description*	Skeem Схема *Scheme*
PV00-05-3132-00	HV00 Ø4 MER-I 3/2 NC M	
PV00-05-3132-10	HV00 Ø4 MER-I 3/2 NO M	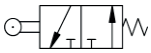

PV00-0532

RULLIK - KÜLGNE ÜHENDUS Ø4
РОЛИК – БОКОВАЯ ТРУБКА Ø4
ROLLER – SIDE TUBE Ø4

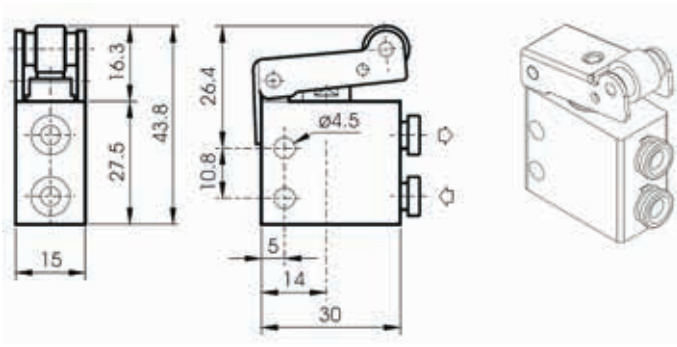

Tootekood Код *Part number*	Kirjeldus Описание *Description*	Skeem Схема *Scheme*
PV00-05-3232-00	HV00 Ø4 MER-L 3/2 NC M	
PV00-05-3232-10	HV00 Ø4 MER-L 3/2 NO M	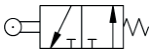

PV00-0134

RULLIK - ALT ÜHENDUS M5
РОЛИК - НИЖНЯЯ РЕЗЬБА M5
ROLLER – AXIAL THREAD M5

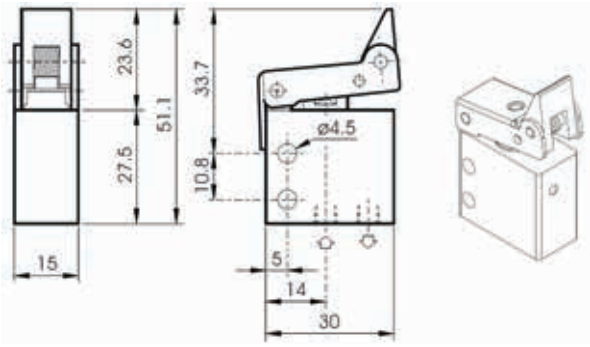

Tootekood Код *Part number*	Kirjeldus Описание *Description*	Skeem Схема *Scheme*
PV00-01-3432-00	HV00 M5 MEU-I 3/2 NC M	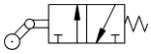
PV00-01-3432-10	HV00 M5 MEU-I 3/2 NO M	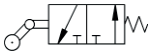

PV00-0135

RULLIK - KÜLGNE ÜHENDUS M5
РОЛИК – БОКОВАЯ РЕЗЬБА M5
ROLLER – SIDE THREAD M5

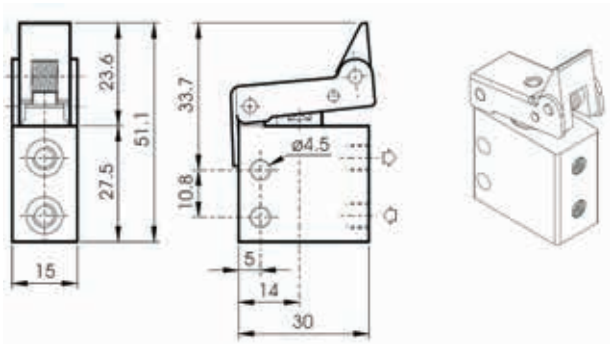

Tootekood Код *Part number*	Kirjeldus Описание *Description*	Skeem Схема *Scheme*
PV00-01-3532-00	HV00 M5 MEU-L 3/2 NC M	
PV00-01-3532-10	HV00 M5 MEU-L 3/2 NO M	

PV00-0534

RULLIK - ALT ÜHENDUS Ø4
РОЛИК - НИЖНЯЯ ТРУБКА Ø4
ROLLER – AXIAL TUBE Ø4

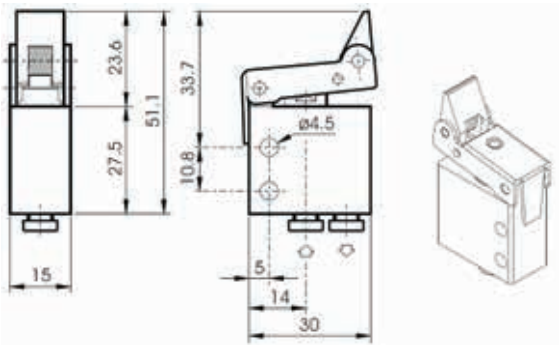

Tootekood Код *Part number*	Kirjeldus Описание *Description*	Skeem Схема *Scheme*
PV00-05-3432-00	HV00 Ø4 MEU-I 3/2 NC M	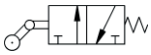
PV00-05-3432-10	HV00 Ø4 MEU-I 3/2 NO M	

PV00-0535

RULLIK - KÜLGNE ÜHENDUS Ø4
РОЛИК – БОКОВАЯ ТРУБКА Ø4
ROLLER – SIDE TUBE Ø4

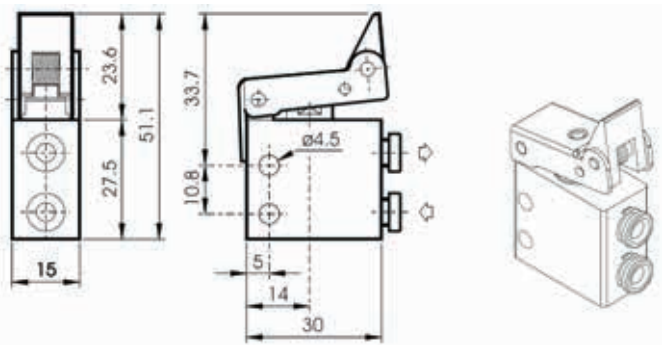

Tootekood Код *Part number*	Kirjeldus Описание *Description*	Skeem Схема *Scheme*
PV00-05-3532-00	HV00 Ø4 MEU-L 3/2 NC M	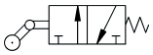
PV00-05-3532-10	HV00 Ø4 MEU-L 3/2 NO M	

PV3000
VAHEPLAAT
АДАПТЕР
ADAPTER

Tootekood Код *Part number*
PV3000-0000

PV3001
NUPPLÜLITI
НАЖИМНАЯ КНОПКА
PROTECTED PUSH BUTTON

Tootekood Код *Part number*	Kirjeldus	Описание	*Description*
PV3001-0322-00	**Monostabiilne**	Моностабильная	*Monostable*

PV3002
SEEN-LÜLITI Ø40
ГРИБОВИДНАЯ КНОПКА Ø40
MUSHROOM Ø40

Tootekood Код *Part number*	Kirjeldus	Описание	*Description*
PV3002-0322-00	**Monostabiilne**	Моностабильная	*Monostable*
PV3002-0322-01	**Bistabiilne**	Бистабильная	*Bistable*

PV3003
SEEN-LÜLITI Ø60
ГРИБОВИДНАЯ КНОПКА Ø60
MUSHROOM Ø60

Tootekood Код *Part number*	Kirjeldus	Описание	*Description*
PV3003-0322-00	**Monostabiilne**	Моностабильная	*Monostable*
PV3003-0322-01	**Bistabiilne**	Бистабильная	*Bistable*

PV3004
LÜHIKE PÖÖRDLÜLITI
КОРОТКИЙ ПОВОРОТНЫЙ ПЕРЕКЛЮЧАТЕЛЬ
SHORT LEVER SELECTOR

Tootekood Код *Part number*	Kirjeldus	Описание	*Description*
PV3004-0422-00	**Monostabiilne**	Моностабильный	*Monostable*
PV3004-0422-01	**Bistabiilne**	Бистабильный	*Bistable*

PV3005
PIKK PÖÖRDLÜLITI
ДЛИННЫЙ ПОВОРОТНЫЙ ПЕРЕКЛЮЧАТЕЛЬ
LONG LEVER SELECTOR

Tootekood Код *Part number*	Kirjeldus	Описание	*Description*
PV3005-0422-00	**Monostabiilne**	Моностабильный	*Monostable*
PV3005-0422-01	**Bistabiilne**	Бистабильный	*Bistable*

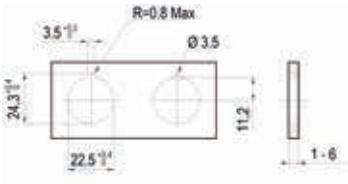

PANEELI AVA MÕÕDUD
РАЗМЕРЫ ОТВЕРСТИЙ ПАНЕЛИ
PANEL MOUNTING HOLE

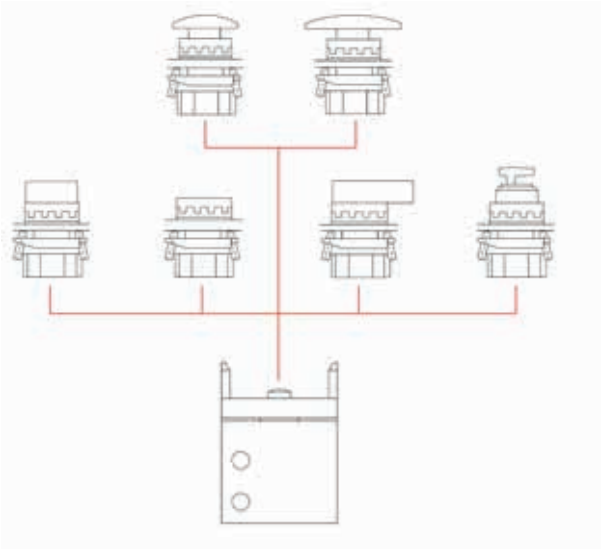

TEHNILINE INFO

ТЕХНИЧЕСКАЯ ИНФОРМАЦИЯ | *TECHNICAL INFORMATION*

Otstarve Применение *Fluid*	**Õlitatud või õlitamata suruõhk** Воздух и масло-воздух *Lubricated or non-lubricated air*
Surve vahemik Рабочее давление | *Pressure range*	**2.. 10 bar**
Töötemperatuur Рабочая температура | *Temperature range*	**-10°C.. +60°C**
Korpuse materjal Материал корпуса | *Body material*	**Plastik** Пластик | *Plastic*
Nominaalne diameeter Номинальный диаметр | *Nominal diameter*	**Ø4: 2,5 mm | 1/4": 7,5 mm**
Nominaalne vooluhulk [6bar, ΔP 1bar] Номинальный расход [6 бар, ΔP 1 бар] *Nominal flow rate [6bar, ΔP 1bar]*	**Ø4: 95 Nl/min | 1/4": 840 Nl/min**
Tihendid Уплотнение | *Gaskets*	**NBR**

Ø4 – 3/2

PEDAALIGA JUHITAV
УПРАВЛЕНИЕ ПЕДАЛЬЮ
PEDAL CONTROL

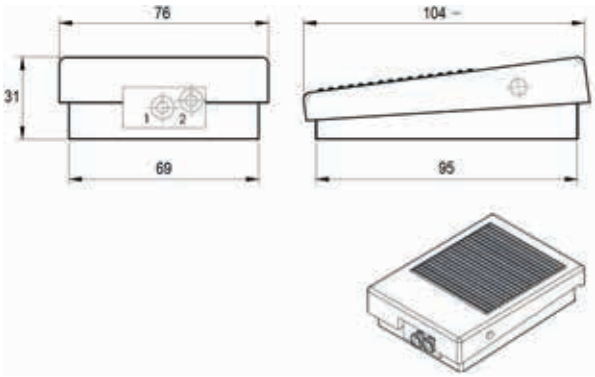

Tootekood Код *Part number*	Kirjeldus Описание *Description*	Skeem Схема *Scheme*
PV4005-10-3260	HV40 Ø4 PEC 3/2 NC M	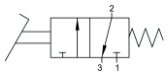

1/4" – 5/2

PEDAALIGA JUHITAV
УПРАВЛЕНИЕ ПЕДАЛЬЮ
PEDAL CONTROL

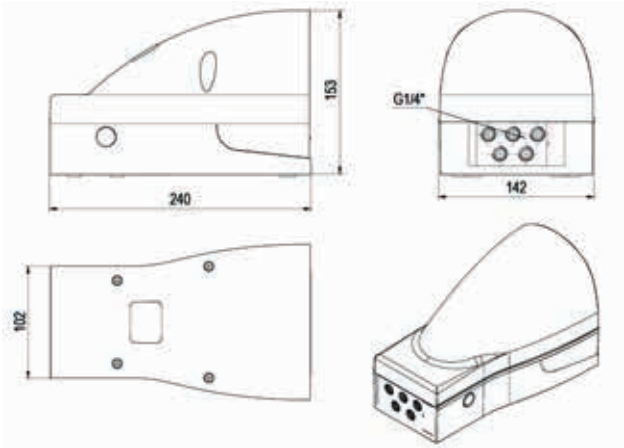

Tootekood Код *Part number*	Kirjeldus Описание *Description*	Skeem Схема *Scheme*
PV4004-10-5270	HV40 1/4" PEC 5/2 EG M	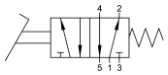
PV4004-10-5271	HV40 1/4" PEC 5/2 EG B	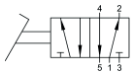

TEHNILINE INFO

ТЕХНИЧЕСКАЯ ИНФОРМАЦИЯ | *TECHNICAL INFORMATION*

Otstarve Применение *Fluid*	**Õlitatud või õlitamata suruõhk** Воздух и масло-воздух *Lubricated or non lubricated air*
Max surve Максимальное давление | *Max pressure*	**10 bar**
Töötemperatuur Рабочая температура | *Temperature range*	**-10°C.. +60°C**
Korpuse materjal Материал корпуса | *Body material*	**Alumiinium** Алюминий | *Aluminium*
Nominaalne diameeter Номинальный диаметр | *Nominal diameter*	**1/8”- 5 mm | 1/4" - 7,5 mm**
Vooluhulk [6bar ΔP=1 bar] Номинальный расход [6бар ΔP=1 бар] *Nominal flow rate [6bar ΔP=1 bar]*	**1/8” - 550 Nl/min | 1/4" - 1100 Nl/min**

1/8" – 5/3

HOOVAGA JUHITAV
УПРАВЛЕНИЕ РЫЧАГОМ
LEVER CONTROL

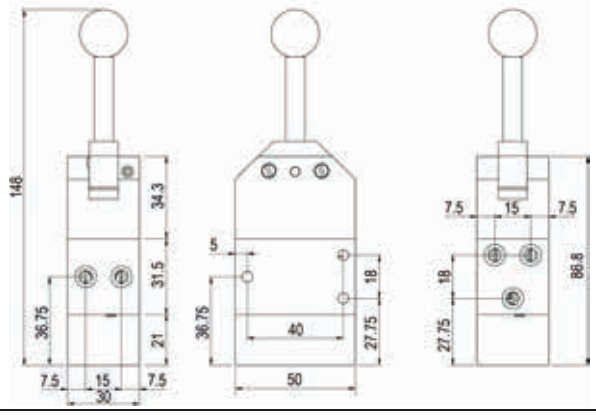

Tootekood Код *Part number*	Kirjeldus Описание *Description*	Skeem Схема *Scheme*
PV1002-05-5340	HV10 1/8 MAL-I 5/3 OC M	

1/8" – 5/3

HOOVAGA JUHITAV
УПРАВЛЕНИЕ РЫЧАГОМ
LEVER CONTROL

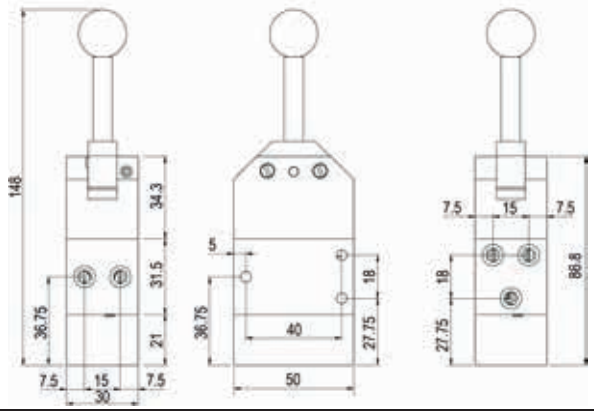

Tootekood Код *Part number*	Kirjeldus Описание *Description*	Skeem Схема *Scheme*
PV1002-05-5341	HV10 1/8 MAL-I 5/3 OC B	

1/8" – 3/2

HOOVAGA JUHITAV
УПРАВЛЕНИЕ РЫЧАГОМ
LEVER CONTROL

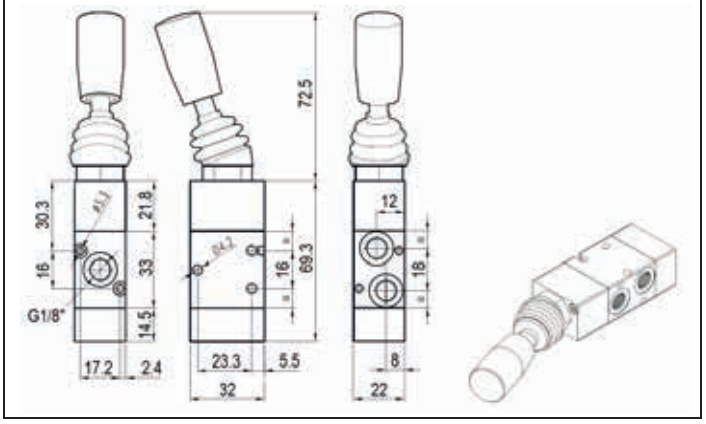

Tootekood Код *Part number*	Kirjeldus Описание *Description*	Skeem Схема *Scheme*
PV1002-05-3221	HV10 1/8 MAL-I 3/2 OO B	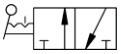

1/8" – 5/2

HOOVAGA JUHITAV
УПРАВЛЕНИЕ РЫЧАГОМ
LEVER CONTROL

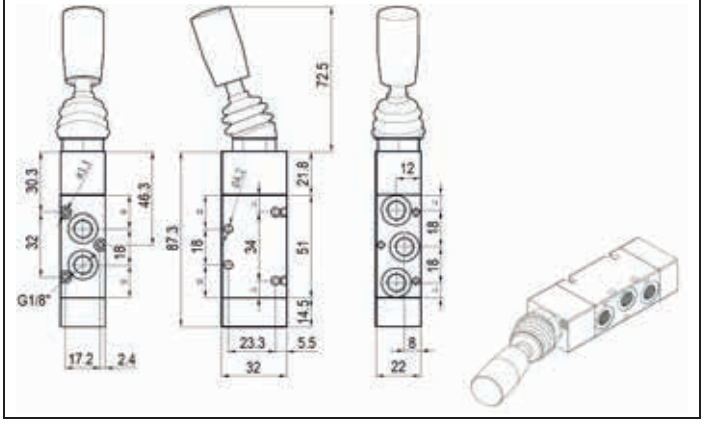

Tootekood Код *Part number*	Kirjeldus Описание *Description*	Skeem Схема *Scheme*
PV1002-05-5221	HV10 1/8 MAL-I 5/2 OO B	

1/4" – 3/2

HOOVAGA JUHITAV
УПРАВЛЕНИЕ РЫЧАГОМ
LEVER CONTROL

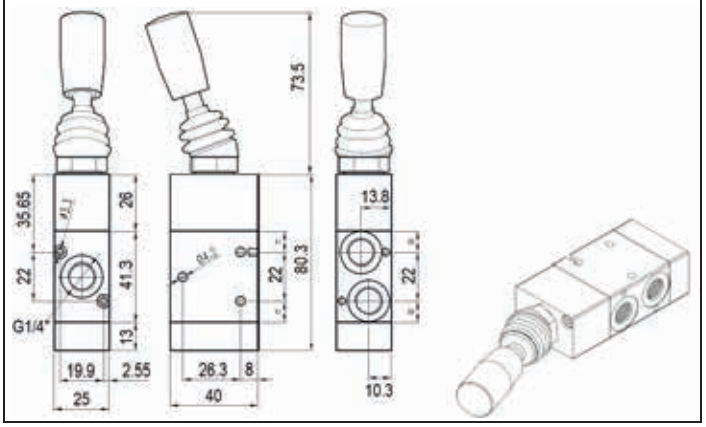

Tootekood Код *Part number*	Kirjeldus Описание *Description*	Skeem Схема *Scheme*
PV1004-05-3221	HV10 1/4 MAL-I 3/2 OO B	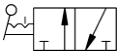

1/4" – 5/2

HOOVAGA JUHITAV
УПРАВЛЕНИЕ РЫЧАГОМ
LEVER CONTROL

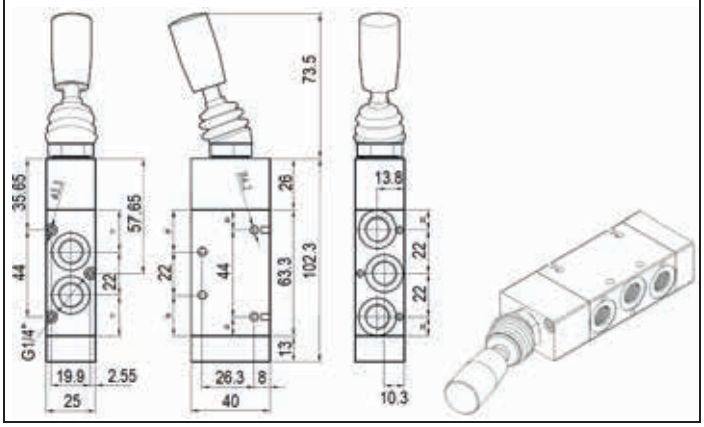

Tootekood Код *Part number*	Kirjeldus Описание *Description*	Skeem Схема *Scheme*
PV1004-05-5221	HV10 1/4 MAL-I 5/2 OO B	

1/8" – 3/2

HOOVAGA JUHITAV
УПРАВЛЕНИЕ РЫЧАГОМ
LEVER CONTROL

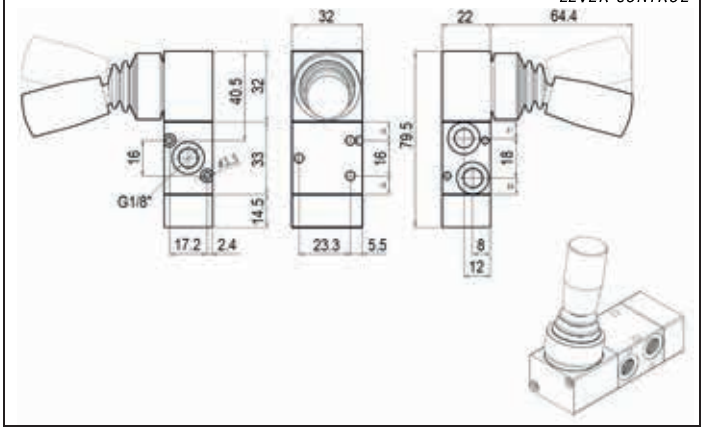

Tootekood Код *Part number*	Kirjeldus Описание *Description*	Skeem Схема *Scheme*
PV1002-06-3200	HV10 1/8 MAL-L 3/2 NC M	
PV1002-06-3221	HV10 1/8 MAL-L 3/2 OO B	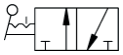

1/8" – 5/2

HOOVAGA JUHITAV
УПРАВЛЕНИЕ РЫЧАГОМ
LEVER CONTROL

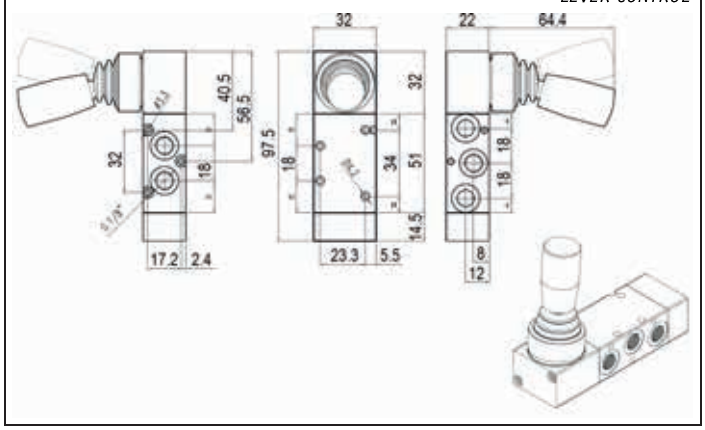

Tootekood Код *Part number*	Kirjeldus Описание *Description*	Skeem Схема *Scheme*
PV1002-06-5220	HV10 1/8 MAL-L 5/2 OO M	
PV1002-06-5221	HV10 1/8 MAL-L 5/2 OO B	

1/8" – 5/3

HOOVAGA JUHITAV
УПРАВЛЕНИЕ РЫЧАГОМ
LEVER CONTROL

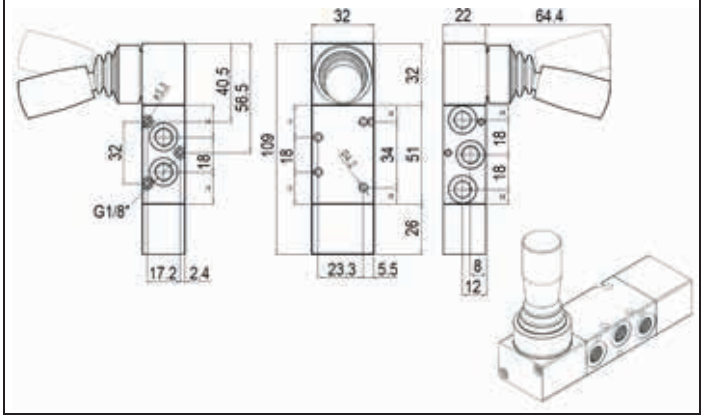

Tootekood Код *Part number*	Kirjeldus Описание *Description*	Skeem Схема *Scheme*
PV1002-06-5330	HV10 1/8 MAL-L 5/3 CC M	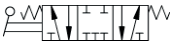
PV1002-06-5340	HV10 1/8 MAL-L 5/3 OC M	
PV1002-06-5350	HV10 1/8 MAL-L 5/3 PC M	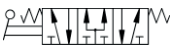

1/8" – 5/3

HOOVAGA JUHITAV
УПРАВЛЕНИЕ РЫЧАГОМ
LEVER CONTROL

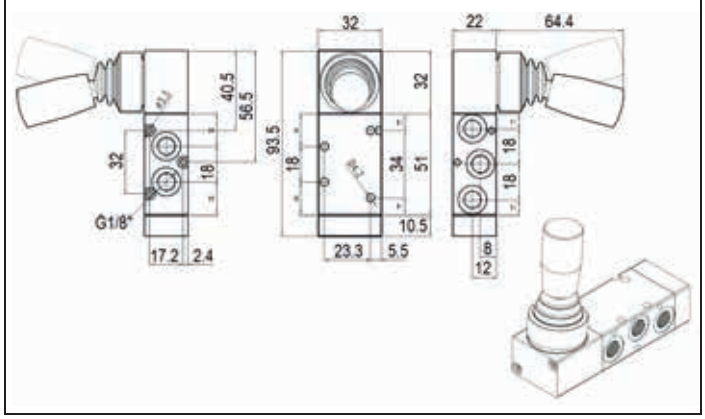

Tootekood Код *Part number*	Kirjeldus Описание *Description*	Skeem Схема *Scheme*
PV1002-06-5331	HV10 1/8 MAL-L 5/3 CC B	
PV1002-06-5341	HV10 1/8 MAL-L 5/3 OC B	
PV1002-06-5351	HV10 1/8 MAL-L 5/3 PC B	

1/4" – 3/2

HOOVAGA JUHITAV
УПРАВЛЕНИЕ РЫЧАГОМ
LEVER CONTROL

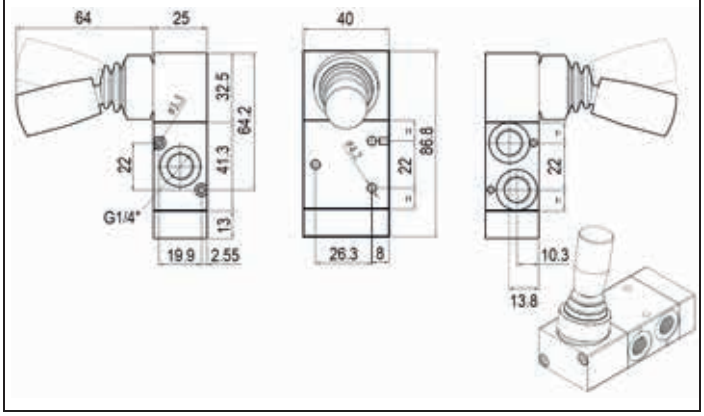

Tootekood Код *Part number*	Kirjeldus Описание *Description*	Skeem Схема *Scheme*
PV1004-06-3200	HV10 1/4 MAL-L 3/2 NC M	
PV1004-06-3221	HV10 1/4 MAL-L 3/2 OO B	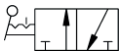

1/4" – 5/2

HOOVAGA JUHITAV
УПРАВЛЕНИЕ РЫЧАГОМ
LEVER CONTROL

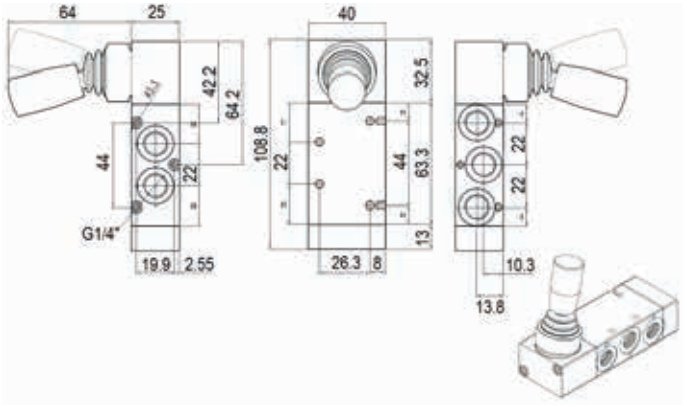

Tootekood Код *Part number*	Kirjeldus Описание *Description*	Skeem Схема *Scheme*
PV1004-06-5220	HV10 1/4 MAL-L 5/2 OO M	
PV1004-06-5221	HV10 1/4 MAL-L 5/2 OO B	

1/4" – 5/3

HOOVAGA JUHITAV
УПРАВЛЕНИЕ РЫЧАГОМ
LEVER CONTROL

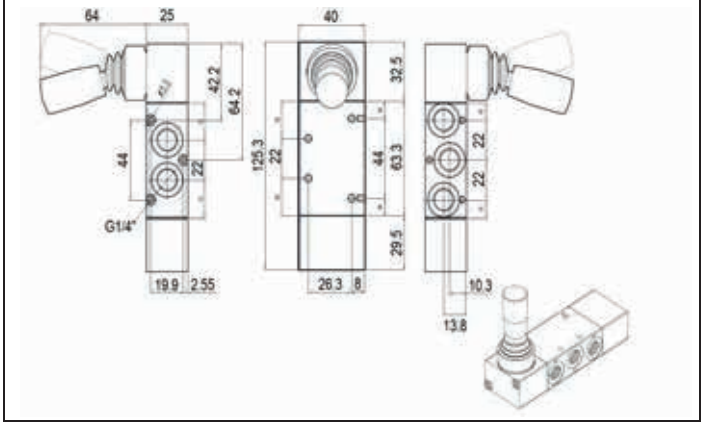

Tootekood Код *Part number*	Kirjeldus Описание *Description*	Skeem Схема *Scheme*
PV1004-06-5330	HV10 1/4 MAL-L 5/3 CC M	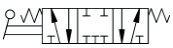
PV1004-06-5340	HV10 1/4 MAL-L 5/3 OC M	
PV1004-06-5350	HV10 1/4 MAL-L 5/3 PC M	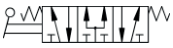

1/4" – 5/3

HOOVAGA JUHITAV
УПРАВЛЕНИЕ РЫЧАГОМ
LEVER CONTROL

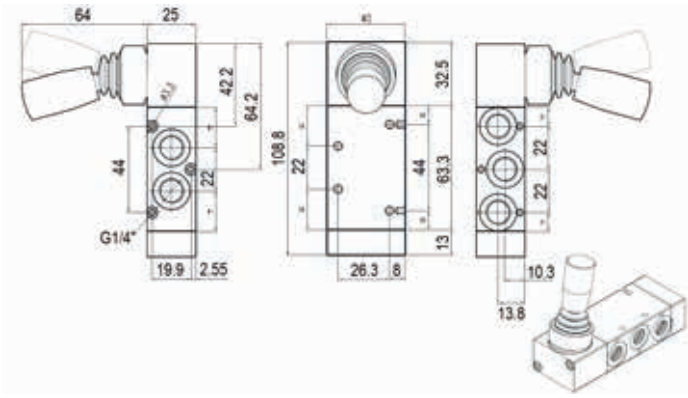

Tootekood Код *Part number*	Kirjeldus Описание *Description*	Skeem Схема *Scheme*
PV1004-06-5331	HV10 1/4 MAL-L 5/3 CC B	
PV1004-06-5341	HV10 1/4 MAL-L 5/3 OC B	
PV1004-06-5351	HV10 1/4 MAL-L 5/3 PC B	

1/8" – 3/2

SURUNUPUGA JUHITAV
ДВУХТАКТНОЕ УПРАВЛЕНИЕ
PUSH-PULL CONTROL

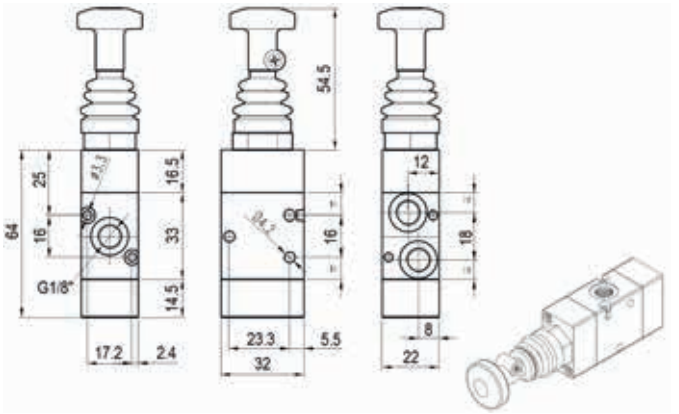

Tootekood Код *Part number*	Kirjeldus Описание *Description*	Skeem Схема *Scheme*
PV1002-01-3200	HV10 1/8 MAC-I 3/2 NC M	
PV1002-01-3221	HV10 1/8 MAC-I 3/2 OO B	

1/8" – 5/2

SURUNUPUGA JUHITAV
ДВУХТАКТНОЕ УПРАВЛЕНИЕ
PUSH-PULL CONTROL

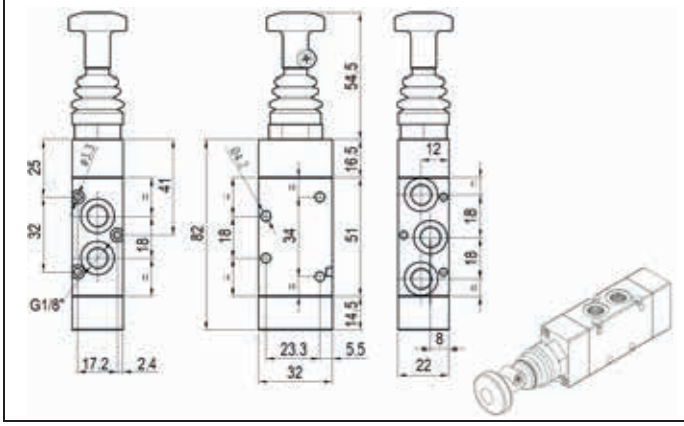

Tootekood Код *Part number*	Kirjeldus Описание *Description*	Skeem Схема *Scheme*
PV1002-01-5220	HV10 1/8 MAC-I 5/2 OO M	
PV1002-01-5221	HV10 1/8 MAC-I 5/2 OO B	

1/4" – 3/2

SURUNUPUGA JUHITAV
ДВУХТАКТНОЕ УПРАВЛЕНИЕ
PUSH-PULL CONTROL

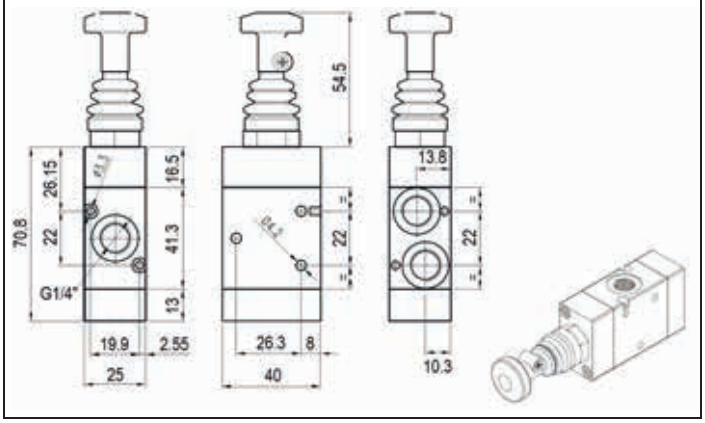

Tootekood Код *Part number*	Kirjeldus Описание *Description*	Skeem Схема *Scheme*
PV1004-01-3200	HV10 1/4 MAC-I 3/2 NC M	
PV1004-01-3221	HV10 1/4 MAC-I 3/2 OO B	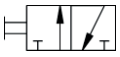

1/4" – 5/2

SURUNUPUGA JUHITAV
ДВУХТАКТНОЕ УПРАВЛЕНИЕ
PUSH-PULL CONTROL

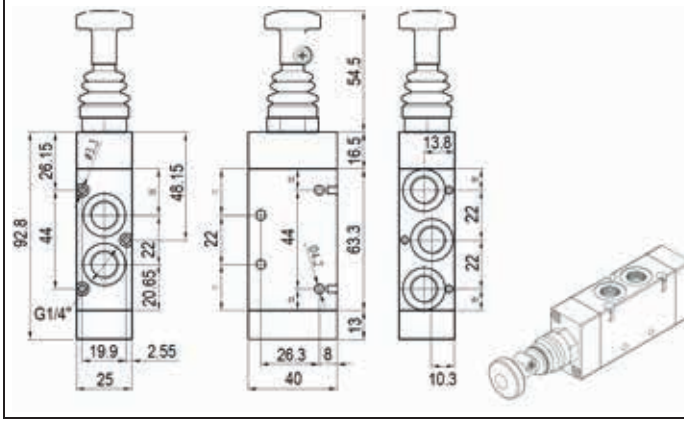

Tootekood Код *Part number*	Kirjeldus Описание *Description*	Skeem Схема *Scheme*
PV1004-01-5220	HV10 1/4 MAC-I 5/2 OO M	
PV1004-01-5221	HV10 1/4 MAC-I 5/2 OO B	

1/8" – 3/2

ADAPTERIGA
С АДАПТЕРОМ
WITH ADAPTER

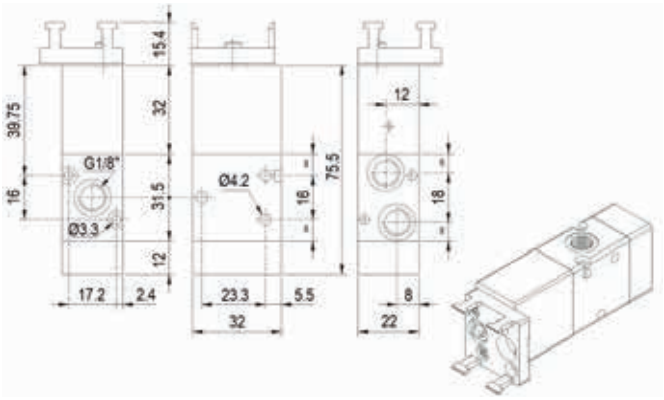

Tootekood Код *Part number*	Kirjeldus Описание *Description*	Skeem Схема *Scheme*
PV1002-20-3200	HV10 1/8 MES-I 3/2 NC M	
PV1002-20-3210	HV10 1/8 MES-I 3/2 NO M	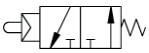

1/8" – 5/2

ADAPTERIGA
С АДАПТЕРОМ
WITH ADAPTER

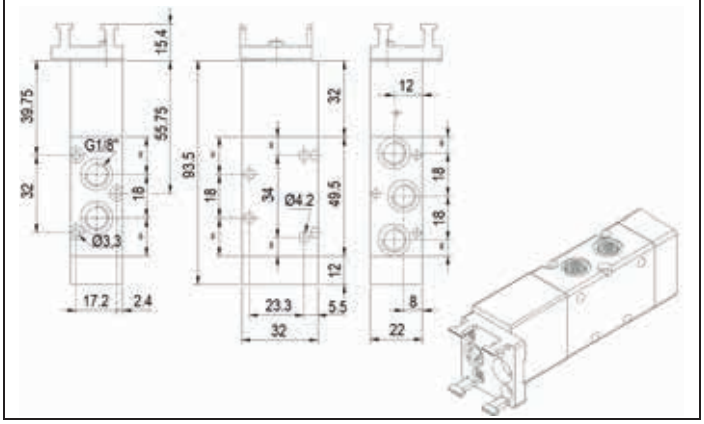

Tootekood Код *Part number*	Kirjeldus Описание *Description*	Skeem Схема *Scheme*
PV1002-20-5220	HV10 1/8 MES-I 5/2 OO M	

1/8" – 3/2

ADAPTERIGA
С АДАПТЕРОМ
WITH ADAPTER

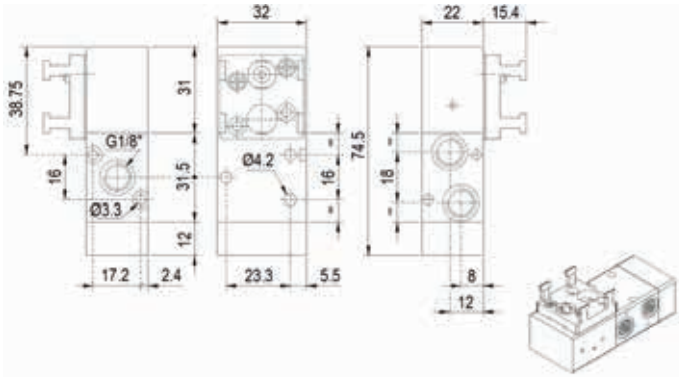

Tootekood Код *Part number*	Kirjeldus Описание *Description*	Skeem Схема *Scheme*
PV1002-21-3200	HV10 1/8 MES-L 3/2 NC M	
PV1002-21-3210	HV10 1/8 MES-L 3/2 NO M	

1/8" – 5/2

ADAPTERIGA
С АДАПТЕРОМ
WITH ADAPTER

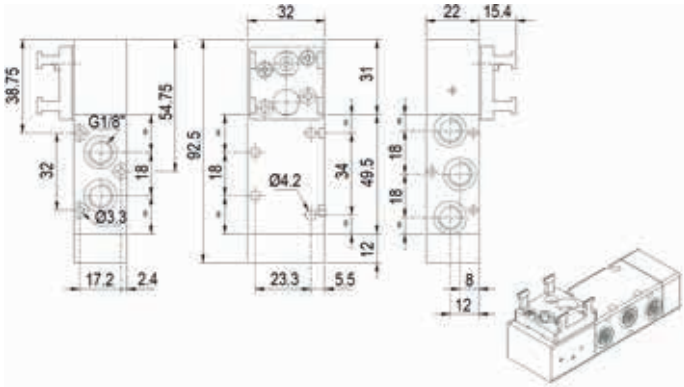

Tootekood Код *Part number*	Kirjeldus Описание *Description*	Skeem Схема *Scheme*
PV1002-21-5220	HV10 1/8 MES-L 5/2 OO M	

PV3001

NUPPLÜLITI

НАЖИМНАЯ КНОПКА

PROTECTED PUSH BUTTON

Tootekood Код *Part number*	**Kirjeldus**	Описание	*Description*
PV3001-0322-00	Monostabiilne	Моностабильная	*Monostable*

PV3003

SEEN-LÜLITI Ø60

ГРИБОВИДНАЯ КНОПКА ⌀60

MUSHROOM Ø60

Tootekood Код *Part number*	**Kirjeldus**	Описание	*Description*
PV3003-0322-00	Monostabiilne	Моностабильная	*Monostable*
PV3003-0322-01	Bistabiilne	Бистабильная	*Bistable*

PV3002

SEEN-LÜLITI Ø40

ГРИБОВИДНАЯ КНОПКА ⌀40

MUSHROOM Ø40

Tootekood Код *Part number*	**Kirjeldus**	Описание	*Description*
PV3002-0322-00	Monostabiilne	Моностабильная	*Monostable*
PV3002-0322-01	Bistabiilne	Бистабильная	*Bistable*

PV3005

PIKK PÖÖRDLÜLITI

ДЛИННЫЙ ПОВОРОТНЫЙ ПЕРЕКЛЮЧАТЕЛЬ

LONG LEVER SELECTOR

Tootekood Код *Part number*	**Kirjeldus**	Описание	*Description*
PV3005-0422-00	Monostabiilne	Моностабильный	*Monostable*
PV3005-0422-01	Bistabiilne	Бистабильный	*Bistable*

PV3004

LÜHIKE PÖÖRDLÜLITI

КОРОТКИЙ ПОВОРОТНЫЙ ПЕРЕКЛЮЧАТЕЛЬ

SHORT LEVER SELECTOR

Tootekood Код *Part number*	**Kirjeldus**	Описание	*Description*
PV3004-0422-00	Monostabiilne	Моностабильный	*Monostable*
PV3004-0422-01	Bistabiilne	Бистабильный	*Bistable*

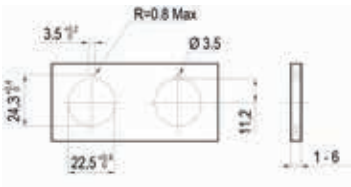

PANEELI AVA MÕÕDUD

РАЗМЕРЫ ОТВЕРСТИЙ ПАНЕЛИ

PANEL MOUNTING HOLE

TEHNILINE INFO

ТЕХНИЧЕСКАЯ ИНФОРМАЦИЯ | *TECHNICAL INFORMATION*

Otstarve Применение *Fluid*	**Õlitatud või õlitamata suruõhk** Воздух и масло-воздух *Lubricated or non lubricated air*
Max surve Максимальное давление | *Max pressure*	**10 bar**
Töötemperatuur Рабочая температура | *Temperature range*	**-10°C.. +60°C**
Korpuse materjal Материал корпуса | *Body material*	**Alumiinium** Алюминий | *Aluminium*
Nominaalne diameeter Номинальный диаметр | *Nominal diameter*	**5 mm**
Vooluhulk [6bar ΔP=1 bar] Номинальный расход [6бар ΔP=1 бар] *Nominal flow rate [6bar ΔP=1 bar]*	**550 Nl/min**

1/8" – 3/2

TÕUKURIGA JUHITAV
УПРАВЛЕНИЕ ТОЛКАТЕЛЕМ
PUSHER CONTROL

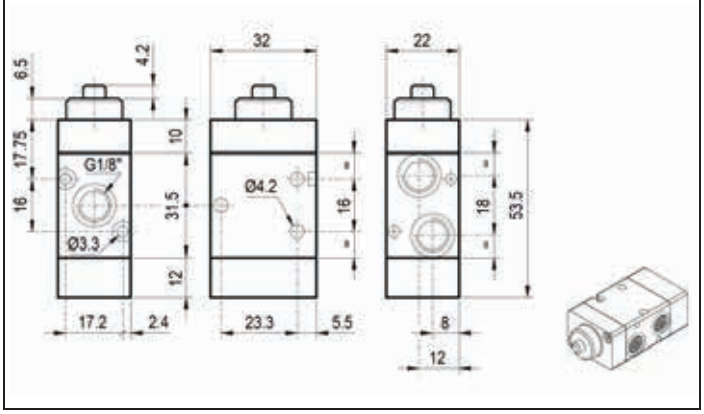

Tootekood Код *Part number*	Kirjeldus Описание *Description*	Skeem Схема *Scheme*
PV1002-24-3200	HV10 1/8 MEC 3/2 NC M	

1/8" – 5/2

TÕUKURIGA JUHITAV
УПРАВЛЕНИЕ ТОЛКАТЕЛЕМ
PUSHER CONTROL

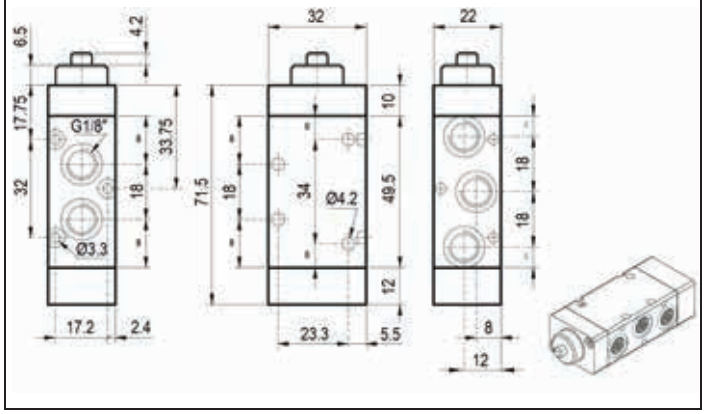

Tootekood Код *Part number*	Kirjeldus Описание *Description*	Skeem Схема *Scheme*
PV1002-24-5220	HV10 1/8 MEC 5/2 OO M	

1/8" – 3/2

RULLIKUGA JUHITAV
УПРАВЛЕНИЕ РОЛИКОМ
ROLLER CONTROL

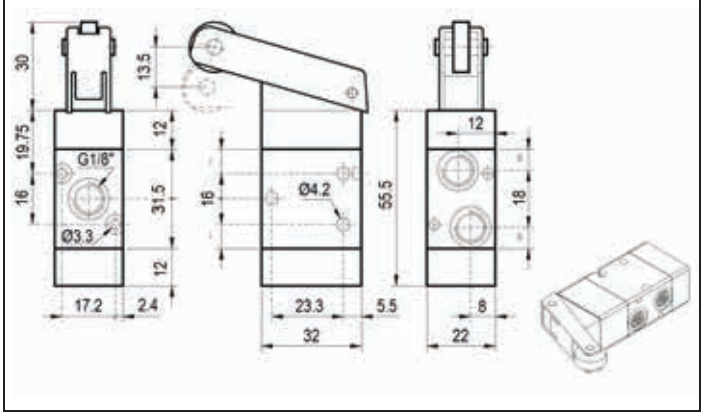

Tootekood Код *Part number*	Kirjeldus Описание *Description*	Skeem Схема *Scheme*
PV1002-30-3200	HV10 1/8 MER 3/2 NC M	

1/8" – 5/2

RULLIKUGA JUHITAV
УПРАВЛЕНИЕ РОЛИКОМ
ROLLER CONTROL

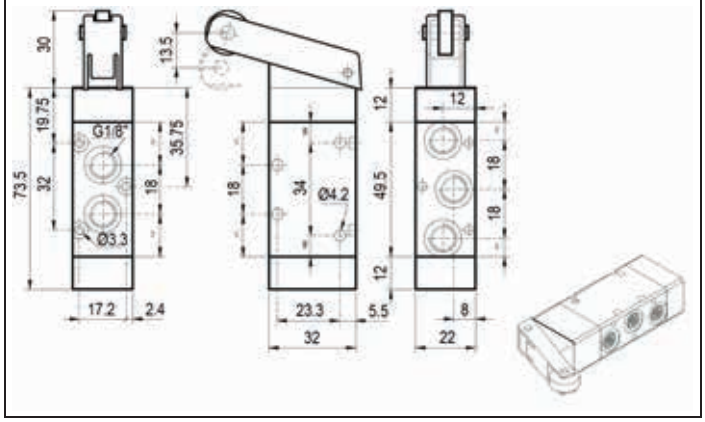

Tootekood Код *Part number*	Kirjeldus Описание *Description*	Skeem Схема *Scheme*
PV1002-30-5220	HV10 1/8 MER 5/2 OO M	

1/8" – 3/2

RULLIKUGA JUHITAV
УПРАВЛЕНИЕ РОЛИКОМ
ROLLER CONTROL

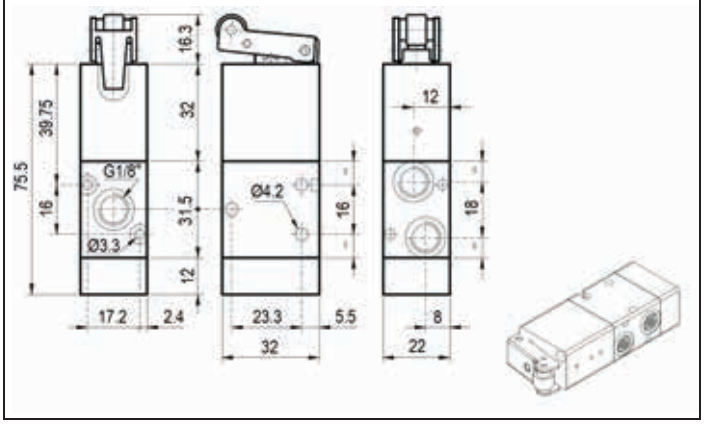

Tootekood Код *Part number*	Kirjeldus Описание *Description*	Skeem Схема *Scheme*
PV1002-31-3200	HV10 1/8 MER-I 3/2 NC M	

1/8" – 5/2

RULLIKUGA JUHITAV
УПРАВЛЕНИЕ РОЛИКОМ
ROLLER CONTROL

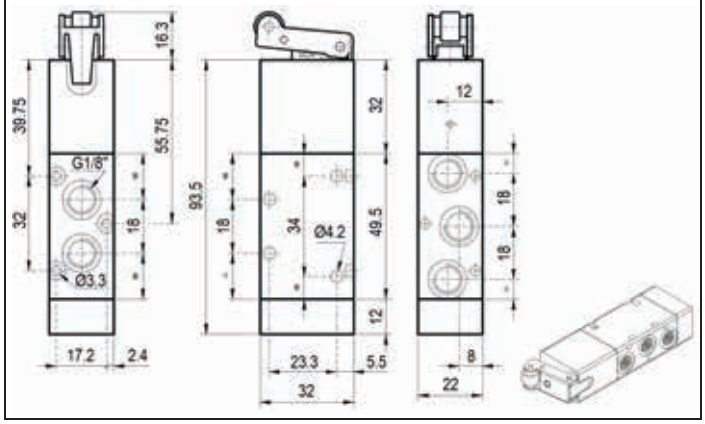

Tootekood Код *Part number*	Kirjeldus Описание *Description*	Skeem Схема *Scheme*
PV1002-31-5220	HV10 1/8 MER-I 5/2 OO M	

1/8" – 3/2

ÜHESUUNALISE RULLIKUGA JUHITAV
УПРАВЛЕНИЕ ОДНОНАПРАВЛЕННЫМ РОЛИКОМ
UNIDIRECTIONAL ROLLER CONTROL

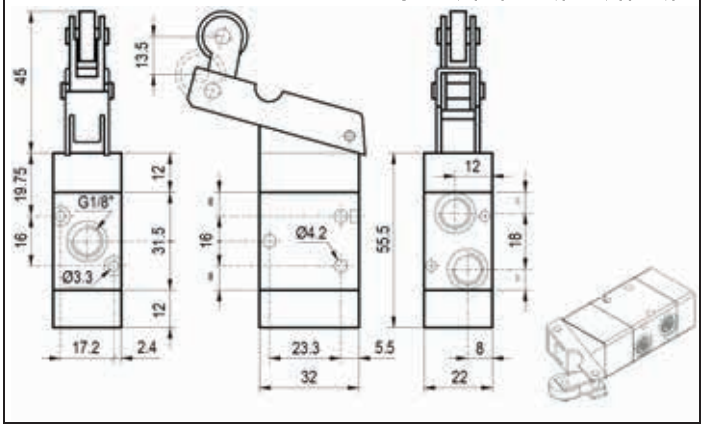

Tootekood Код *Part number*	Kirjeldus Описание *Description*	Skeem Схема *Scheme*
PV1002-33-3200	HV10 1/8 MEU 3/2 NC M	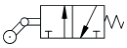

1/8" – 5/2

ÜHESUUNALISE RULLIKUGA JUHITAV
УПРАВЛЕНИЕ ОДНОНАПРАВЛЕННЫМ РОЛИКОМ
UNIDIRECTIONAL ROLLER CONTROL

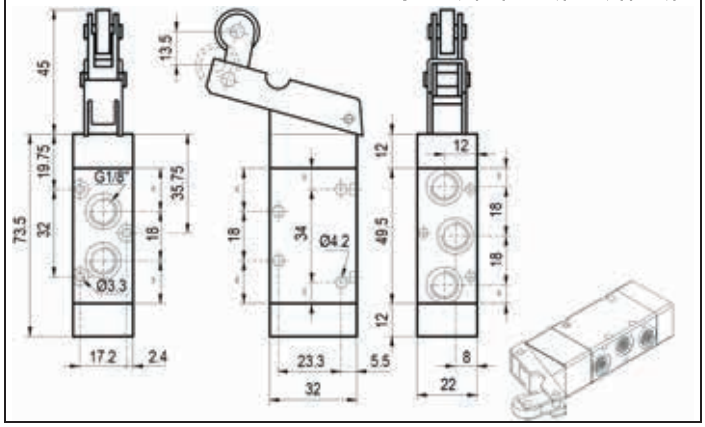

Tootekood Код *Part number*	Kirjeldus Описание *Description*	Skeem Схема *Scheme*
PV1002-33-5220	HV10 1/8 MEU 5/2 OO M	

TEHNILINE INFO

ТЕХНИЧЕСКАЯ ИНФОРМАЦИЯ | *TECHNICAL INFORMATION*

Otstarve Применение *Fluid*	**Õlitatud või õlitamata suruõhk** Воздух и масло-воздух *Lubricated or non lubricated air*
Töösurve, monostabiilne [M] Рабочее давление, моностабильный [M] *Working pressure, monostable [M]*	**2.5 – 10 bar**
Töösurve, bistabiilne [B] Рабочее давление, бистабильный [M] *Working pressure, bistable [M]*	**1 – 10 bar**
Töötemperatuur Рабочая температура | *Temperature range*	**-10°C.. +60°C**
Korpuse materjal Материал корпуса | *Body material*	**Alumiinium** Алюминий | *Aluminium*
Nominaalne diameeter Номинальный диаметр | *Nominal diameter*	**1/8"- 5 mm | 1/4"- 7,5 mm | 1/2"- 13 mm**
Vooluhulk [6bar ΔP=1 bar] Номинальный расход [6бар ΔP=1 бар] *Nominal flow rate [6bar ΔP=1 bar]*	**1/8"- 550 Nl/min | 1/4"- 1100 Nl/min | 1/2"- 4600 Nl/min**

1/8" – 3/2

ÕHUGA JUHITAV
ПНЕВМАТИЧЕСКОЕ УПРАВЛЕНИЕ
PNEUMATIC CONTROL

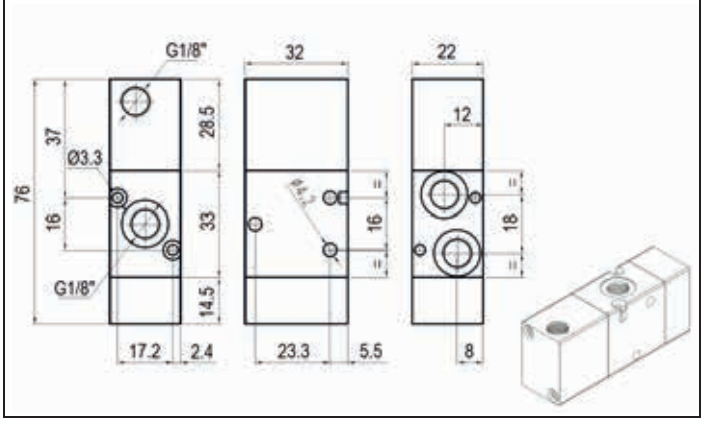

Tootekood Код *Part number*	Kirjeldus Описание *Description*	Skeem Схема *Scheme*
PV1002-60-3200	HV10 1/8 PNC 3/2 NC M	
PV1002-60-3210	HV10 1/8 PNC 3/2 NO M	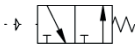

1/8" – 5/2

ÕHUGA JUHITAV
ПНЕВМАТИЧЕСКОЕ УПРАВЛЕНИЕ
PNEUMATIC CONTROL

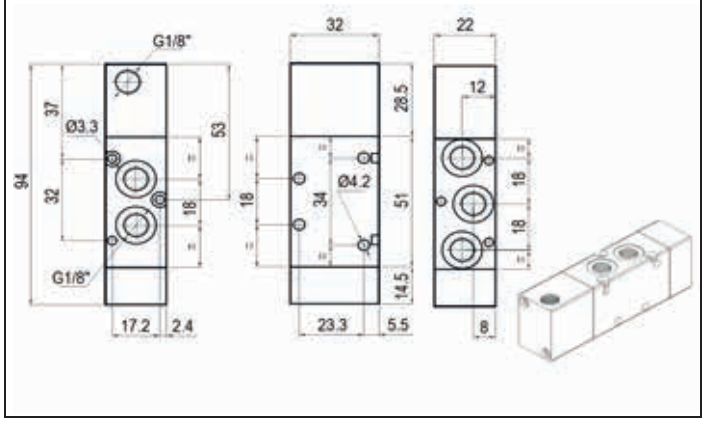

Tootekood Код *Part number*	Kirjeldus Описание *Description*	Skeem Схема *Scheme*
PV1002-60-5220	HV10 1/8 PNC 5/2 OO M	

1/8" – 3/2

ÕHUGA JUHITAV
ПНЕВМАТИЧЕСКОЕ УПРАВЛЕНИЕ
PNEUMATIC CONTROL

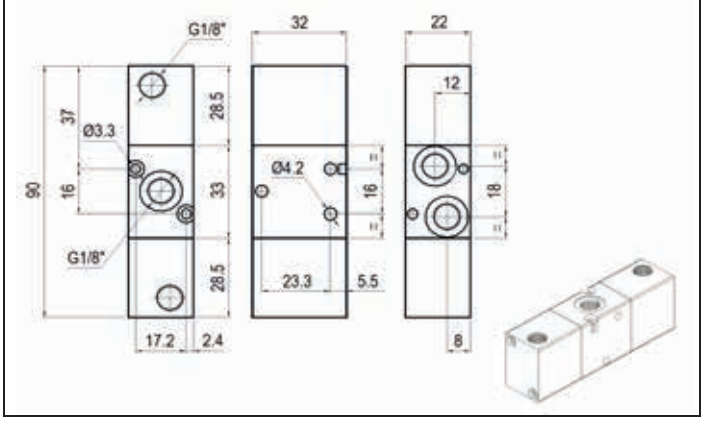

Tootekood Код *Part number*	Kirjeldus Описание *Description*	Skeem Схема *Scheme*
PV1002-60-3221	HV10 1/8 PNC 3/2 OO B	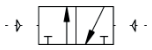

1/8" – 5/2

ÕHUGA JUHITAV
ПНЕВМАТИЧЕСКОЕ УПРАВЛЕНИЕ
PNEUMATIC CONTROL

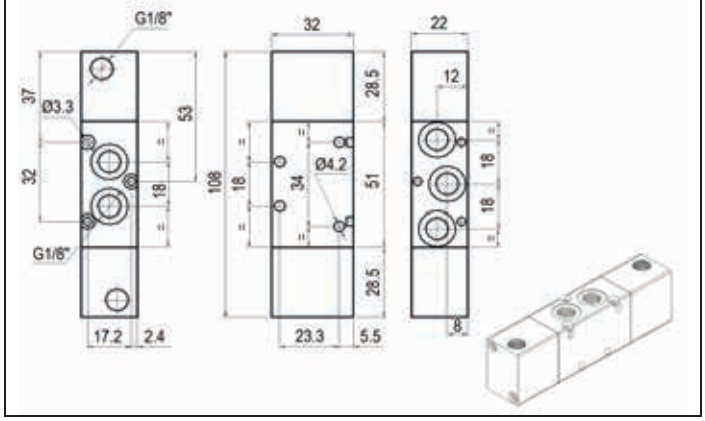

Tootekood Код *Part number*	Kirjeldus Описание *Description*	Skeem Схема *Scheme*
PV1002-60-5221	HV10 1/8 PNC 5/2 OO B	

1/8" – 5/3

ÕHUGA JUHITAV
ПНЕВМАТИЧЕСКОЕ УПРАВЛЕНИЕ
PNEUMATIC CONTROL

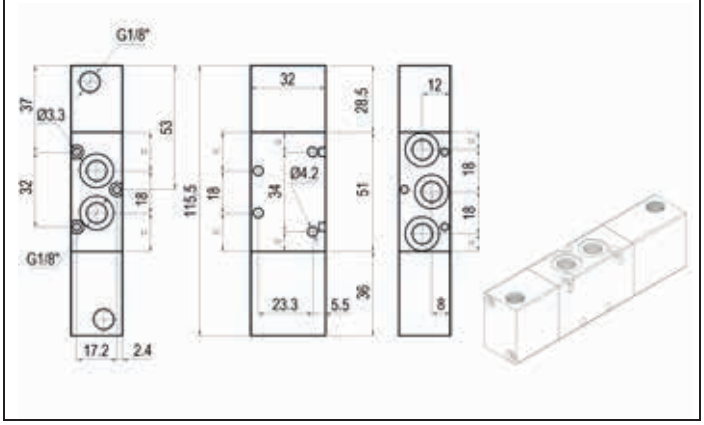

Tootekood Код *Part number*	Kirjeldus Описание *Description*	Skeem Схема *Scheme*
PV1002-60-5330	HV10 1/8 PNC 5/3 CC M	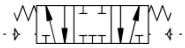
PV1002-60-5340	HV10 1/8 PNC 5/3 OC M	
PV1002-60-5350	HV10 1/8 PNC 5/3 PC M	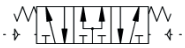

1/4" – 3/2

ÕHUGA JUHITAV
ПНЕВМАТИЧЕСКОЕ УПРАВЛЕНИЕ
PNEUMATIC CONTROL

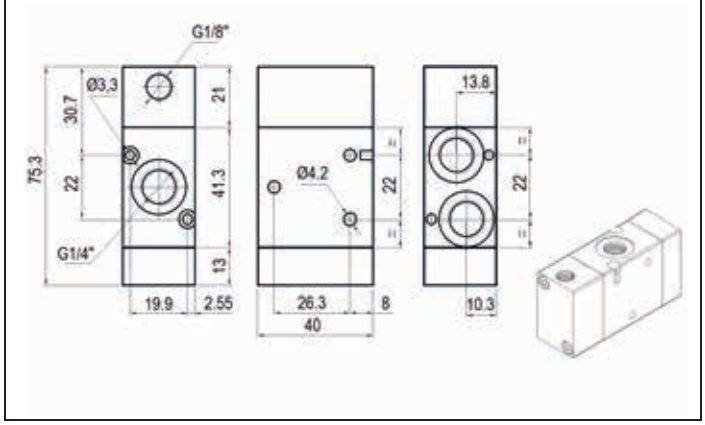

Tootekood Код *Part number*	Kirjeldus Описание *Description*	Skeem Схема *Scheme*
PV1004-60-3200	HV10 1/4 PNC 3/2 NC M	
PV1004-60-3210	HV10 1/4 PNC 3/2 NO M	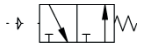

1/4" – 5/2

ÕHUGA JUHITAV
ПНЕВМАТИЧЕСКОЕ УПРАВЛЕНИЕ
PNEUMATIC CONTROL

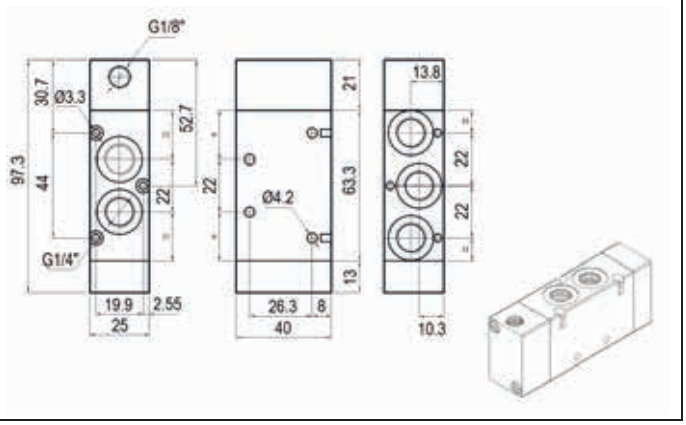

Tootekood Код *Part number*	Kirjeldus Описание *Description*	Skeem Схема *Scheme*
PV1004-60-5220	HV10 1/4 PNC 5/2 OO M	

1/4" – 3/2

ÕHUGA JUHITAV
ПНЕВМАТИЧЕСКОЕ УПРАВЛЕНИЕ
PNEUMATIC CONTROL

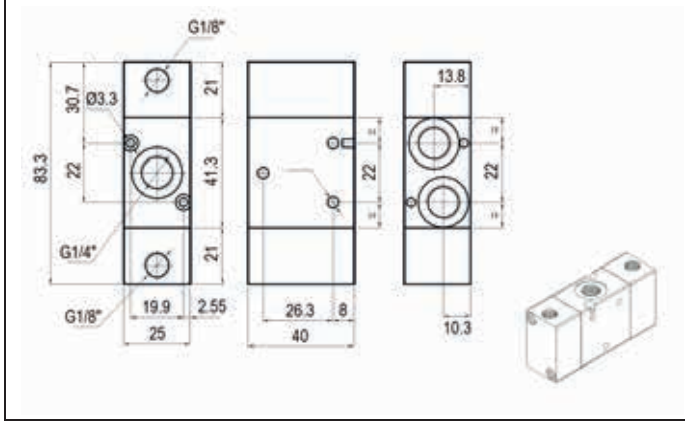

Tootekood Код *Part number*	Kirjeldus Описание *Description*	Skeem Схема *Scheme*
PV1004-60-3221	HV10 1/4 PNC 3/2 OO B	

1/4" – 5/2

ÕHUGA JUHITAV
ПНЕВМАТИЧЕСКОЕ УПРАВЛЕНИЕ
PNEUMATIC CONTROL

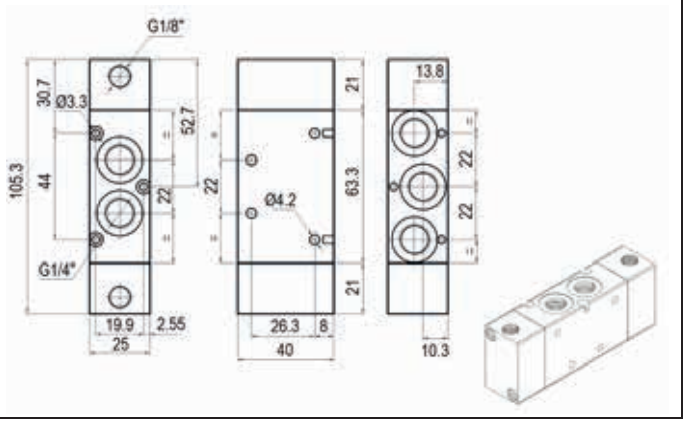

Tootekood Код *Part number*	Kirjeldus Описание *Description*	Skeem Схема *Scheme*
PV1004-60-5221	HV10 1/4 PNC 5/2 OO B	

1/4" – 5/3

ÕHUGA JUHITAV
ПНЕВМАТИЧЕСКОЕ УПРАВЛЕНИЕ
PNEUMATIC CONTROL

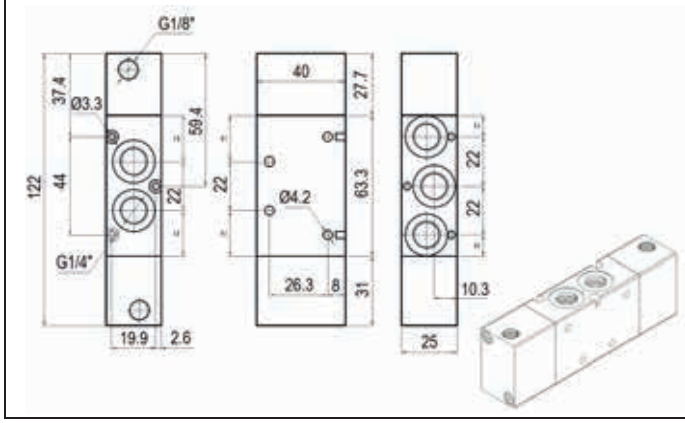

Tootekood Код *Part number*	Kirjeldus Описание *Description*	Skeem Схема *Scheme*
PV1004-60-5330	HV10 1/4 PNC 5/3 CC M	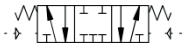
PV1004-60-5340	HV10 1/4 PNC 5/3 OC M	
PV1004-60-5350	HV10 1/4 PNC 5/3 PC M	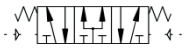

1/2" – 3/2

ÕHUGA JUHITAV
ПНЕВМАТИЧЕСКОЕ УПРАВЛЕНИЕ
PNEUMATIC CONTROL

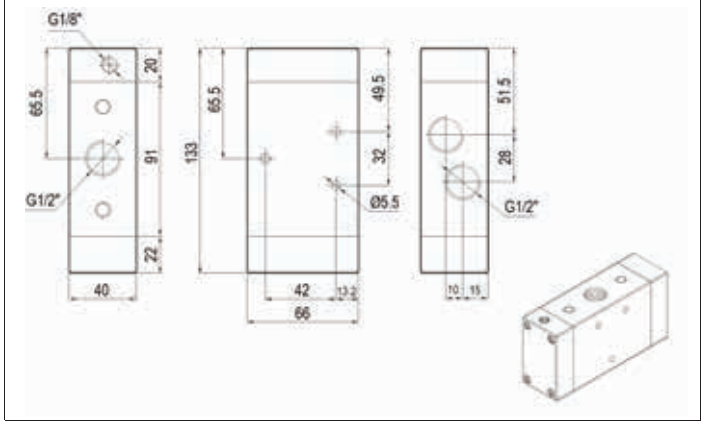

Tootekood Код *Part number*	Kirjeldus Описание *Description*	Skeem Схема *Scheme*
PV1008-60-3200	HV10 1/2 PNC 3/2 NC M	
PV1008-60-3210	HV10 1/2 PNC 3/2 NO M	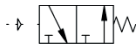

1/2" – 5/2

ÕHUGA JUHITAV
ПНЕВМАТИЧЕСКОЕ УПРАВЛЕНИЕ
PNEUMATIC CONTROL

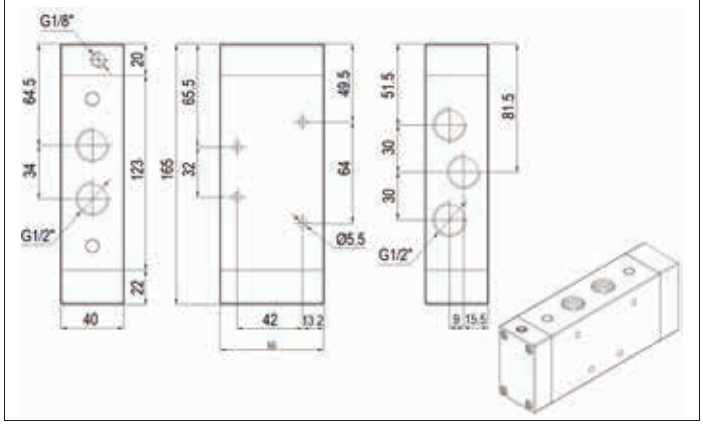

Tootekood Код *Part number*	Kirjeldus Описание *Description*	Skeem Схема *Scheme*
PV1008-60-5220	HV10 1/2 PNC 5/2 OO M	

1/2" – 3/2

ÕHUGA JUHITAV
ПНЕВМАТИЧЕСКОЕ УПРАВЛЕНИЕ
PNEUMATIC CONTROL

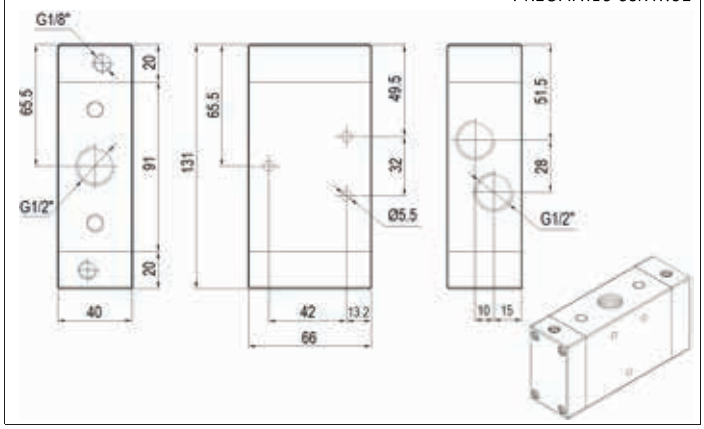

Tootekood Код *Part number*	Kirjeldus Описание *Description*	Skeem Схема *Scheme*
PV1008-60-3221	HV10 1/2 PNC 3/2 OO B	

1/2" – 5/2

ÕHUGA JUHITAV
ПНЕВМАТИЧЕСКОЕ УПРАВЛЕНИЕ
PNEUMATIC CONTROL

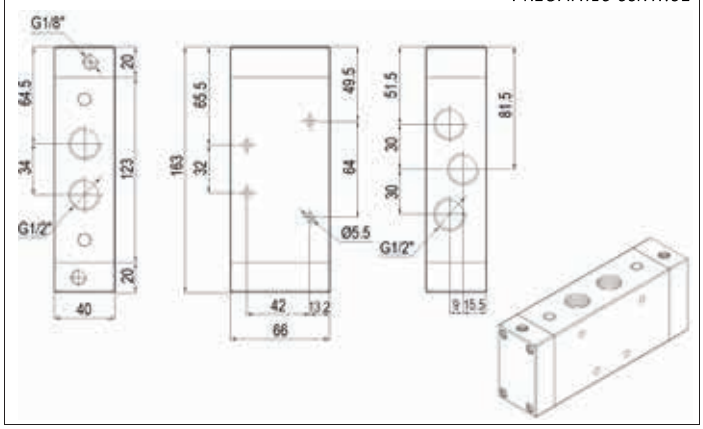

Tootekood Код *Part number*	Kirjeldus Описание *Description*	Skeem Схема *Scheme*
PV1008-60-5221	HV10 1/2 PNC 5/2 OO B	

1/2" – 5/3

ÕHUGA JUHITAV
ПНЕВМАТИЧЕСКОЕ УПРАВЛЕНИЕ
PNEUMATIC CONTROL

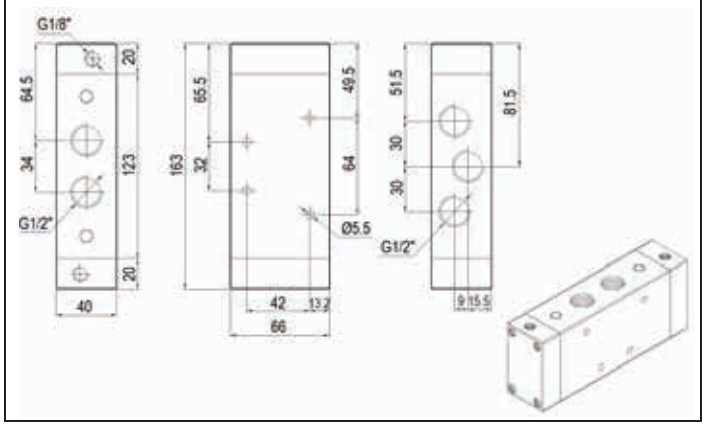

Tootekood Код *Part number*	Kirjeldus Описание *Description*	Skeem Схема *Scheme*
PV1008-60-5330	HV10 1/2 PNC 5/3 CC M	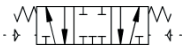
PV1008-60-5340	HV10 1/2 PNC 5/3 OC M	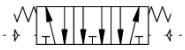
PV1008-60-5350	HV10 1/2 PNC 5/3 PC M	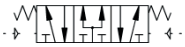

TEHNILINE INFO

ТЕХНИЧЕСКАЯ ИНФОРМАЦИЯ | *TECHNICAL INFORMATION*

Otstarve Применение *Fluid*	**Õlitatud või õlitamata suruõhk** Воздух и масло-воздух *Lubricated or non-lubricated air*
Töösurve, monostabiilne [M] Рабочее давление, моностабильный [M] *Working pressure, monostable [M]*	**2.5 – 10 bar**
Töösurve, bistabiilne [B] Рабочее давление, бистабильный [M] *Working pressure, bistable [M]*	**1 – 10 bar**
Töösurve, lisa survega [SOC-P] Рабочее давление, дополнительное давление [SOC-P] *Working pressure, separate air supply [SOC-P]*	**0 – 10 bar**
Töötemperatuur Рабочая температура | *Temperature range*	**-10°C.. +60°C**
Korpuse materjal Материал корпуса | *Body material*	**Alumiinium + plastik** Алюминий + пластик | Aluminium + plastic
Nominaalne diameeter Номинальный диаметр *Nominal diameter*	**1/8”- 5 mm** **1/4"- 7,5 mm** **1/2"- 13 mm**
Vooluhulk [6bar ΔP=1 bar] Номинальный расход [6бар ΔP=1 бар] *Nominal flow rate [6bar ΔP=1 bar]*	**1/8”- 550 Nl/min** **1/4"- 1100 Nl/min** **1/2"- 4600 Nl/min**

1/8" – 3/2

ELEKTRIGA JUHITAV
ЭЛЕКТРИЧЕСКОЕ УПРАВЛЕНИЕ
SOLENOID CONTROL

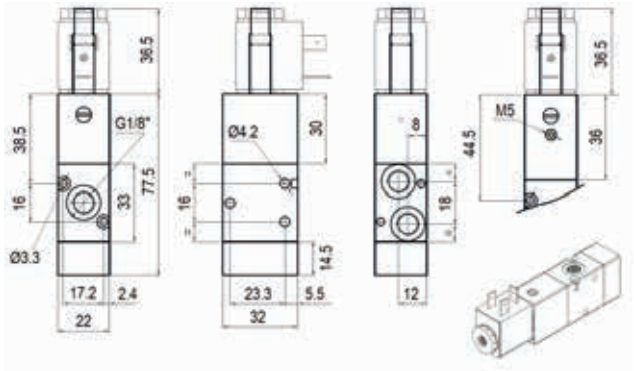

Tootekood Код *Part number*	Kirjeldus Описание *Description*	Skeem Схема *Scheme*
PV1002-50-3200	HV10 1/8 SOC 3/2 NC M	
PV1002-50-3210	HV10 1/8 SOC 3/2 NO M	
PV1002-58-3200	HV10 1/8 SOC-P 3/2 NC M	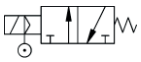

1/8" – 3/2

ELEKTRIGA JUHITAV
ЭЛЕКТРИЧЕСКОЕ УПРАВЛЕНИЕ
SOLENOID CONTROL

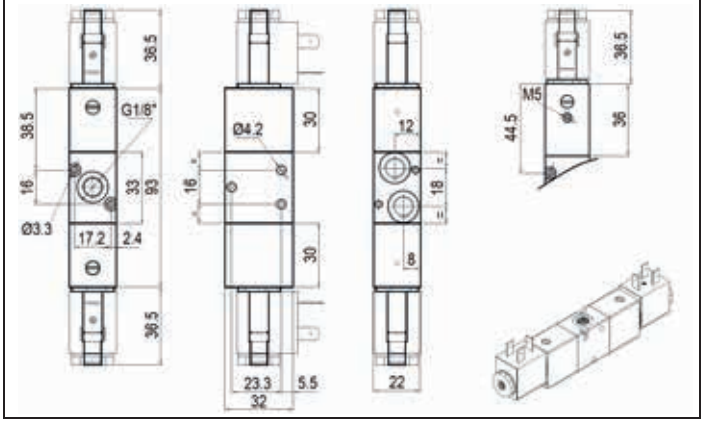

Tootekood Код *Part number*	Kirjeldus Описание *Description*	Skeem Схема *Scheme*
PV1002-50-3221	HV10 1/8 SOC 3/2 OO B	
PV1002-58-3221	HV10 1/8 SOC-P 3/2 OO B	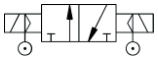

1/8" – 5/2

ELEKTRIGA JUHITAV
ЭЛЕКТРИЧЕСКОЕ УПРАВЛЕНИЕ
SOLENOID CONTROL

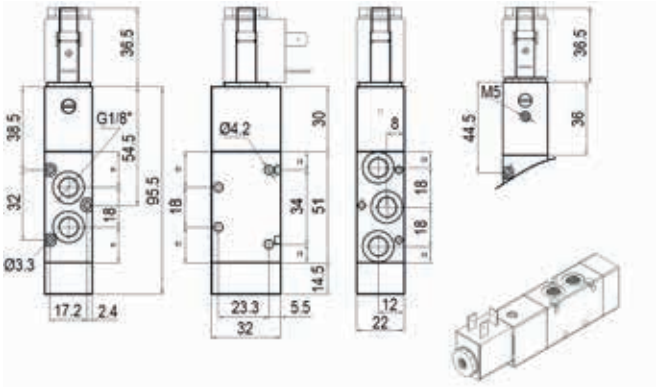

Tootekood Код *Part number*	Kirjeldus Описание *Description*	Skeem Схема *Scheme*
PV1002-50-5220	HV10 1/8 SOC 5/2 OO M	
PV1002-58-5220	HV10 1/8 SOC-P 5/2 OO M	

1/8" – 5/2

ELEKTRIGA JUHITAV
ЭЛЕКТРИЧЕСКОЕ УПРАВЛЕНИЕ
SOLENOID CONTROL

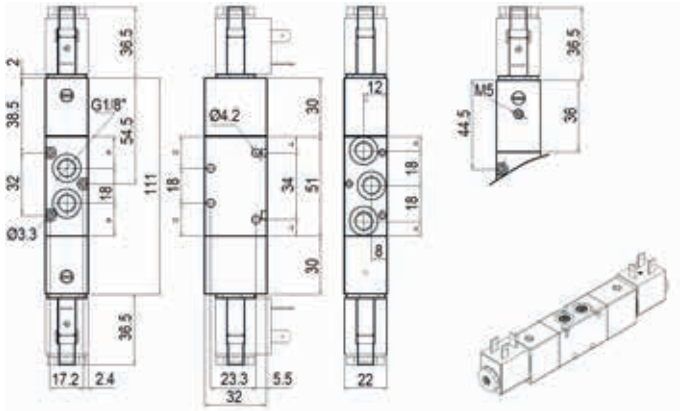

Tootekood Код *Part number*	Kirjeldus Описание *Description*	Skeem Схема *Scheme*
PV1002-50-5221	HV10 1/8 SOC 5/2 OO B	
PV1002-58-5221	HV10 1/8 SOC-P 5/2 OO B	

1/8" – 5/3

ELEKTRIGA JUHITAV
ЭЛЕКТРИЧЕСКОЕ УПРАВЛЕНИЕ
SOLENOID CONTROL

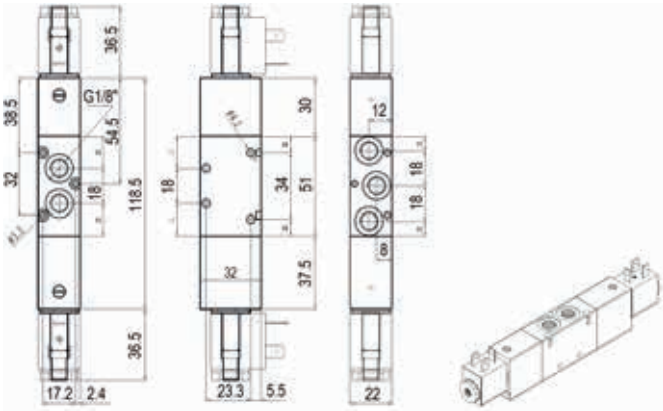

Tootekood Код *Part number*	Kirjeldus Описание *Description*	Skeem Схема *Scheme*
PV1002-50-5330	HV10 1/8 SOC 5/3 CC M	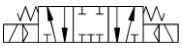
PV1002-50-5340	HV10 1/8 SOC 5/3 OC M	
PV1002-50-5350	HV10 1/8 SOC 5/3 PC M	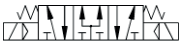

1/8" – 5/3

ELEKTRIGA JUHITAV
ЭЛЕКТРИЧЕСКОЕ УПРАВЛЕНИЕ
SOLENOID CONTROL

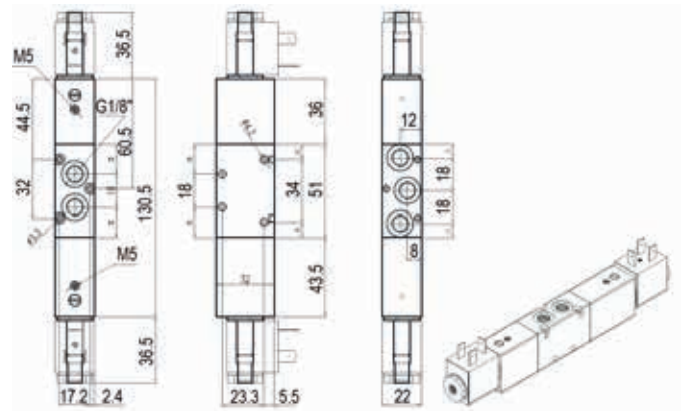

Tootekood Код *Part number*	Kirjeldus Описание *Description*	Skeem Схема *Scheme*
PV1002-58-5330	HV10 1/8 SOC-P 5/3 CC M	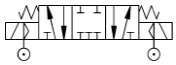
PV1002-58-5340	HV10 1/8 SOC-P 5/3 OC M	
PV1002-58-5350	HV10 1/8 SOC-P 5/3 PC M	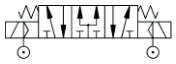

1/4" – 3/2

ELEKTRIGA JUHITAV
ЭЛЕКТРИЧЕСКОЕ УПРАВЛЕНИЕ
SOLENOID CONTROL

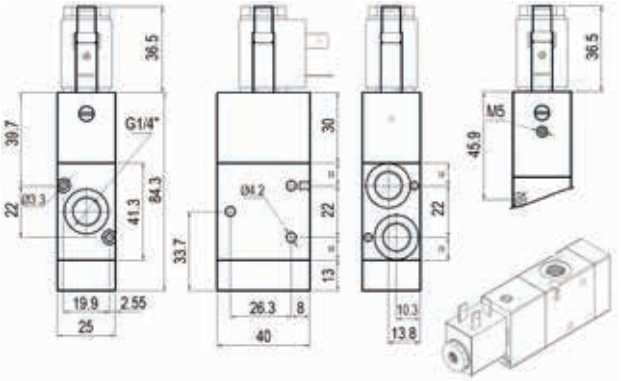

Tootekood Код *Part number*	Kirjeldus Описание *Description*	Skeem Схема *Scheme*
PV1004-50-3200	HV10 1/4 SOC 3/2 NC M	
PV1004-50-3210	HV10 1/4 SOC 3/2 NO M	
PV1004-58-3200	HV10 1/4 SOC-P 3/2 NC M	

1/4" – 3/2

ELEKTRIGA JUHITAV
ЭЛЕКТРИЧЕСКОЕ УПРАВЛЕНИЕ
SOLENOID CONTROL

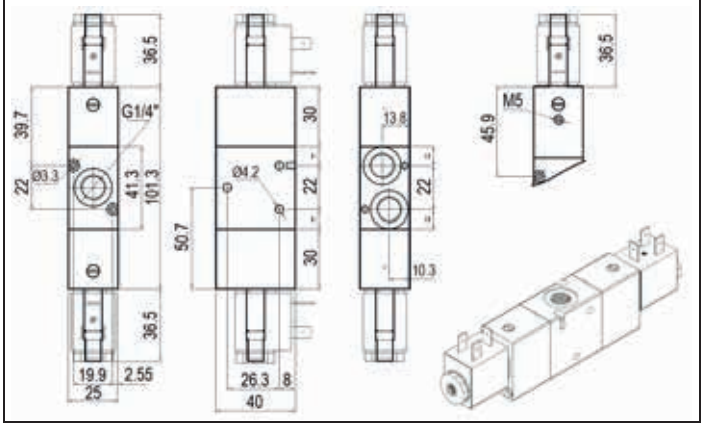

Tootekood Код *Part number*	Kirjeldus Описание *Description*	Skeem Схема *Scheme*
PV1004-50-3221	HV10 1/4 SOC 3/2 OO B	
PV1004-58-3221	HV10 1/4 SOC-P 3/2 OO B	

1/4" – 5/2

ELEKTRIGA JUHITAV
ЭЛЕКТРИЧЕСКОЕ УПРАВЛЕНИЕ
SOLENOID CONTROL

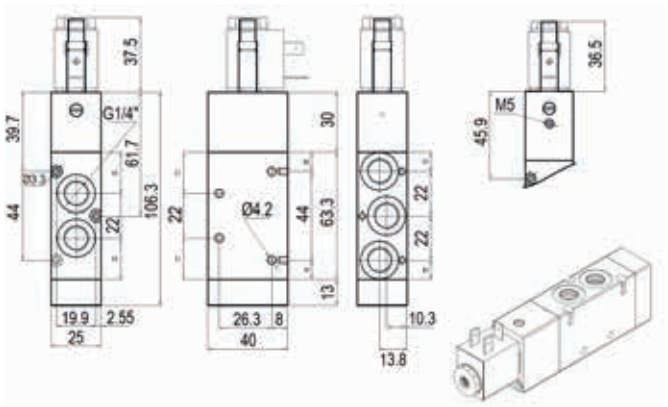

Tootekood Код *Part number*	Kirjeldus Описание *Description*	Skeem Схема *Scheme*
PV1004-50-5220	HV10 1/4 SOC 5/2 OO M	
PV1004-58-5220	HV10 1/4 SOC-P 5/2 OO M	

1/4" – 5/2

ELEKTRIGA JUHITAV
ЭЛЕКТРИЧЕСКОЕ УПРАВЛЕНИЕ
SOLENOID CONTROL

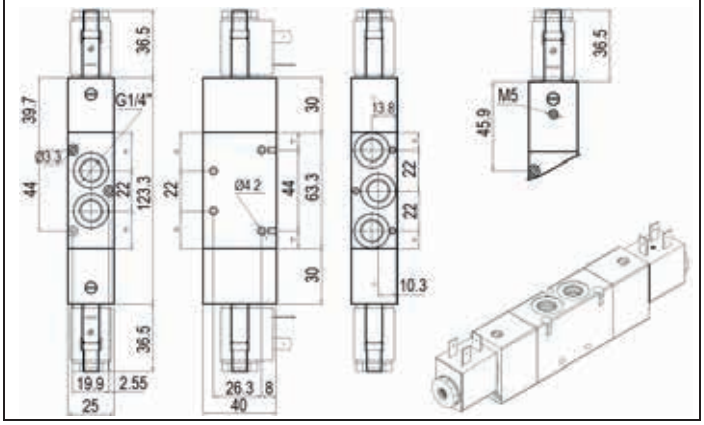

Tootekood Код *Part number*	Kirjeldus Описание *Description*	Skeem Схема *Scheme*
PV1004-50-5221	HV10 1/4 SOC 5/2 OO B	
PV1004-58-5221	HV10 1/4 SOC-P 5/2 OO B	

1/4" – 5/3

ELEKTRIGA JUHITAV
ЭЛЕКТРИЧЕСКОЕ УПРАВЛЕНИЕ
SOLENOID CONTROL

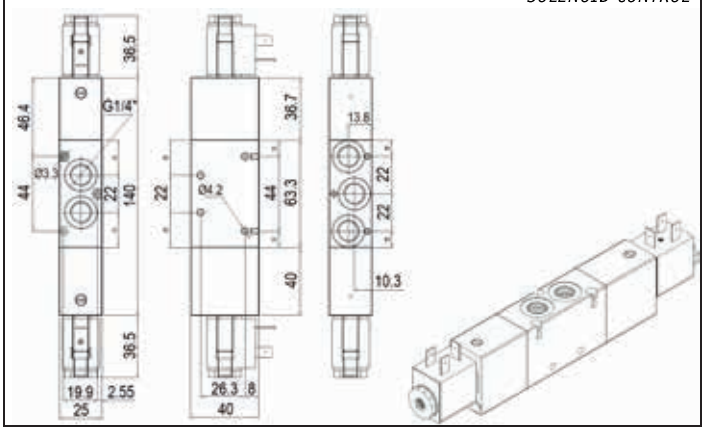

Tootekood Код *Part number*	Kirjeldus Описание *Description*	Skeem Схема *Scheme*
PV1004-50-5330	HV10 1/4 SOC 5/3 CC M	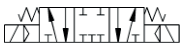
PV1004-50-5340	HV10 1/4 SOC 5/3 OC M	
PV1004-50-5350	HV10 1/4 SOC 5/3 PC M	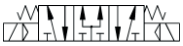

1/4" – 5/3

ELEKTRIGA JUHITAV
ЭЛЕКТРИЧЕСКОЕ УПРАВЛЕНИЕ
SOLENOID CONTROL

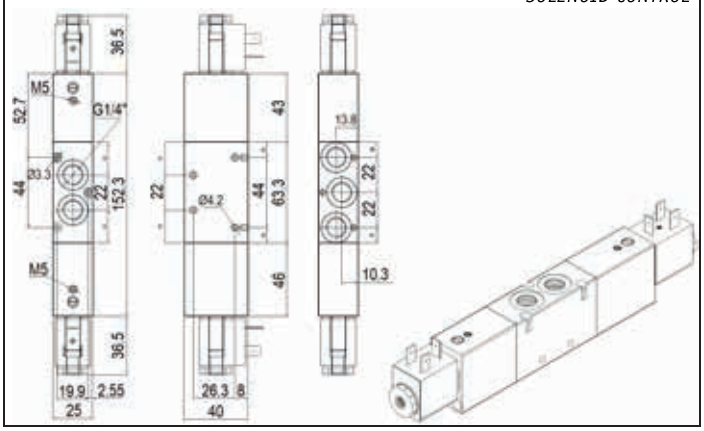

Tootekood Код *Part number*	Kirjeldus Описание *Description*	Skeem Схема *Scheme*
PV1004-58-5330	HV10 1/4 SOC-P 5/3 CC M	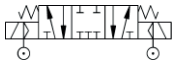
PV1004-58-5340	HV10 1/4 SOC-P 5/3 OC M	
PV1004-58-5350	HV10 1/4 SOC-P 5/3 PC M	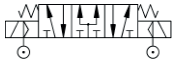

1/2" – 3/2

ELEKTRIGA JUHITAV
ЭЛЕКТРИЧЕСКОЕ УПРАВЛЕНИЕ
SOLENOID CONTROL

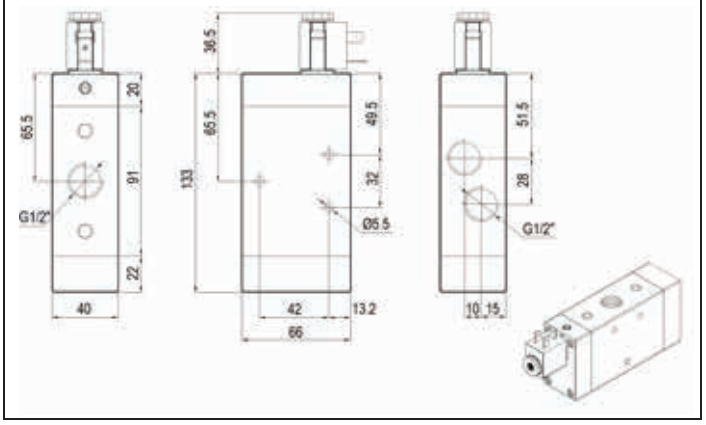

Tootekood Код *Part number*	Kirjeldus Описание *Description*	Skeem Схема *Scheme*
PV1008-50-3200	HV10 1/2 SOC 3/2 NC M	
PV1008-50-3210	HV10 1/2 SOC 3/2 NO M	

1/2" – 3/2

ELEKTRIGA JUHITAV
ЭЛЕКТРИЧЕСКОЕ УПРАВЛЕНИЕ
SOLENOID CONTROL

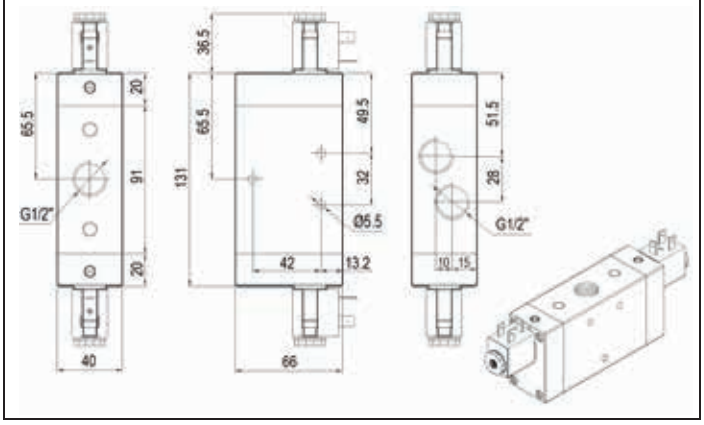

Tootekood Код *Part number*	Kirjeldus Описание *Description*	Skeem Схема *Scheme*
PV1008-50-3221	HV10 1/2 SOC 3/2 OO B	

1/2" – 5/2

ELEKTRIGA JUHITAV
ЭЛЕКТРИЧЕСКОЕ УПРАВЛЕНИЕ
SOLENOID CONTROL

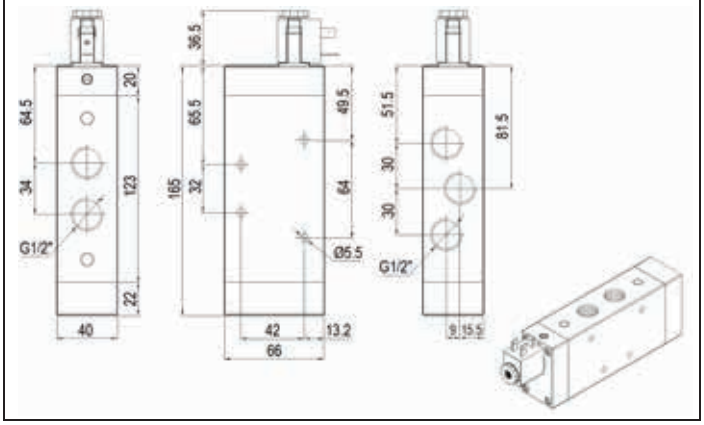

Tootekood Код *Part number*	Kirjeldus Описание *Description*	Skeem Схема *Scheme*
PV1008-50-5220	HV10 1/2 SOC 5/2 OO M	

1/2" – 5/2

ELEKTRIGA JUHITAV
ЭЛЕКТРИЧЕСКОЕ УПРАВЛЕНИЕ
SOLENOID CONTROL

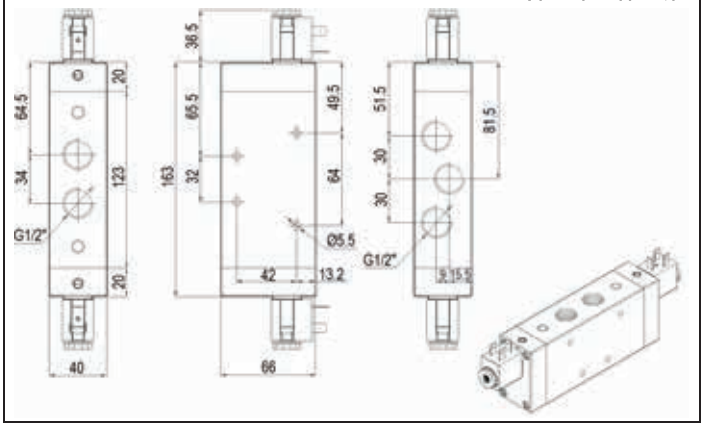

Tootekood Код *Part number*	Kirjeldus Описание *Description*	Skeem Схема *Scheme*
PV1008-50-5221	HV10 1/2 SOC 5/2 OO B	

1/2" – 5/3

ELEKTRIGA JUHITAV
ЭЛЕКТРИЧЕСКОЕ УПРАВЛЕНИЕ
SOLENOID CONTROL

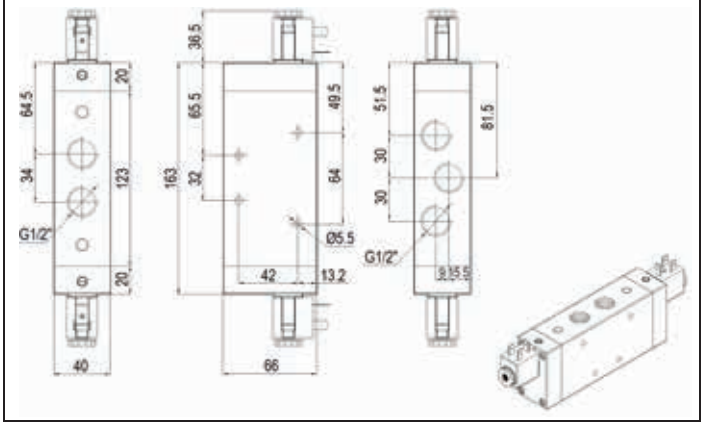

Tootekood Код *Part number*	Kirjeldus Описание *Description*	Skeem Схема *Scheme*
PV1008-50-5330	HV10 1/2 SOC 5/3 CC M	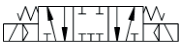
PV1008-50-5340	HV10 1/2 SOC 5/3 OC M	
PV1008-50-5350	HV10 1/2 SOC 5/3 PC M	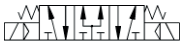

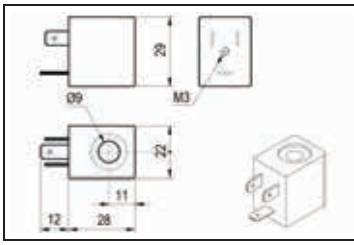

PV822-09

MÄHIS 22

СОЛЕНОИД 22

COIL 22

Tootekood Код Part number	Ø	Võimsus Мощность Power	Pinge Напряжение Tension
PV822-09-04-012	9 mm	4.2 W	12 VDC
PV822-09-03-024	9 mm	3 W	24 VDC
PV822-09-05-025	9 mm	5 VA	24 VAC
PV822-09-05-110	9 mm	5 VA	110 VAC
PV822-09-05-220	9 mm	5 VA	220 VAC

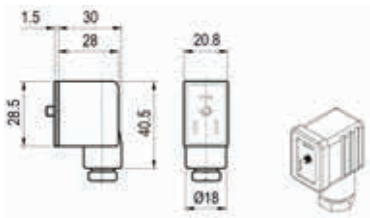

PV822-00

PISTIK 22

РАЗЪЕМ 22

CONNECTOR 22

Tootekood Код Part number	Tüüp Тип Type	Pinge Напряжение Tension
PV822-00-00-000	STD	Max 250V
PV822-00-01-024	LED+VDR	24V
PV822-00-01-110	LED+VDR	110V
PV822-00-01-220	LED+VDR	220V

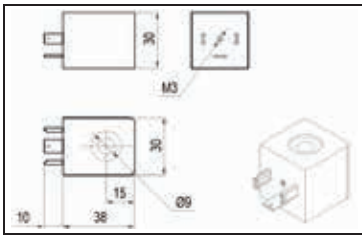

PV830-09

MÄHIS 30

СОЛЕНОИД 30

COIL 30

Tootekood Код Part number	Ø	Võimsus Мощность Power	Pinge Напряжение Tension
PV830-09-02-024	9 mm	2W	24 VDC
PV830-09-05-025	9 mm	5VA	24 VAC
PV830-09-05-110	9 mm	5VA	110 VAC
PV830-09-05-220	9 mm	5VA	220 VAC

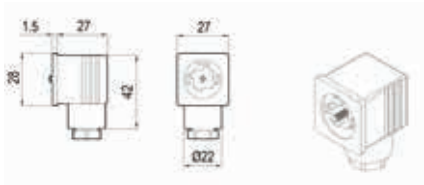

PV830-00

PISTIK 30

РАЗЪЕМ 30

CONNECTOR 30

Tootekood Код Part number	Tüüp Тип Type	Pinge Напряжение Tension
PV830-00-00-000	STD	Max 250V
PV830-00-01-024	LED+VDR	24V
PV830-00-01-110	LED+VDR	110V
PV830-00-01-220	LED+VDR	220V

HV80

KOLLEKTOR
КОЛЛЕКТОР
MANIFOLD

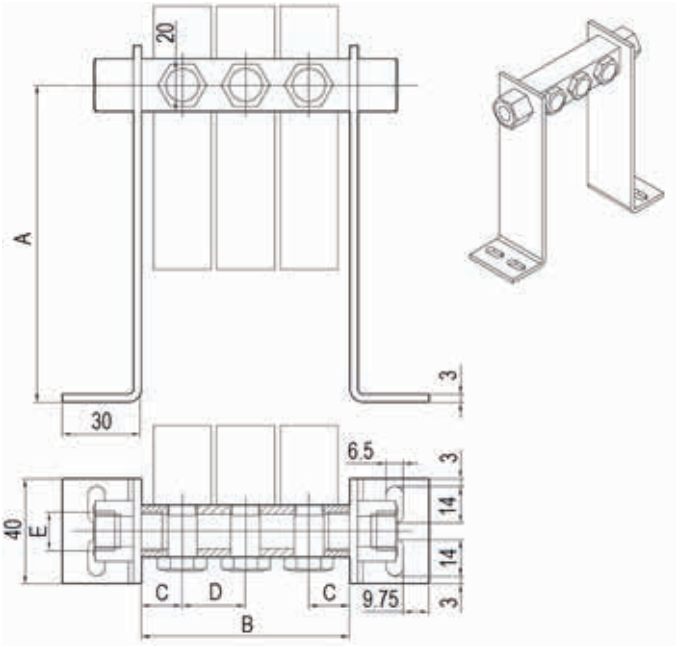

Tootekood Код *Part number*	**Kirjeldus** Описание *Description*	A	B	C	D	E
PV1002-80-02	HV80-2 1/8		55	15.5	24	
PV1002-80-03	HV80-3 1/8		79	15.5	24	
PV1002-80-04	HV80-4 1/8		103	15.5	24	
PV1002-80-05	HV80-5 1/8		127	15.5	24	
PV1002-80-06	HV80-6 1/8		151	15.5	24	
PV1002-80-60	HV80-60 1/8	60				G1/4"
PV1002-80-61	HV80-120 1/8	120				G1/4"
PV1004-80-02	HV80-2 1/4		62	17.5	27	
PV1004-80-03	HV80-3 1/4		89	17.5	27	
PV1004-80-04	HV80-4 1/4		116	17.5	27	
PV1004-80-05	HV80-5 1/4		143	17.5	27	
PV1004-80-06	HV80-6 1/4		170	17.5	27	
PV1004-80-60	HV80-60 1/4	60				G3/8"
PV1004-80-61	HV80-120 1/4	120				G3/8"

HV81 BLP

PIME PLAAT
СЛЕПАЯ ПЛАТА
BLANKING PLATE

Tootekood Код *Part number*	A	D	**Mõõt** Размер *Size*
PV1002-81-00	60	22	1/8
PV1004-81-00	70	25	1/4

HV81 – 1/8"

KOLLEKTOR
КОЛЛЕКТОР
MANIFOLD

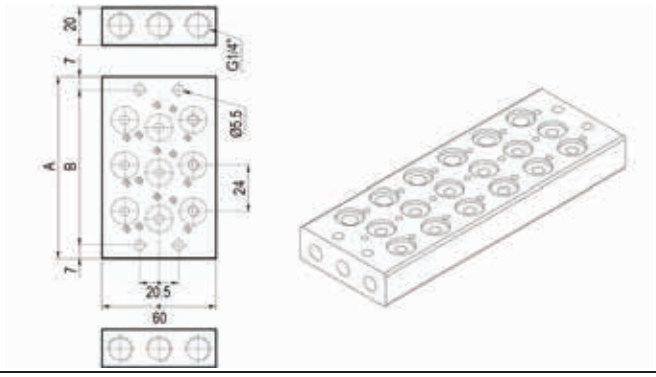

Tootekood Код Part number	Kirjeldus Описание Description	A	B
PV1002-81-02	HV81-2 1/8	72	58
PV1002-81-03	HV81-3 1/8	96	82
PV1002-81-04	HV81-4 1/8	120	106
PV1002-81-05	HV81-5 1/8	144	130
PV1002-81-06	HV81-6 1/8	168	154
PV1002-81-07	HV81-7 1/8	192	178
PV1002-81-08	HV81-8 1/8	216	202
PV1002-81-09	HV81-9 1/8	240	226
PV1002-81-10	HV81-10 1/8	264	250

HV81 – 1/4"

KOLLEKTOR
КОЛЛЕКТОР
MANIFOLD

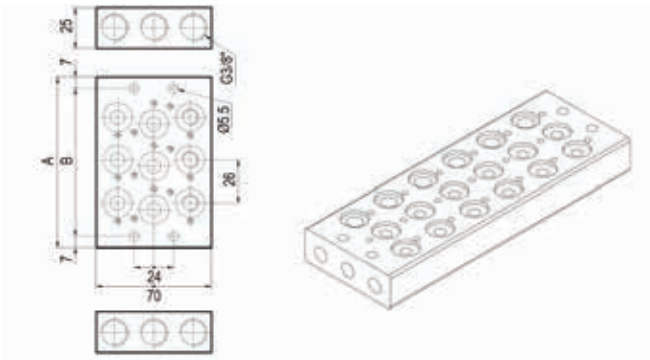

Tootekood Код *Part number*	**Kirjeldus** Описание *Description*	A	B
PV1004-81-02	HV81-2 1/4	78	64
PV1004-81-03	HV81-3 1/4	104	90
PV1004-81-04	HV81-4 1/4	130	116
PV1004-81-05	HV81-5 1/4	156	142
PV1004-81-06	HV81-6 1/4	182	168
PV1004-81-07	HV81-7 1/4	208	194
PV1004-81-08	HV81-8 1/4	234	220
PV1004-81-09	HV81-9 1/4	260	246
PV1004-81-10	HV81-10 1/4	286	272

HV82 – 1/8"

MOODULKOLLEKTOR
МОДУЛЬНЫЙ КОЛЛЕКТОР
MODULAR MANIFOLD

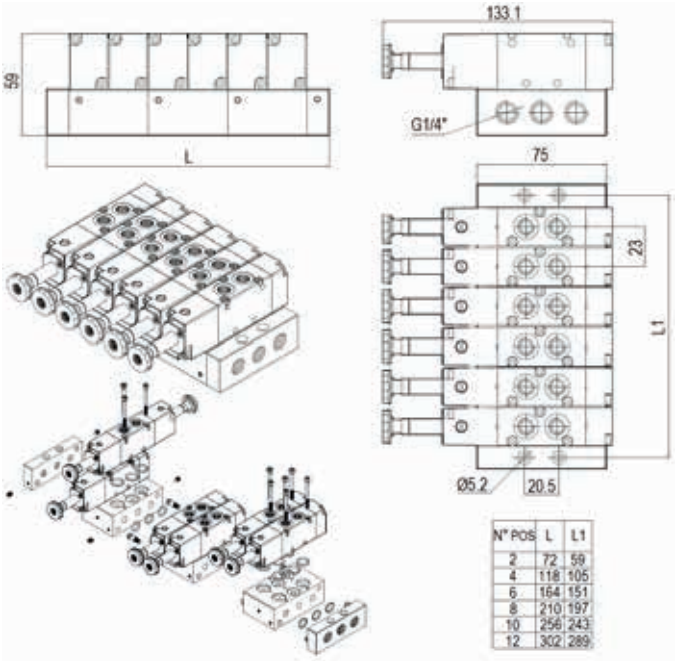

N° POS	L	L1
2	72	59
4	118	105
6	164	151
8	210	197
10	256	243
12	302	289

HV82 – 1/4"

MOODULKOLLEKTOR
МОДУЛЬНЫЙ КОЛЛЕКТОР
MODULAR MANIFOLD

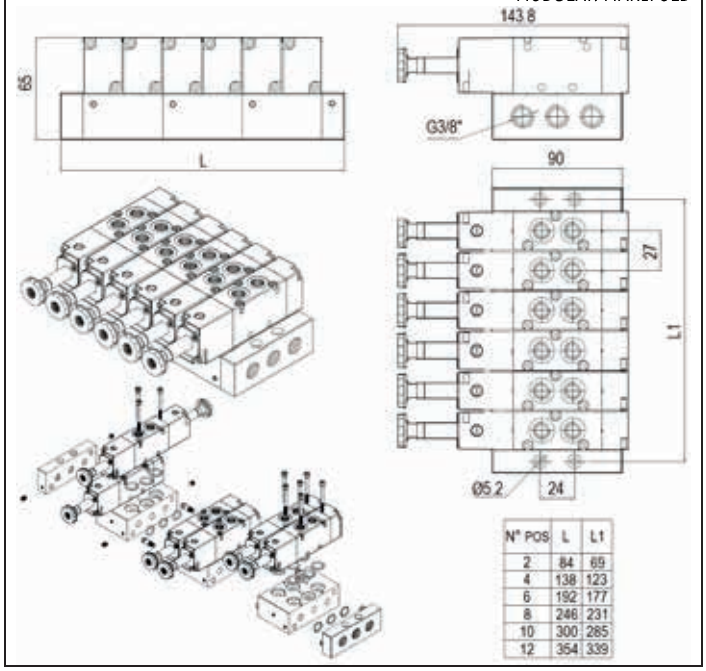

N° POS	L	L1
2	84	69
4	138	123
6	192	177
8	246	231
10	300	285
12	354	339

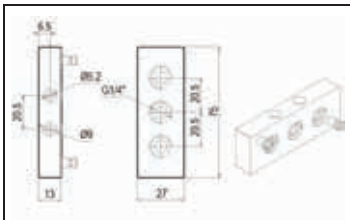

PV1002-82-01

PAREM OTSAPLAAT 1/8

ПРАВЫЙ ТЕРМИНАЛ 1/8
TERMINAL RIGHT 1/8

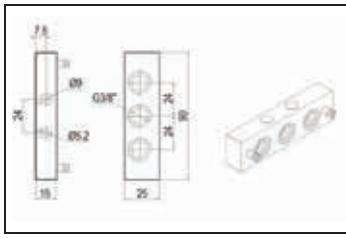

PV1004-82-01

PAREM OTSAPLAAT 1/4

ПРАВЫЙ ТЕРМИНАЛ 1/4
TERMINAL RIGHT 1/4

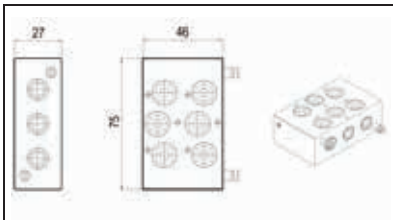

PV1002-82-02

MOODULPLAAT 1/8

МОДУЛЬНЫЙ КОЛЛЕКТОР 1/8
MODULAR MANIFOLD 1/8

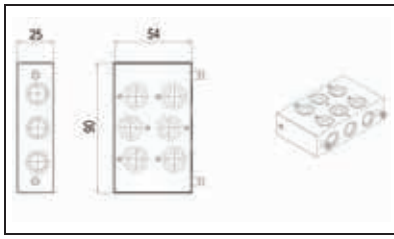

PV1004-82-02

MOODULPLAAT 1/4

МОДУЛЬНЫЙ КОЛЛЕКТОР 1/4
MODULAR MANIFOLD 1/4

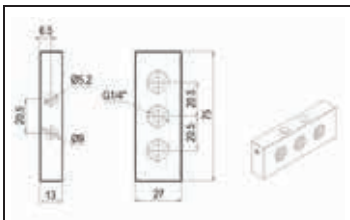

PV1002-82-03

VASAK OTSAPLAAT 1/8

ЛЕВЫЙ ТЕРМИНАЛ 1/8
TERMINAL LEFT 1/8

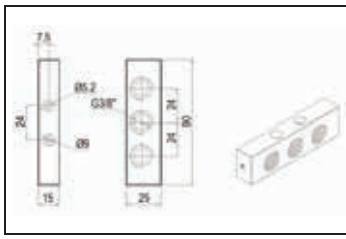

PV1004-82-03

VASAK OTSAPLAAT 1/4

ЛЕВЫЙ ТЕРМИНАЛ 1/4
TERMINAL LEFT 1/4

TEHNILINE INFO

ТЕХНИЧЕСКАЯ ИНФОРМАЦИЯ | *TECHNICAL INFORMATION*

Otstarve Применение *Fluid*	**Õlitatud või õlitamata suruõhk** Воздух и масло-воздух *Lubricated or non-lubricated air*
Surve vahemik Рабочее давление | *Pressure range*	**0.. 10 bar**
Töötemperatuur Рабочая температура | *Temperature range*	**-10°C.. +50°C**
Korpuse materjal Материал корпуса | *Body material*	**Alumiinium** Алюминий | *Aluminium*
Nominaalne diameeter Номинальный диаметр | *Nominal diameter*	**1,5 mm**
Nominaalne vooluhulk [6bar] Номинальный расход [6 бар] *Nominal flow rate [6bar]*	**M5- 40 Nl/min | 1/8- 50 Nl/min | 1/4- 50 Nl/min**
Tihendid Уплотнение | *Gaskets*	**NBR**

M5 – 3/2

ELEKTRIGA JUHITAV
ЭЛЕКТРИЧЕСКОЕ УПРАВЛЕНИЕ
SOLENOID CONTROL

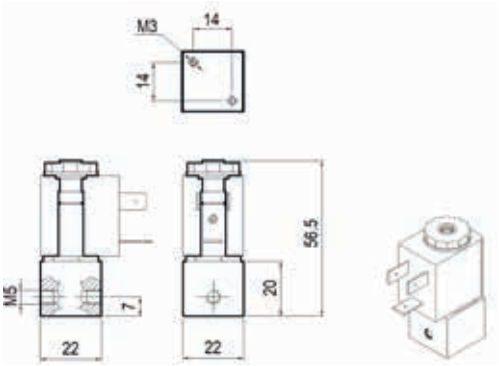

Tootekood Код *Part number*	Kirjeldus Описание *Description*	Skeem Схема *Scheme*
PV0401-50-3200	HV04 M5 SOC 3/2 NC M	
PV0401-50-3210	HV04 M5 SOC 3/2 NO M	

1/8" – 3/2

ELEKTRIGA JUHITAV
ЭЛЕКТРИЧЕСКОЕ УПРАВЛЕНИЕ
SOLENOID CONTROL

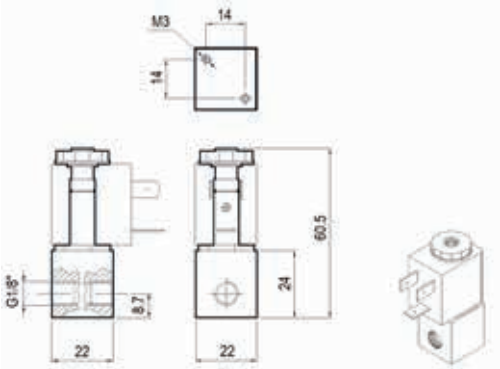

Tootekood Код *Part number*	Kirjeldus Описание *Description*	Skeem Схема *Scheme*
PV0402-50-3200	HV04 1/8 SOC 3/2 NC M	
PV0402-50-3210	HV04 1/8 SOC 3/2 NO M	

1/4" – 3/2

ELEKTRIGA JUHITAV
ЭЛЕКТРИЧЕСКОЕ УПРАВЛЕНИЕ
SOLENOID CONTROL

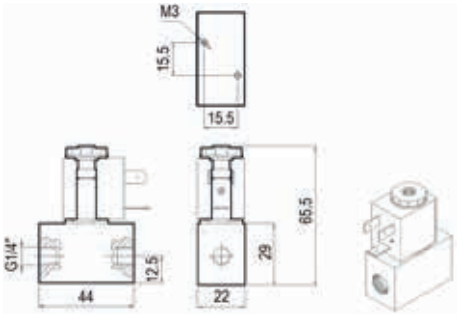

Tootekood Код *Part number*	Kirjeldus Описание *Description*	Skeem Схема *Scheme*
PV0404-50-3200	HV04 1/4 SOC 3/2 NC M	
PV0404-50-3210	HV04 1/4 SOC 3/2 NO M	

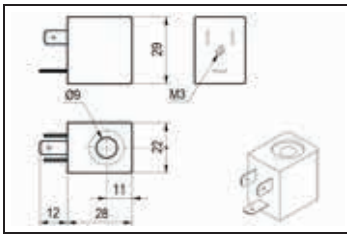

PV822-09

MÄHIS 22

СОЛЕНОИД 22
COIL 22

Tootekood Код *Part number*	Ø	Võimsus Мощность *Power*	Pinge Напряжение *Tension*
PV822-09-04-012	9 mm	4.2 W	12 VDC
PV822-09-04-024	9 mm	4.2 W	24 VDC
PV822-09-05-025	9 mm	5 VA	24 VAC
PV822-09-05-110	9 mm	5 VA	110 VAC
PV822-09-05-220	9 mm	5 VA	220 VAC

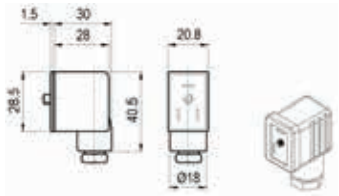

PV822-00

PISTIK 22

РАЗЪЕМ 22
CONNECTOR 22

Tootekood Код *Part number*	Tüüp Тип *Type*	Pinge Напряжение *Tension*
PV822-00-00-000	STD	Max 250V
PV822-00-01-024	LED+VDR	24V
PV822-00-01-110	LED+VDR	110V
PV822-00-01-220	LED+VDR	220V

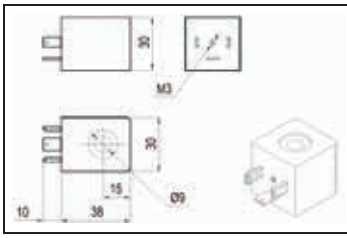

PV830-09

MÄHIS

СОЛЕНОИД 30
COIL 30

Tootekood Код *Part number*	Ø	Võimsus Мощность *Power*	Pinge Напряжение *Tension*
PV830-09-02-024	9 mm	2 W	24 VDC
PV830-09-05-025	9 mm	5 VA	24 VAC
PV830-09-05-110	9 mm	5 VA	110 VAC
PV830-09-05-220	9 mm	5 VA	220 VAC

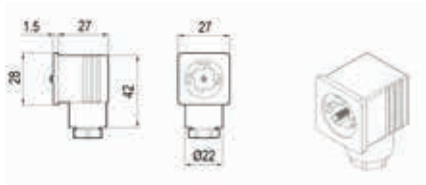

PV830-00

PISTIK 30

РАЗЪЕМ 30
CONNECTOR 30

Tootekood Код *Part number*	Tüüp Тип *Type*	Pinge Напряжение *Tension*
PV830-00-00-000	STD	Max 250V
PV830-00-01-024	LED+VDR	24V
PV830-00-01-110	LED+VDR	110V
PV830-00-01-220	LED+VDR	220V

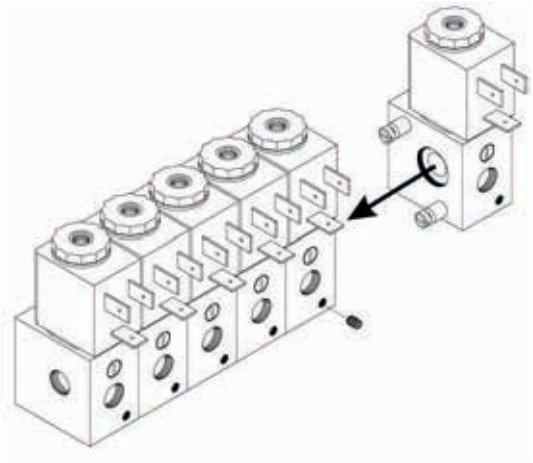

TEHNILINE INFO

ТЕХНИЧЕСКАЯ ИНФОРМАЦИЯ | *TECHNICAL INFORMATION*

Otstarve Применение *Fluid*	**Õlitatud või õlitamata suruõhk** Воздух и масло-воздух *Lubricated or non lubricated air*
Surve vahemik Рабочее давление | *Pressure range*	**0.. 10 bar**
Töötemperatuur Рабочая температура | *Temperature range*	**-10°C.. +50°C**
Korpuse materjal Материал корпуса | *Body material*	**Alumiinium** Алюминий | *Aluminium*
Nominaalne diameeter Номинальный диаметр | *Nominal diameter*	**1,5 mm**
Nominaalne vooluhulk [6bar] Номинальный расход [6 бар] *Nominal flow rate [6bar]*	**50 Nl/min**
Tihendid Уплотнение | *Gaskets*	**NBR**

1/8" – 3/2

START-VENTIIL
ПУСКОВОЙ РАСПРЕДЕЛИТЕЛЬ
START VALVE

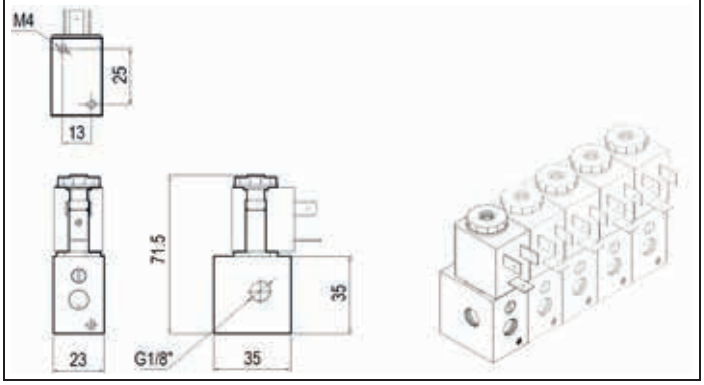

Tootekood Код *Part number*	Kirjeldus Описание *Description*	Skeem Схема *Scheme*
PV0518-50-3200	HV05-1 1/8 SOC 3/2 NC M	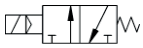
PV0518-50-3210	HV05-1 1/8 SOC 3/2 NO M	

1/8" – 3/2

MOODULVENTIIL
МОДУЛЬНЫЙ РАСПРЕДЕЛИТЕЛЬ
MODULAR VALVE

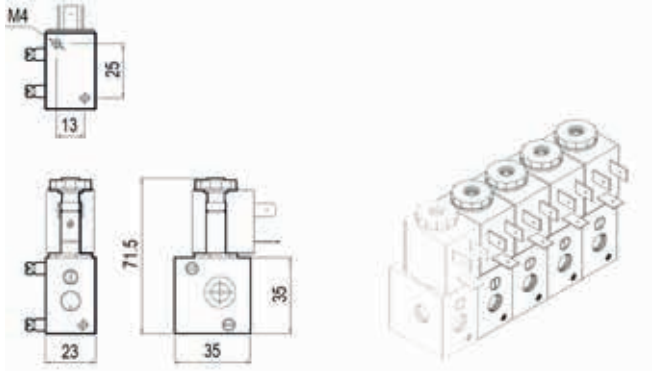

Tootekood Код *Part number*	Kirjeldus Описание *Description*	Skeem Схема *Scheme*
PV0519-50-3200	HV05-2 1/8 SOC 3/2 NC M	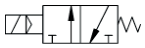
PV0519-50-3210	HV05-2 1/8 SOC 3/2 NO M	

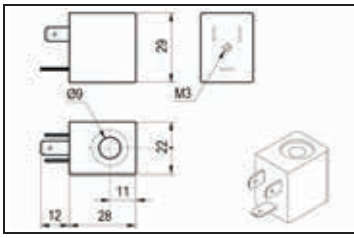

PV822-09

MÄHIS 22

СОЛЕНОИД 22
COIL 22

Tootekood Код *Part number*	Ø	**Võimsus** Мощность *Power*	**Pinge** Напряжение *Tension*
PV822-09-04-012	9 mm	4.2 W	12 VDC
PV822-09-04-024	9 mm	4.2 W	24 VDC
PV822-09-05-025	9 mm	5 VA	24 VAC
PV822-09-05-110	9 mm	5 VA	110 VAC
PV822-09-05-220	9 mm	5 VA	220 VAC

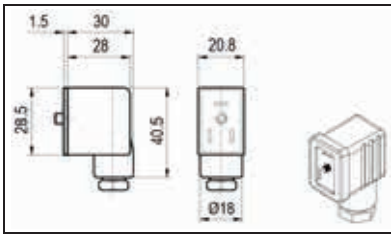

PV822-00

PISTIK 22

РАЗЪЕМ 22
CONNECTOR 22

Tootekood Код *Part number*	**Tüüp** Тип *Type*	**Pinge** Напряжение *Tension*
PV822-00-00-000	STD	Max 250V
PV822-00-01-024	LED+VDR	24V
PV822-00-01-110	LED+VDR	110V
PV822-00-01-220	LED+VDR	220V

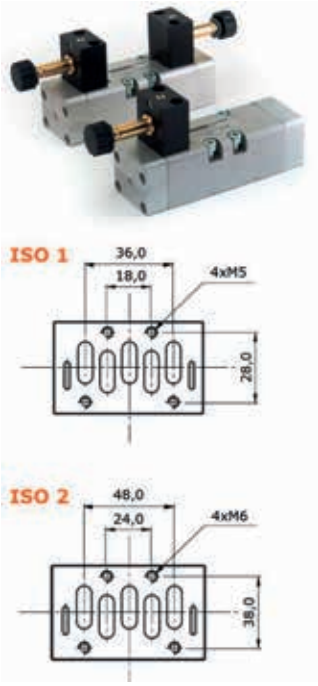

TEHNILINE INFO

ТЕХНИЧЕСКАЯ ИНФОРМАЦИЯ | *TECHNICAL INFORMATION*

Otstarve Применение Fluid	**Õlitatud või õlitamata suruõhk** Воздух и масло-воздух Lubricated or non-lubricated air
Surve vahemik Рабочее давление | *Pressure range*	**2,5.. 10 bar**
Töötemperatuur Рабочая температура | *Temperature range*	**-10°C.. +60°C**
Korpuse materjal Материал корпуса | *Body material*	**Alumiinium** Алюминий | *Aluminium*
Nominaalne diameeter Номинальный диаметр | *Nominal diameter*	**ISO 1: 7,5 mm | ISO 2: 9 mm**
Nominaalne vooluhulk [6bar] Номинальный расход [6 бар] *Nominal flow rate [6bar]*	**ISO 1- 1100 Nl/min | ISO 2- 2700 Nl/min**
Tihendid Уплотнение | *Gaskets*	**NBR**

ISO 1

ÕHUGA JUHITAV ISO 5599/1
ПНЕВМАТИЧЕСКОЕ УПРАВЛЕНИЕ ISO 5599/1
PNEUMATIC CONTROL ISO 5599/1

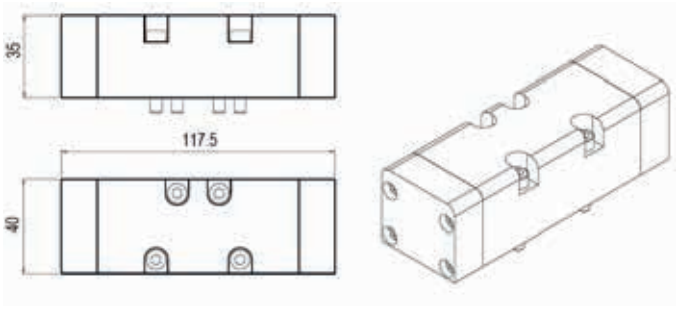

Tootekood Код *Part number*	Kirjeldus Описание *Description*	Skeem Схема *Scheme*
PV1451-60-5220	HV14 ISO1 PNC 5/2 OO M	
PV1451-60-5221	HV14 ISO1 PNC 5/2 OO B	
PV1451-60-5330	HV14 ISO1 PNC 5/3 CC M	
PV1451-60-5340	HV14 ISO1 PNC 5/3 OC M	
PV1451-60-5350	HV14 ISO1 PNC 5/3 PC M	

ISO 2

ÕHUGA JUHITAV ISO 5599/1
ПНЕВМАТИЧЕСКОЕ УПРАВЛЕНИЕ ISO 5599/1
PNEUMATIC CONTROL ISO 5599/1

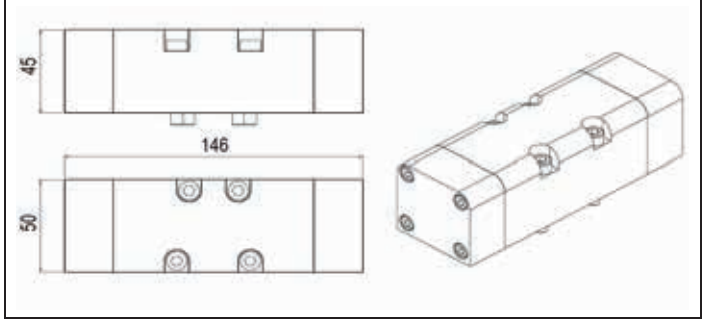

Tootekood Код *Part number*	Kirjeldus Описание *Description*	Skeem Схема *Scheme*
PV1452-60-5220	HV14 ISO2 PNC 5/2 OO M	
PV1452-60-5221	HV14 ISO2 PNC 5/2 OO B	
PV1452-60-5330	HV14 ISO2 PNC 5/3 CC M	
PV1452-60-5340	HV14 ISO2 PNC 5/3 OC M	
PV1452-60-5350	HV14 ISO2 PNC 5/3 PC M	

ISO 1

ELEKTRIGA JUHITAV ISO 5599/1
ЭЛЕКТРИЧЕСКОЕ УПРАВЛЕНИЕ ISO 5599/1
SOLENOID CONTROL ISO 5599/1

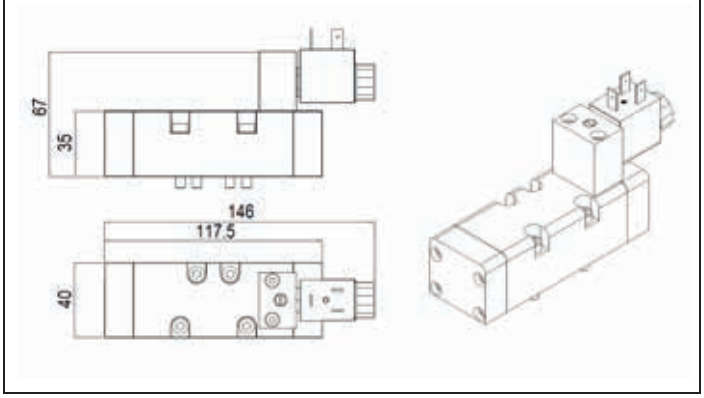

Tootekood Код *Part number*	Kirjeldus Описание *Description*	Skeem Схема *Scheme*
PV1451-50-5220	HV14 ISO1 SOC 5/2 OO M	

ISO 2

ELEKTRIGA JUHITAV ISO 5599/1
ЭЛЕКТРИЧЕСКОЕ УПРАВЛЕНИЕ ISO 5599/1
SOLENOID CONTROL ISO 5599/1

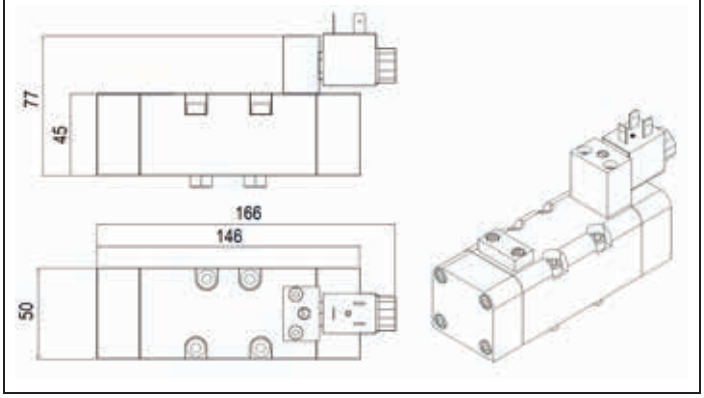

Tootekood Код *Part number*	Kirjeldus Описание *Description*	Skeem Схема *Scheme*
PV1452-50-5220	HV14 ISO2 SOC 5/2 OO M	

ISO 1

ELEKTRIGA JUHITAV ISO 5599/1
ЭЛЕКТРИЧЕСКОЕ УПРАВЛЕНИЕ ISO 5599/1
SOLENOID CONTROL ISO 5599/1

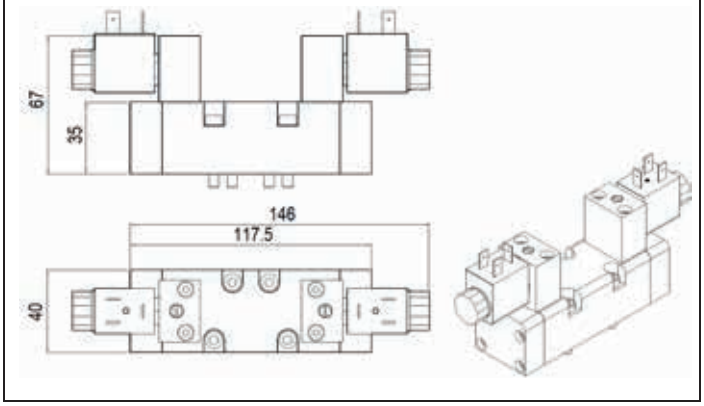

Tootekood Код *Part number*	Kirjeldus Описание *Description*	Skeem Схема *Scheme*
PV1451-50-5221	HV14 ISO1 SOC 5/2 OO B	
PV1451-50-5330	HV14 ISO1 SOC 5/3 CC M	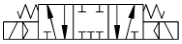
PV1451-50-5340	HV14 ISO1 SOC 5/3 OC M	
PV1451-50-5350	HV14 ISO1 SOC 5/3 PC M	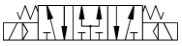

ISO 2

ELEKTRIGA JUHITAV ISO 5599/1
ЭЛЕКТРИЧЕСКОЕ УПРАВЛЕНИЕ ISO 5599/1
SOLENOID CONTROL ISO 5599/1

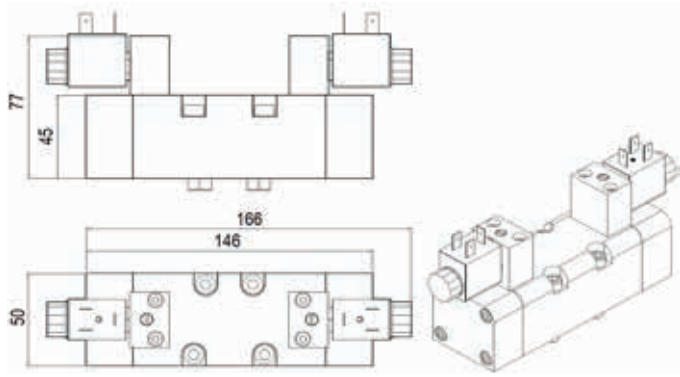

Tootekood Код *Part number*	Kirjeldus Описание *Description*	Skeem Схема *Scheme*
PV1452-50-5221	HV14 ISO2 SOC 5/2 OO B	
PV1452-50-5330	HV14 ISO2 SOC 5/3 CC M	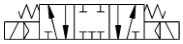
PV1452-50-5340	HV14 ISO2 SOC 5/3 OC M	
PV1452-50-5350	HV14 ISO2 SOC 5/3 PC M	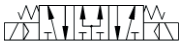

PV1451-9400

ÜHENE ALUSPLAAT ISO 1
ПРИСОЕДЕНИТЕЛЬНАЯ ПЛИТА ISO 1
SINGLE SUB-BASE ISO 1

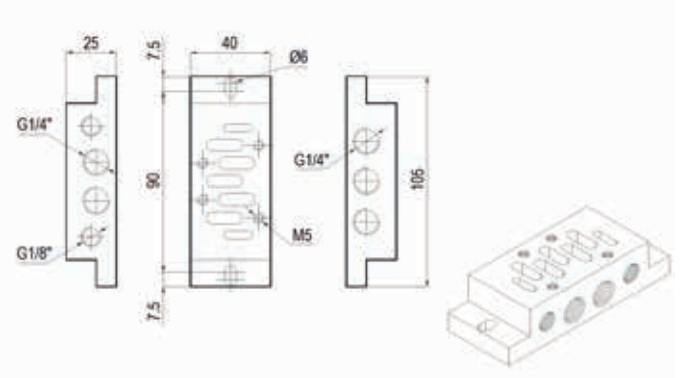

PV1452-9400

ÜHENE ALUSPLAAT ISO 2
ПРИСОЕДЕНИТЕЛЬНАЯ ПЛИТА ISO 2
SINGLE SUB-BASE ISO 2

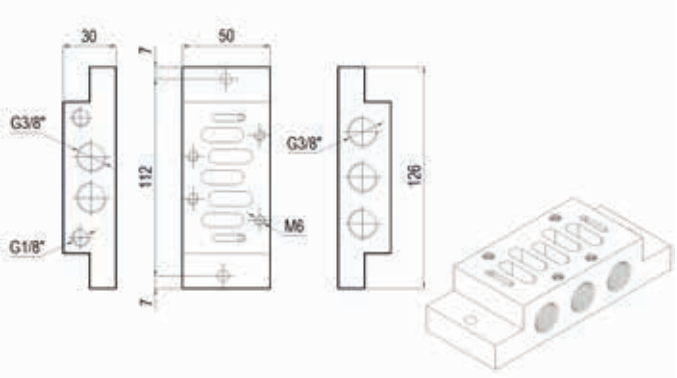

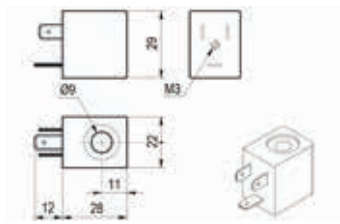

PV822-09

MÄHIS 22

СОЛЕНОИД 22
COIL 22

Tootekood Код *Part number*	Ø	Võimsus Мощность *Power*	Pinge Напряжение *Tension*
PV822-09-04-012	9 mm	4.2 W	12 VDC
PV822-09-04-024	9 mm	4.2 W	24 VDC
PV822-09-05-025	9 mm	5 VA	24 VAC
PV822-09-05-110	9 mm	5 VA	110 VAC
PV822-09-05-220	9 mm	5 VA	220 VAC

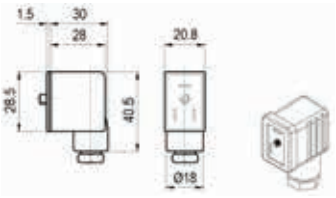

PV822-00

PISTIK 22

РАЗЪЕМ 22
CONNECTOR 22

Tootekood Код *Part number*	Tüüp Тип *Type*	Pinge Напряжение *Tension*
PV822-00-00-000	STD	Max 250V
PV822-00-01-024	LED+VDR	24V
PV822-00-01-110	LED+VDR	110V
PV822-00-01-220	LED+VDR	220V

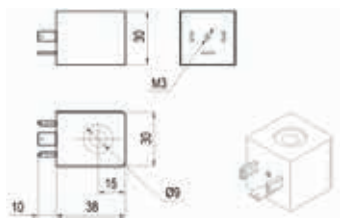

PV830-09

MÄHIS 30

СОЛЕНОИД 30
COIL 30

Tootekood Код *Part number*	Ø	Võimsus Мощность *Power*	Pinge Напряжение *Tension*
PV830-09-02-024	9 mm	2 W	24 VDC
PV830-09-05-025	9 mm	5 VA	24 VAC
PV830-09-05-110	9 mm	5 VA	110 VAC
PV830-09-05-220	9 mm	5 VA	220 VAC

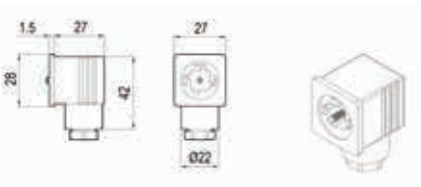

PV830-00

PISTIK 30

РАЗЪЕМ 30
CONNECTOR 30

Tootekood Код *Part number*	Tüüp Тип *Type*	Pinge Напряжение *Tension*
PV830-00-00-000	STD	Max 250V
PV830-00-01-024	LED+VDR	24V
PV830-00-01-110	LED+VDR	110V
PV830-00-01-220	LED+VDR	220V

TEHNILINE INFO

ТЕХНИЧЕСКАЯ ИНФОРМАЦИЯ | *TECHNICAL INFORMATION*

Otstarve Применение *Fluid*	**Õlitatud või õlitamata suruõhk** Воздух и масло-воздух *Lubricated or non-lubricated air*
Töösurve, monostabiilne [M] Рабочее давление, моностабильный [M] *Working pressure, monostable [M]*	**2.5 – 10 bar**
Töösurve, bistabiilne [B] Рабочее давление, бистабильный [M] *Working pressure, bistable [M]*	**1 – 10 bar**
Töötemperatuur Рабочая температура | *Temperature range*	**-10°C.. +60°C**
Korpuse materjal Материал корпуса *Body material*	**Alumiinium + plastik** Алюминий + пластик *Aluminium + plastic*
Nominaalne diameeter Номинальный диаметр | *Nominal diameter*	**7,5 mm**
Vooluhulk [6 bar ΔP=1 bar] Номинальный расход [6 бар ΔP=1 бар] *Nominal flow rate [6 bar ΔP=1 bar]*	**1100 Nl/min**

NAMUR

ÕHUGA JUHITAV
ПНЕВМАТИЧЕСКОЕ УПРАВЛЕНИЕ
PNEUMATIC CONTROL

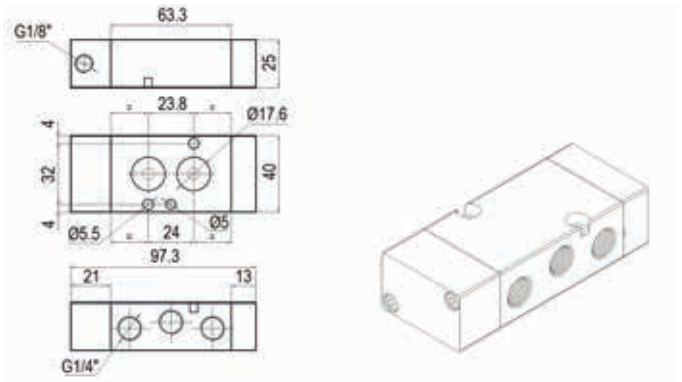

Tootekood Код *Part number*	Kirjeldus Описание *Description*	Skeem Схема *Scheme*
PV1504-60-3200	HV15 1/4 PNC 3/2 NC M	
PV1504-60-5220	HV15 1/4 PNC 5/2 OO M	

NAMUR

ÕHUGA JUHITAV
ПНЕВМАТИЧЕСКОЕ УПРАВЛЕНИЕ
PNEUMATIC CONTROL

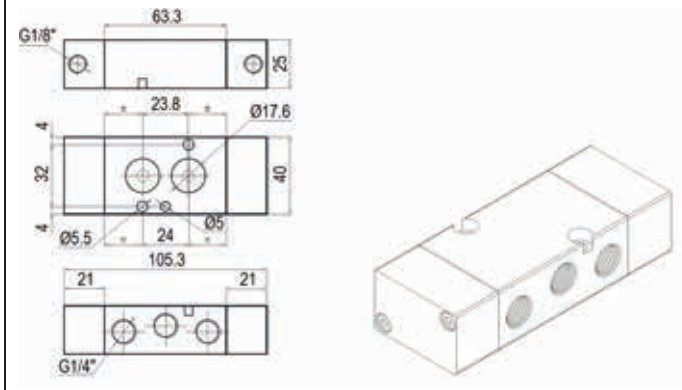

Tootekood Код *Part number*	Kirjeldus Описание *Description*	Skeem Схема *Scheme*
PV1504-60-3221	HV15 1/4 PNC 3/2 OO B	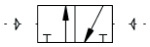
PV1504-60-5221	HV15 1/4 PNC 5/2 OO B	

NAMUR

ELEKTRIGA JUHITAV
ЭЛЕКТРИЧЕСКОЕ УПРАВЛЕНИЕ
SOLENOID CONTROL

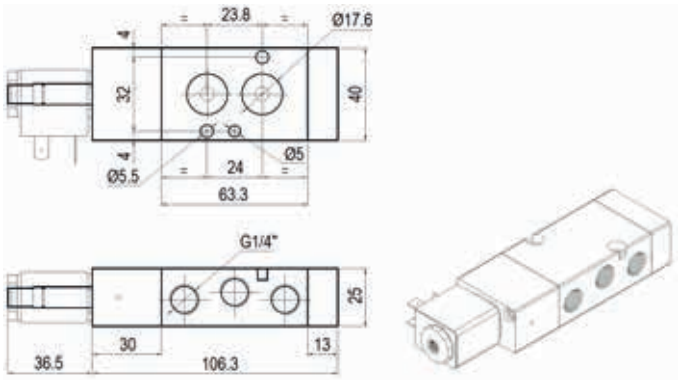

Tootekood Код *Part number*	Kirjeldus Описание *Description*	Skeem Схема *Scheme*
PV1504-50-3200	HV10 1/4 SOC 3/2 NC M	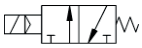
PV1504-50-5220	HV10 1/4 SOC 5/2 OO M	

NAMUR

ELEKTRIGA JUHITAV
ЭЛЕКТРИЧЕСКОЕ УПРАВЛЕНИЕ
SOLENOID CONTROL

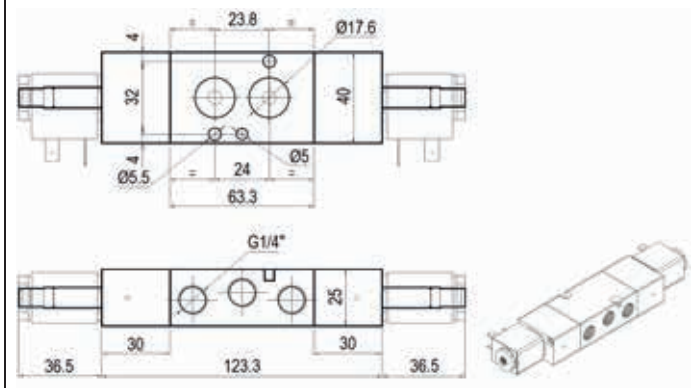

Tootekood Код *Part number*	Kirjeldus Описание *Description*	Skeem Схема *Scheme*
PV1504-50-3221	HV10 1/4 SOC 3/2 OO B	
PV1504-50-5221	HV10 1/4 SOC 5/2 OO B	

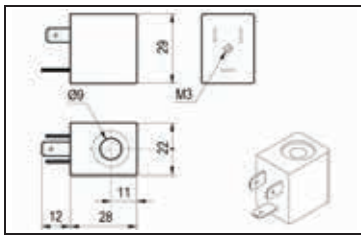

PV822-09

MÄHIS 22

СОЛЕНОИД 22
COIL 22

Tootekood Код *Part number*	Ø	Võimsus Мощность *Power*	Pinge Напряжение *Tension*
PV822-09-04-012	9 mm	4.2 W	12 VDC
PV822-09-04-024	9 mm	4.2 W	24 VDC
PV822-09-05-025	9 mm	5 VA	24 VAC
PV822-09-05-110	9 mm	5 VA	110 VAC
PV822-09-05-220	9 mm	5 VA	220 VAC

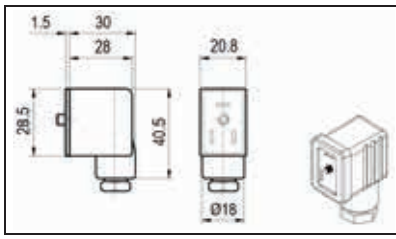

PV822-00

PISTIK 22

РАЗЪЕМ 22
CONNECTOR 22

Tootekood Код *Part number*	Tüüp Тип *Type*	Pinge Напряжение *Tension*
PV822-00-00-000	STD	Max 250V
PV822-00-01-024	LED+VDR	24V
PV822-00-01-110	LED+VDR	110V
PV822-00-01-220	LED+VDR	220V



ACL 106

2/2 NC

Min 0 bar
Max 80 bar

Tootekood Код *Part number*	**Keere** Резьба *Thread*	**Ava Ø** Отверстие Ø *Orifice Ø*	**Diferentsiaalrõhk** Перепад давления *Differential pressure*		**Tihend** Уплотнение *Gasket*	**Töötemperatuur** Рабочая температура *Temperature range*
PV07-106-BB35	G 1/4" F	3,5 mm	DC=8 bar	AC=10 bar	NBR	-10.. +90°C
PV07-106-BV35	G 1/4" F	3,5 mm	DC=8 bar	AC=10 bar	Viton®	-10.. +130°C
PV07-106-DB35	G 1/2" F	3,5 mm	DC=8 bar	AC=10 bar	NBR	-10.. +90°C
PV07-106-DV35	G 1/2" F	3,5 mm	DC=8 bar	AC=10 bar	Viton®	-10.. +130°C
PV07-106-DW52	G 1/2" F	5,2 mm	DC=1,8 bar	AC=4 bar	PTFE	-10.. +160°C

Mähis Соленоид *Coil*	**Kirjeldus** Описание *Description*
PV830-13-10-012	30 D=13mm 12VDC-10W
PV830-13-10-024	30 D=13mm 24VDC-10W
PV830-13-16-025	30 D=13mm 24VAC-16VA
PV830-13-15-220	30 D=13mm 220VAC-15VA

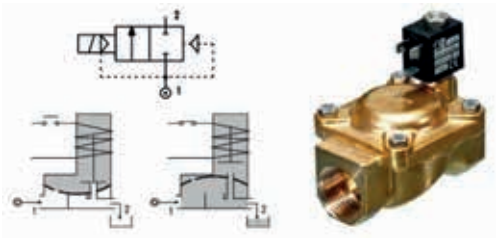

ACL 107

2/2 NC

Min 0,15 bar
Max 25 bar

Tootekood Код *Part number*	**Keere** Резьба *Thread*	**Ava Ø** Отверстие Ø *Orifice Ø*	**Diferentsiaalrõhk** Перепад давления *Differential pressure*		**Tihend** Уплотнение *Gasket*	**Töötemperatuur** Рабочая температура *Temperature range*
PV07-107-BB10	G 1/4" F	10,0 mm	DC=15 bar	AC=15 bar	NBR	-10.. +90°C
PV07-107-BV10	G 1/4" F	10,0 mm	DC=15 bar	AC=15 bar	Viton®	-10.. +130°C
PV07-107-DB12	G 1/2" F	12,0 mm	DC=15 bar	AC=15 bar	NBR	-10.. +90°C
PV07-107-DV12	G 1/2" F	12,0 mm	DC=15 bar	AC=15 bar	Viton®	-10.. +130°C
PV07-107-EB18	G 3/4" F	18,0 mm	DC=13 bar	AC=13 bar	NBR	-10.. +90°C
PV07-107-EV18	G 3/4" F	18,0 mm	DC=13 bar	AC=13 bar	Viton®	-10.. +130°C
PV07-107-FB25	G 1" F	24,0 mm	DC=10 bar	AC=10 bar	NBR	-10.. +90°C
PV07-107-GB30	G 11/4" F	30,0 mm	DC=10 bar	AC=10 bar	NBR	-10.. +90°C
PV07-107-HB37	G 11/2" F	37,0 mm	DC=10 bar	AC=10 bar	NBR	-10.. +90°C
PV07-107-IB50	G 2" F	50,0 mm	DC=10 bar	AC=10 bar	NBR	-10.. +90°C

Mähis 1/4"-1¼" Соленоид *Coil*	**Kirjeldus** Описание *Description*
PV822-10-07-012	22 D=10mm 12VDC 6,5W
PV822-10-07-024	22 D=10mm 24VDC 6,5W
PV822-10-07-025	22 D=10mm 24VDC 8VA
PV822-10-08-220	22 D=10mm 230VAC 8VA

Mähis 1½"-2" Соленоид *Coil*	**Kirjeldus** Описание *Description*
PV830-13-10-012	30 D=13mm 12VDC-10W
PV830-13-10-024	30 D=13mm 24VDC-10W
PV830-13-16-025	30 D=13mm 24VAC-16VA
PV830-13-15-220	30 D=13mm 220VAC-15VA

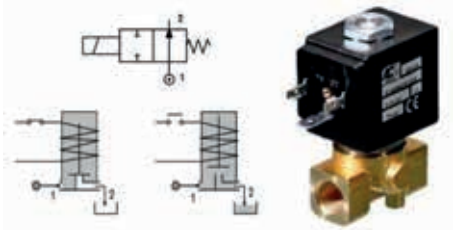

ACL 206

2/2 NO

Min 0 bar
Max 50 bar

Tootekood Код *Part number*	Keere Резьба *Thread*	Ava Ø Отверстие Ø *Orifice Ø*	Diferentsiaalrõhk Перепад давления *Differential pressure*		Tihend Уплотнение *Gasket*	Töötemperatuur Рабочая температура *Temperature range*
PV07-206-BV35	G 1/4" F	3,5 mm	DC=4 bar	AC=7 bar	Viton®	-10.. +130°C
PV07-206-DV35	G 1/2" F	3,5 mm	DC=4 bar	AC=7 bar	Viton®	-10.. +130°C

Mähis Соленоид *Coil*	Kirjeldus Описание *Description*
PV830-13-10-012	30 D=13mm 12VDC-10W
PV830-13-10-024	30 D=13mm 24VDC-10W
PV830-13-16-025	30 D=13mm 24VAC-16VA
PV830-13-15-220	30 D=13mm 220VAC-15VA

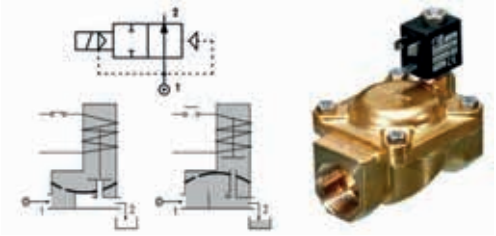

ACL 207

2/2 NO

Min 0,15 bar
Max 25 bar

Tootekood Код *Part number*	Keere Резьба *Thread*	Ava Ø Отверстие Ø *Orifice Ø*	Diferentsiaalrõhk Перепад давления *Differential pressure*		Tihend Уплотнение *Gasket*	Töötemperatuur Рабочая температура *Temperature range*
PV07-207-BB10	G 1/4" F	10,0 mm	DC=15 bar	AC=15 bar	NBR	-10.. +90°C
PV07-207-BV10	G 1/4" F	10,0 mm	DC=15 bar	AC=15 bar	Viton®	-10.. +130°C
PV07-207-DB12	G 1/2" F	12,0 mm	DC=15 bar	AC=15 bar	NBR	-10.. +90°C
PV07-207-DV12	G 1/2" F	12,0 mm	DC=15 bar	AC=15 bar	Viton®	-10.. +130°C
PV07-207-FB25	G 1" F	24,0 mm	DC=10 bar	AC=10 bar	NBR	-10.. +90°C
PV07-207-FV25	G 1" F	24,0 mm	DC=10 bar	AC=10 bar	Viton®	-10.. +130°C

Mähis 1/4"-1¼" Соленоид *Coil*	Kirjeldus Описание *Description*
PV822-10-07-012	22 D=10mm 12VDC 6,5W
PV822-10-07-024	22 D=10mm 24VDC 6,5W
PV822-10-07-025	22 D=10mm 24VDC 8VA
PV822-10-08-220	22 D=10mm 230VAC 8VA

Mähis 1½"-2" Соленоид *Coil*	Kirjeldus Описание *Description*
PV830-13-10-012	30 D=13mm 12VDC-10W
PV830-13-10-024	30 D=13mm 24VDC-10W
PV830-13-16-025	30 D=13mm 24VAC-16VA
PV830-13-15-220	30 D=13mm 220VAC-15VA

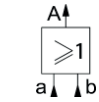

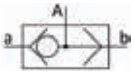

PV60-0000

LOOGIKAVENTIIL „VÕI“

ЛОГИЧЕСКИЙ КЛАПАН „ИЛИ“

SELECTOR VALVE „OR“

2.. 10 bar

-10°C.. +60°

Tootekood Код *Part number*	Tüüp Тип *Type*	Vooluhulk (6 bar) Поток (6 бар) *Flow rate (6 bar)*	Keere Резьба *Thread*
PV60-0000-02-02	HV60-OR	400 Nl/min	G 1/8"
PV60-0000-04-04	HV60-OR	1300 Nl/min	G 1/4"

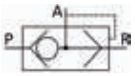

PV61-0002

KIIRTÜHJENDUSVENTIIL

СКОРОСПУСКОВЫЙ КЛАПАН

QUICK EXHAUST VALVE

1.. 10 bar

-10°C.. +70°

Tootekood Код *Part number*	Tüüp Тип *Type*	Keere Резьба *Thread*
PV61-0002-01-01	HV61	M5 F
PV61-0002-02-02	HV61	G 1/8" F
PV61-0002-04-04	HV61	G 1/4" F
PV61-0002-06-06	HV61	G 3/8" F
PV61-0002-08-08	HV61	G 1/2" F

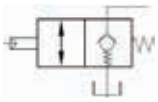

PV62-0002

STOP-VENTIIL

СТОП КЛАПАН

STOP VALVE

1.. 10 bar

-10°C.. +70°

Tootekood Код *Part number*	Tüüp Тип *Type*	Keere Резьба *Thread*
PV62-0002-02-02	HV62	G 1/8" F
PV62-0002-04-04	HV62	G 1/4" F
PV62-0002-06-06	HV62	G 3/8" F
PV62-0002-08-08	HV62	G 1/2" F

PV63-0000

LIUGVENTIIL 3/2

ЗАПОРНЫЙ КЛАПАН 3/2

SLIDE VALVE 3/2

0,3.. 10 bar

-10°C.. +70°

Tootekood Код *Part number*	Tüüp Тип *Type*	Keere Резьба *Thread*
PV63-0000-02-02	HV63	G 1/8" F
PV63-0000-04-04	HV63	G 1/4" F
PV63-0000-06-06	HV63	G 3/8" F
PV63-0000-08-08	HV63	G 1/2" F

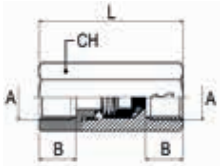

PV65-0000

TAGASILÖÖGIVENTIIL

ОБРАТНЫЙ КЛАПАН

NON RETURN VALVE

0,02.. 10 bar

-15°C.. +150°

Tootekood Код *Part number*	B	L	CH	Tihend Прокладка *Gasket*	Keere A Резьба A *Thread A*
PV65-0000-02-02	8.5	35.5	13	FKM	G 1/8" F
PV65-0000-04-04	11	43	17	FKM	G 1/4" F
PV65-0000-06-06	12	58	24	FKM	G 3/8" F
PV65-0000-08-08	15	63	24	FKM	G 1/2" F

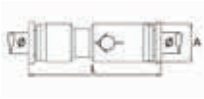

PV65-0201

TAGASILÖÖGIVENTIIL

ОБРАТНЫЙ КЛАПАН

NON RETURN VALVE

0,02.. 10 bar

0°C.. +60°

Tootekood Код *Part number*	A	L	Toru Ø Трубы Ø *Tube Ø*
PV65-0201-04-04	11	44	4 mm
PV65-0201-06-06	13	46	6 mm
PV65-0201-08-08	14.5	51	8 mm
PV65-0201-10-10	18	62	10 mm

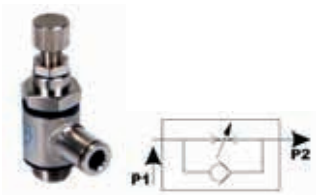

PV51-0000

DROSSEL SILINDRILE

ДРОССЕЛЬ ДЛЯ ЦИЛИНДРА

FLOW REGULATOR FOR CYLINDER

0.. 10 bar

-10°C.. +70°

Tootekood Код *Part number*	Tüüp Тип *Type*	Toru Ø Труба Ø *Tube Ø*	Keere Резьба *Thread*
PV51-0000-04-01	HV51-C	4 mm	M5
PV51-0000-04-02	HV51-C	4 mm	G 1/8"
PV51-0000-06-01	HV51-C	6 mm	M5
PV51-0000-06-02	HV51-C	6 mm	G 1/8"
PV51-0000-06-04	HV51-C	6 mm	G 1/4"
PV51-0000-08-02	HV51-C	8 mm	G 1/8"
PV51-0000-08-04	HV51-C	8 mm	G 1/4"
PV51-0000-10-04	HV51-C	10 mm	G 1/4"



PV51-0100

DROSSEL VENTIILILE

ДРОССЕЛЬ ДЛЯ КЛАПАНА

FLOW REGULATOR FOR VALVE

0.. 10 bar

-10°C.. +70°

Tootekood Код *Part number*	Tüüp Тип *Type*	Toru Ø Труба Ø *Tube Ø*	Keere Резьба *Thread*
PV51-0100-06-02	HV51-V	6 mm	G 1/8"
PV51-0100-06-04	HV51-V	6 mm	G 1/4"
PV51-0100-08-02	HV51-V	8 mm	G 1/8"
PV51-0100-08-04	HV51-V	8 mm	G 1/4"
PV51-0100-10-04	HV51-V	10 mm	G 1/4"

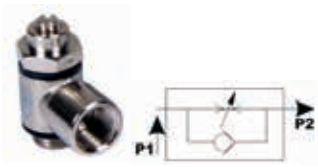

PV52-0001

DROSSEL SILINDRILE

ДРОССЕЛЬ ДЛЯ ЦИЛИНДРА

FLOW REGULATOR FOR CYLINDER

0.. 10 bar

-10°C.. +70°

Tootekood Код *Part number*	Tüüp Тип *Type*	Keere 1 Резьба 1 *Thread 1*	Keere 2 Резьба 2 *Thread 2*
PV52-0001-02-02	HV52-C	G 1/8" M	G 1/8" F
PV52-0001-04-04	HV52-C	G 1/4" M	G 1/4" F
PV52-0001-06-06	HV52-C	G 3/8" M	G 3/8" F
PV52-0001-08-08	HV52-C	G 1/2" M	G 1/2" F

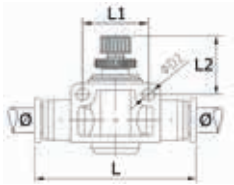

PV53-0003

MINIDROSSEL

ОДНОНАПРАВЛЕННЫЙ ДРОССЕЛЬ

UNI-DIRECTIONAL FLOW REGULATOR

0.. 10 bar

-5°C.. +60°

Tootekood Код *Part number*	Tüüp Тип *Type*	L	L1	L2	D2	Toru Ø Труба Ø *Tube Ø*
PV53-0003-04-04	HV53-U	40.5	14	16	3.2	4 mm
PV53-0003-06-06	HV53-U	48.7	20	25.5	4.3	6 mm
PV53-0003-08-08	HV53-U	54.4	22	25.5	4.3	8 mm
PV53-0003-10-10	HV53-U	64.3	26	29.5	4.3	10 mm

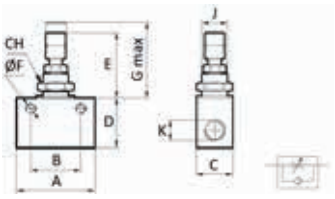

PV54-0002

ÜHESUUNALINE DROSSEL

ОДНОНАПРАВЛЕННЫЙ ДРОССЕЛЬ

UNI-DIRECTIONAL FLOW REGULATOR

2.. 10 bar

-10°C.. +80°C

Tootekood Код *Part number*	A	B	C	D	E	ØF	Vooluhulk Поток *Flow rate*	Keere K Резьба K *Thread K*
PV54-0002-01-01	25	18	12	20	23	4.5	130 Nl/min	M5
PV54-0002-02-02	35	24	15	22	24	4.5	450 Nl/min	G 1/8"
PV54-0002-04-04	40	24	20	30	26	4.5	600 Nl/min	G 1/4"
PV54-0002-06-06	45	30	22	35	31	6	1100 Nl/min	G 3/8"
PV54-0002-08-08	57	30	27	40	31	6	1400 Nl/min	G 1/2"
							*(6 bar)	

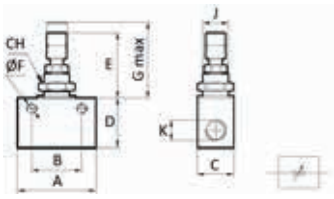

PV54-0202

KAHESUUNALINE DROSSEL

ДВУНАПРАВЛЕННЫЙ ДРОССЕЛЬ

BI-DIRECTIONAL FLOW REGULATOR

2.. 10 bar

-10°C.. +80°C

Tootekood Код *Part number*	A	B	C	D	E	ØF	Vooluhulk Поток *Flow rate*	Keere K Резьба K *Thread K*
PV54-0202-01-01	25	18	12	20	23	4.5	60 Nl/min	M5
PV54-0202-02-02	35	24	15	22	24	4.5	210 Nl/min	G 1/8"
PV54-0202-04-04	40	24	20	30	26	4.5	300 Nl/min	G 1/4"
PV54-0202-06-06	45	30	22	35	31	6	500 Nl/min	G 3/8"
PV54-0202-08-08	57	30	27	40	31	6	500 Nl/min	G 1/2"
							*(6 bar)	

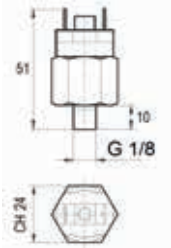

PV700210-48

RÕHULÜLITI ≤48V

РЕЛЕ ДАВЛЕНИЯ ≤48V

PRESSURE SWITCH ≤48V

Max 0,5A
1.. 10 bar
-10°C.. +60°

Tootekood Код *Part number*	Funktsioon Функция *Function*	Tolerants Допуск *Tolerance*	Membraan Мембрана *Diaphragm*	Keere Резьба *Thread*
PV700210-048-0	NO	0,5bar	NBR	R 1/8" M
PV700210-048-1	NC	0,5bar	NBR	R 1/8" M

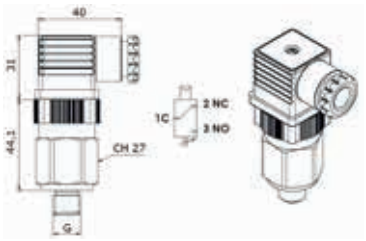

PV720210-250

RÕHULÜLITI ≤220V

РЕЛЕ ДАВЛЕНИЯ ≤220V

PRESSURE SWITCH ≤220V

Max 3,0A
1.. 12 bar
-10°C.. +60°

Tootekood Код *Part number*	Funktsioon Функция *Function*	Tolerants Допуск *Tolerance*	Membraan Мембрана *Diaphragm*	Keere G Резьба G *Thread G*
PV700210-250-2	NC/NO	0,5bar	FKM	R 1/8" M

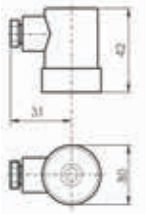

PV700210-0485

PISTIK ≤48V

РАЗЪЕМ ≤48V

CONNECTOR ≤48V

PV700210-0486

PISTIK ≤48V

КРЫШКА ≤48V

CAP ≤48V

PV74

ÜLERÕHUVENTIIL

ПРЕДОХРАНИТЕЛЬНЫЙ КЛАПАН

SAFETY VALVE

FKM -20°C.. +200°C
NBR -10°C.. +90°C

Tootekood Код *Part number*	Vahemik Диапазон *Range*	Membraan Диафрагма *Diaphragm*	Keere Резьба *Thread*
PV74-0107-04	1 – 6.5 bar	FKM	G 1/4" M
PV74-0318-04	3 – 12 bar	NBR	R 1/4" M
PV74-0318-06	3 – 12 bar	NBR	R 3/8" M
PV74-0318-08	3 – 12 bar	FKM	R 1/2" M

SURUÕHU HOOLDUSSEADMED

РОТОВКА ВОЗДУХА / AIR TREATMENT UNIT

HYDROSCAND

PU 0 lk 77

PU 1 lk 78

PU 2 lk 83

PU020

MINI-REGULAATOR

МИНИ-РЕГУЛЯТОР

MINI-REGULATOR

Max 15 bar
-10°C.. +50°

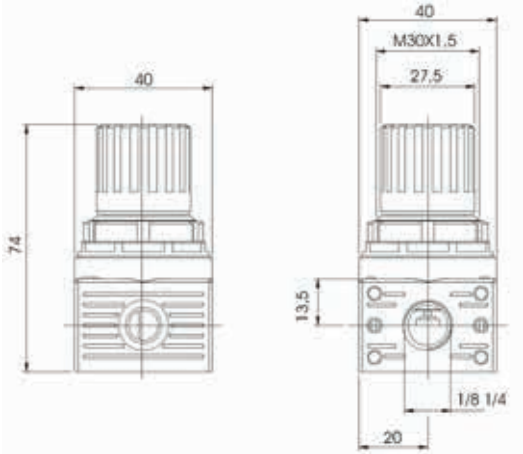

Tootekood STD Код СТД *Part number STD*	Vooluhulk* Поток * *Flow rate **	Vahemik Раб. давл. *Range*	Keere Резьба *Thread*
PU020-02-00-020	600 Nl/min	0-2 bar	G 1/8" F
PU020-02-00-040	600 Nl/min	0-4 bar	G 1/8" F
PU020-02-00-080	600 Nl/min	0-8 bar	G 1/8" F
PU020-04-00-020	600 Nl/min	0-2 bar	G 1/4" F
PU020-04-00-040	600 Nl/min	0-4 bar	G 1/4" F
PU020-04-00-080	600 Nl/min	0-8 bar	G 1/4" F

*6bar, ΔP 1bar

PU120

MINI-REGULAATOR VEELE

МИНИ-РЕГУЛЯТОР ДЛЯ ВОДЫ

MINI-REGULATOR FOR WATER

Max 15 bar
-10°C.. +50°

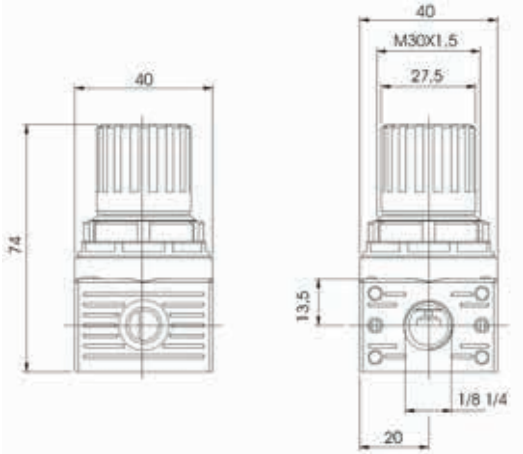

Tootekood STD Код СТД *Part number STD*	Vahemik Раб. давл. *Range*	Keere Резьба *Thread*
PU120-02-00-020	0-2 bar	G 1/8" F
PU120-02-00-040	0-4 bar	G 1/8" F
PU120-02-00-080	0-8 bar	G 1/8" F
PU120-04-00-020	0-2 bar	G 1/4" F
PU120-04-00-040	0-4 bar	G 1/4" F
PU120-04-00-080	0-8 bar	G 1/4" F

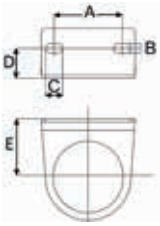

PU801

SEINAKLAMBER

КРЕПЕЖНЫЙ КРОНШТЕЙН

FIXING BRACKET

Tootekood Код *Part number*	A	B	C	D	E	Mõõt Размер *Size*
PU801-00-00	28	5.5	10	15	29	1/8"-1/4"

8365

MANOMEETER

МАНОМЕТР

PRESSURE GAUGE

Tootekood Код *Part number*	Ø	Vahemik Раб. давл. *Range*	Keere Резьба *Thread*
8365-40-03	40 mm	0-2.5 bar	R 1/8" M
8365-40-04	40 mm	0-4.0 bar	R 1/8" M
8365-40-06	40 mm	0-6.0 bar	R 1/8" M
8365-40-10	40 mm	0-10 bar	R 1/8" M
8365-40-12	40 mm	0-12 bar	R 1/8" M

ÜLDISED KASUTUSJUHISED

1. Mõeldud suruõhule, mitte süttivatele ja -mürgistele gaasidele.
2. U1 seeria ühenda alati vastavas järjekorras: filter-regulaator-õlitaja.
3. Enne regulaarset hooldust lase süsteemist rõhk välja.
4. Ühenda U1 seeria tarbijatele võimalikult lähedale.
5. Reguleerimisvahemik: 0-12 bar.
6. Maksimaalne sisendrõhk: 15 bar, 1,5 MPa, 218 psi, 1500 kPa.
7. Alati ühenda õhuvoolu suuna järgi, mis on U1 Seeria korpusele märgitud.
8. Vältida ühendamist kõrge vibratsiooniga või süsteemi kahjustavasse keskkonda.
9. Parima tulemuse saamiseks kasutada vastavalt torustiku mõõdule õiget suurust U1 seeriat.
10. Maksimaalne töötemperatuur survel 10 bar, 1 MPa, 145 psi, 1000 KPa: 50 °C - 122 °F.
11. Õlitajale tuleb enne surve sisse laskmist õli sisse kallata.
12. Soovituslikud õlitaja õli margid: ISO and UNI FD 22, es: Spinesso 22 (Esso), Tellusoil (Shell), Mobil DTE 22 (Mobil), Phydrusoil 22 (IP), Energol HLP 22 (BP).
13. Õlitajas ärge kasutage puhastusõli ega pidurivedelikku.
14. Parima õlituse saamiseks reguleerige õlitajat nii, et üks tilk õli antakse iga 300-600 Nl järel.
15. Regulaatori ja filter-regulaatori korral peab surveseadistust reguleerima survet suurendades (mitte alandades).

ИНСТРУКЦИЯ

1. Сфера применения: сжатый воздух, неядовитые и негорючие газообразные вещества.
2. При монтаже всегда соблюдайте правильную последовательность FRL (фильтр-регулятор-лубрикатор)
3. Перед началом периодического технического обслуживания всегда сбрасывайте давление в системе.
4. Расстояние между системой U1 и точкой потребления должно быть как можно короче.
5. Диапазон регулирования: 0-12 бар.
6. Максимальное входное давление: 15 бар, 1,5 МПа, 218 psi, 1500 кПа.
7. Убедитесь, что поток воздуха идет именно таким образом, как показывают стрелки на корпусе.
8. Не устанавливайте систему в местах, подверженных вибрации и прочим неблагоприятным воздействиям.
9. Для достижения наилучших результатов используйте соответствующую размеру трубы U1 Серию.
10. Рабочая температура при давлении в 10 бар, 1МПа, 145psi, 1000 кПа: 50°C /122°F.
11. Лубрикатор должен быть заполнен маслом до подачи давления в систему.
12. Рекомендуемые для лубрикатора марки масла: ISO and UNI FD 22, es: Spinesso 22 (Esso), Tellusoil (Shell), Mobil DTE 22 (Mobil), Phydrusoil 22 (IP), Energol HLP 22 (BP).
13. Не используйте растворители, чистящие или тормозные масла.
14. Для качественной смазки отрегулируйте лубрикатор таким образом, чтобы 1 капля подавалась каждые 300-600 л/мин.
15. Настройка давления в Регуляторе и Регуляторе фильтра должна закачиваться вращением ручки по часовой стрелке (увеличение давления)

GENERAL INSTRUCTION

1. *Suitable media: compressor air, non-poisonous and non-inflammable gaseous media.*
2. *Always use the combination of FIL-REG-LUB in the sequence.*
3. *Depressurize the FRL system before periodic maintenance.*
4. *Instal the system as near as possible to the point of use.*
5. *Regulation range: 0-12 bar.*
6. *Maximum inlet pressure: 15 bar, 1,5 MPa, 218 psi, 1500 kPa.*
7. *Always install the Series U1 with the arrows indicating direction of air flow.*
8. *Avoid installing the Series U1 system in positions subject to shock, vibration, or other types of stress.*
9. *For the best results we recommend using the Series U1 which corresponds to the size of the pipe.*
10. *Working temperature a 10 bar, 1 MPa, 145 psi, 1000 KPa: 50 °C - 122 °F.*
11. *The standard lubrificator must be filled before the system is pressurised.*
12. *Oil recommended for all lubrificators is ISO and UNI FD 22, es: Spinesso 22 (Esso), Tellusoil (Shell), Mobil DTE 22 (Mobil), Phydrusoil 22 (IP), Energol HLP 22 (BP).*
13. *Do not use cleaning oil, brake fluid oil or solvents.*
14. *For the best lubrification results, set the drip rate to approximately 1 drop per 300-600 NL through the adjusting knob.*
15. *In both the Regulator and Filter Regulator, the pressure setting must be upwards.*

ÜHENDAMISE KASUTUSJUHEND / ИНСТРУКЦИЯ ПО МОНТАЖУ / *ASSEMBLY INSTRUCTION*



KASUTUSJUHEND · ИНСТРУКЦИЯ ПО ЭКСПЛУАТАЦИИ · *INSTRUCTION*



EST: Surve reguleerimiseks tõmba nupp üles. Peale surve seadistamist suru nupp alla, et see lukustada.

RUS: Для регулировки давления снимите предохранитель потянув ручку вверх. После регулировки давления заблокируйте ручку, опустив вниз.

ENG: *Select pressure by pulling knob upward (to release). Once pressure has been selected, push knob downward (to clock).*

EST: Õli lisamise juhend – eemalda kork ning lisa õli.

RUS: Введение масла в – отвинтите пробку и добавьте масло.

ENG: *Introduction of oil adding to the standard container – unscrew the plug and add oil.*

EST: Poolautomaatne kondensaadi eraldi on rõhuta olekus avatud asendis; See tähendab, et kondensaat väljub automaatselt, kui kopsiku sees pole survet. Nuppu vajutades on kondensaadi eraldi avatud isegi, kui see on rõhu all. Nuppu keerates vastupäeva - kondensaadi eraldi on suletud asendis. Automaatne kondensaadi eraldi töötab ujukina, mis eraldab kondensaadi sõltumata survest.

RUS: Ручной/полуавтоматический сброс конденсата находится в открытом положении - он автоматически выпускает конденсат, когда нет давления внутри колбы. Нажатие на ручку позволяет вывести конденсат, даже если он находится под давлением. Чтобы перевести сливной клапан в закрытое положение поверните ручку против часовой стрелки. Автоматический сброс работает по принципу поплавка и сбрасывает конденсат по достижении определенного уровня, вне зависимости от наличия давления.

ENG: *The manual/semiautomatic condensate exhaust is normally in the open position; i.e. it exhaust automatically the condensate when there is no pressure inside of the bowl. Pressing the knob it is possible to exhaust the condensate even if it is on pressure, turning the knob in anticlockwise sense the exhaust is in the close position. The automatic condensate exhaust works as a float that exhausts the condensate when this reaches the programmed level without any relation to the pressure.*



EST: Õlitaja seadistamine. Esmakordsel kasutamisel ava kruvi täielikult. Oota kuni tekib esimene õlitilk, siis seadista kruvi nii, et üks tilk õli antakse iga 300-600 Nl järel.

RUS: Настройка подачи смазки. При первичном использовании лубрикатора откройте винт полностью. Дождитесь появления первой капли масла, а затем отрегулируйте винт таким образом, чтобы на каждые 300-600 Нл/мин подавалась 1 капля.

ENG: *Setting the lubrification. When the Lubricator is used for the first time, open the screw completely (ref. 32), wait for the oil to begin filling the small dome, and then adjust it accordingly in order to set the drip rate approximately to 1 drop per 300-600 Nl/min.*

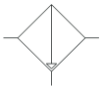

PU011

FILTER

ФИЛЬТР

FILTER

Max 15 bar
-10°C.. +50°

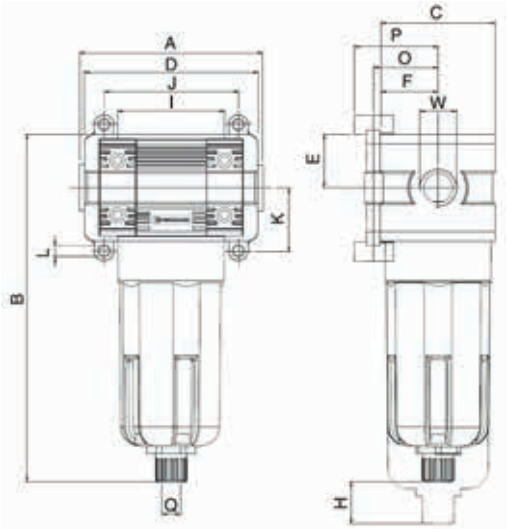

Tootekood STD Код СТД *Part number STD*	**Vooluhulk*** Поток * *Flow rate**	S/M A	**Filtreerimine** Фильтрация *Filtration*	**Keere W** Резьба W *Thread W*
PU011-04-05-001	1900 Nl/min	S/M	5 µm	G 1/4" F
PU011-04-20-001	1900 Nl/min	S/M	20 µm	G 1/4" F
PU011-06-05-001	3750 Nl/min	S/M	5 µm	G 3/8" F
PU011-06-20-001	3750 Nl/min	S/M	20 µm	G 3/8" F
PU011-08-05-001	3750 Nl/min	S/M	5 µm	G 1/2" F
PU011-08-20-001	3750 Nl/min	S/M	20 µm	G 1/2" F
PU011-08-20-002	3750 Nl/min	A	20 µm	G 1/2" F
PU011-12-20-001	6250 Nl/min	S/M	20 µm	G 3/4" F
PU011-12-20-002	6250 Nl/min	A	20 µm	G 3/4" F
PU011-16-20-001	6250 Nl/min	S/M	20 µm	G 1" F
PU011-16-20-002	6250 Nl/min	A	20 µm	G 1" F

**6bar, ΔP 1bar*

W	A	B	C	D	E	F	H	I	J	K	L	O	P	Q
1/4"	76	146	45	72	21	23	39	43	54	26	M4	26	33	1/8
3/8"	89	179	59	89	28	29	48	55	69	33	M5	32	39	1/8
1/2"	89	179	59	89	28	29	48	55	69	33	M5	32	39	1/8
3/4"	106	198	70	100	33	35	50	65	79	38	M6	39	45	1/8
1"	106	198	70	100	33	35	50	65	79	38	M6	39	45	1/8

S/M - Poolautomaatne tühjendus	Полуавтоматический сброс *Semiautomatic exhaust*
A - Automaatne tühjendus	Автоматический сброс *Automatic exhaust*

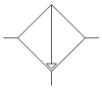

PU061

DEPURAATOR

КОАЛЕСЦЕНТНЫЙ ФИЛЬТР

COALESCER FILTER

Max 15 bar
-10°C.. +50°

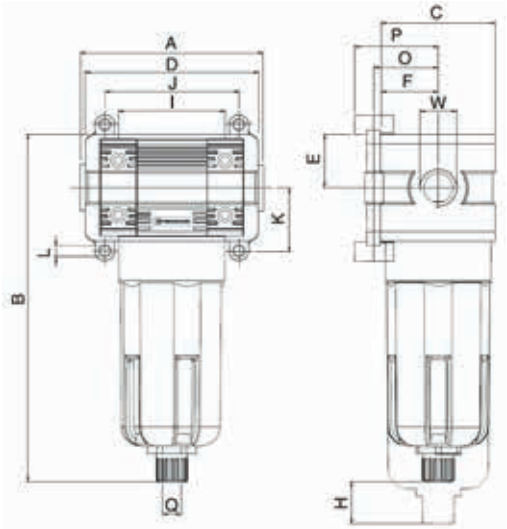

Tootekood STD Код СТД *Part number STD*	**Vooluhulk*** Поток * *Flow rate**	S/M A	**Filtreerimine** Фильтрация *Filtration*	**Keere W** Резьба W *Thread W*
PU061-04-01-001	700 Nl/min	S/M	0,01 µm	G 1/4" F
PU061-06-01-001	725 Nl/min	S/M	0,01 µm	G 3/8" F
PU061-08-01-001	725 Nl/min	S/M	0,01 µm	G 1/2" F
PU061-12-01-001	920 Nl/min	S/M	0,01 µm	G 3/4" F
PU061-16-01-001	920 Nl/min	S/M	0,01 µm	G 1" F

**6bar, ΔP 1bar*

W	A	B	C	D	E	F	H	I	J	K	L	O	P	Q
1/4"	76	146	45	72	21	23	39	43	54	26	M4	26	33	1/8
3/8"	89	179	59	89	28	29	48	55	69	33	M5	32	39	1/8
1/2"	89	179	59	89	28	29	48	55	69	33	M5	32	39	1/8
3/4"	106	198	70	100	33	35	50	65	79	38	M6	39	45	1/8
1"	106	198	70	100	33	35	50	65	79	38	M6	39	45	1/8

S/M - Poolautomaatne tühjendus	Полуавтоматический сброс *Semiautomatic exhaust*

Sisendõhk = 5 µm
Входной воздух = 5 µm
Inlet air = 5 µm

PU021

REGULAATOR

РЕГУЛЯТОР

REGULATOR

Max 15 bar

-10°C.. +50°

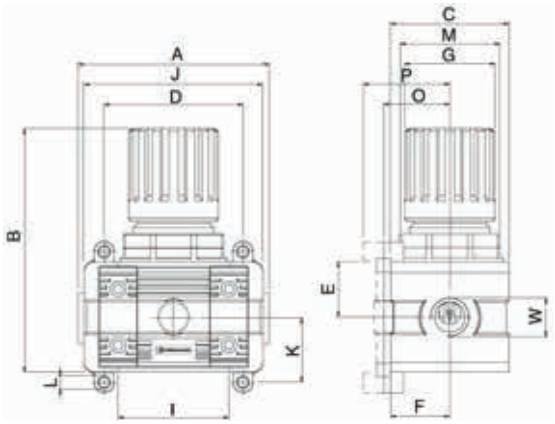

Tootekood STD Код СТД *Part number STD*	**Vooluhulk*** Поток * *Flow rate**	**Vahemik** Раб. давл. *Range*	**Keere W** Резьба W *Thread W*
PU021-04-00-040	2050 Nl/min	0-4 bar	G 1/4" F
PU021-04-00-080	2050 Nl/min	0-8 bar	G 1/4" F
PU021-04-00-120	2050 Nl/min	0-12 bar	G 1/4" F
PU021-06-00-120	3200 Nl/min	0-12 bar	G 3/8" F
PU021-08-00-040	3200 Nl/min	0-4 bar	G 1/2" F
PU021-08-00-080	3200 Nl/min	0-8 bar	G 1/2" F
PU021-08-00-120	3200 Nl/min	0-12 bar	G 1/2" F
PU021-12-00-120	6200 Nl/min	0-12 bar	G 3/4" F
PU021-16-00-120	6200 Nl/min	0-12 bar	G 1" F

**6bar, ΔP 1bar*

W	A	B	C	D	E	F	G	I	J	K	L	O	P	M
1/4"	76	97	45	72	21	23	36	43	54	26	M4	26	33	M32
3/8"	89	121	59	89	28	29	45	55	69	33	M5	32	39	M40
1/2"	89	121	59	89	28	29	45	55	69	33	M5	32	39	M40
3/4"	106	141	70	100	33	35	51	65	79	38	M6	39	45	M47
1"	106	141	70	100	33	35	51	65	79	38	M6	39	45	M47

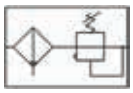

PU031

FILTER-REGULAATOR

ФИЛЬТР-РЕГУЛЯТОР

FILTER-REGULATOR

20 µm

Max 15 bar

-10°C.. +50°

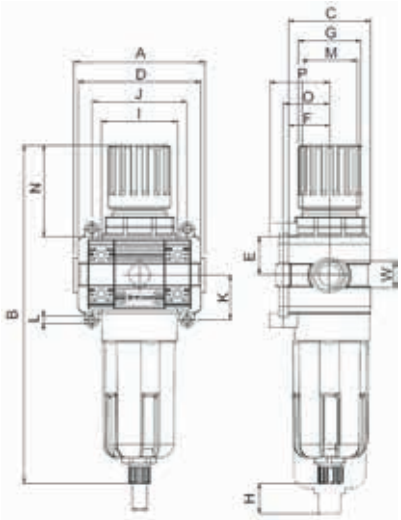

Tootekood STD Код СТД *Part number STD*	**Vooluhulk*** Поток * *Flow rate**	S/M A	**Vahemik** Раб. давл. *Range*	**Keere W** Резьба W *Thread W*
PU031-04-20-081	1650 Nl/min	S/M	0-8 bar	G 1/4"
PU031-04-20-121	1650 Nl/min	S/M	0-12 bar	G 1/4"
PU031-06-20-121	3000 Nl/min	S/M	0-12 bar	G 3/8"
PU031-08-20-081	3000 Nl/min	S/M	0-8 bar	G 1/2"
PU031-08-20-121	3000 Nl/min	S/M	0-12 bar	G 1/2"
PU031-08-20-122	3000 Nl/min	A	0-12 bar	G 1/2"
PU031-12-20-121	4500 Nl/min	S/M	0-12 bar	G 3/4"
PU031-16-20-121	4500 Nl/min	S/M	0-12 bar	G 1"
PU031-16-20-122	4500 Nl/min	A	0-12 bar	G 1"

**6bar, ΔP 1bar*

W	A	B	C	D	E	F	G	H	I	J	K	L	M	N	O	P
1/4"	76	198	45	72	21	23	36	39	43	54	26	M4	M32	52	26	33
3/8"	89	245	59	89	28	29	45	48	55	69	33	M5	M40	66	32	39
1/2"	89	245	59	89	28	29	45	48	55	69	33	M5	M40	66	32	39
3/4"	106	273	70	100	33	35	51	50	65	79	38	M6	M47	76	39	45
1"	106	273	70	100	33	35	51	50	65	79	38	M6	M47	76	39	45

S/M - Poolautomaatne tühjendus	Полуавтоматический сброс *Semiautomatic exhaust*
A - Automaatne tühjendus	Автоматический сброс *Automatic exhaust*

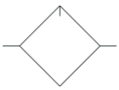

PU041

ÕLITAJA

МАСЛОРАСПЫЛИТЕЛЬ

LUBRICATOR

Max 15 bar
-10°C.. +50°

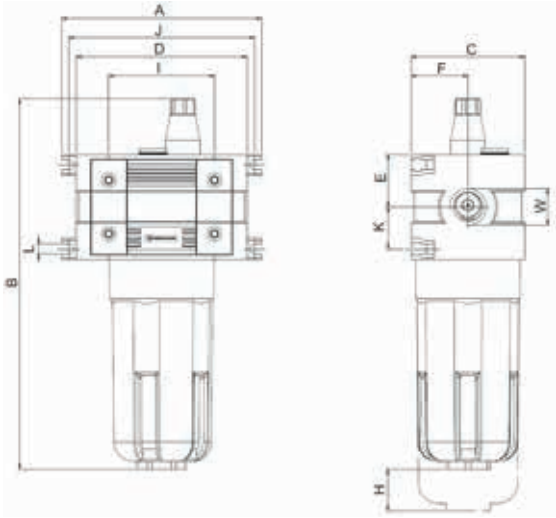

Tootekood Код *Part number*	Vooluhulk* Поток * *Flow rate**	Keere W Резьба W *Thread W*
PU041-04-00-000	2600 Nl/min	G 1/4" F
PU041-06-00-000	5600 Nl/min	G 3/8" F
PU041-08-00-000	5600 Nl/min	G 1/2" F
PU041-12-00-000	8200 Nl/min	G 3/4" F
PU041-16-00-000	8200 Nl/min	G 1" F

**6bar, ΔP 1bar*

W	A	B	C	D	E	F	H	I	J	K	L	M	O	P
1/4"	76	162	45	72	21	23	39	43	49	26	M4	29	26	33
3/8"	89	195	59	89	28	29	48	55	69	33	M5	29	32	39
1/2"	89	195	59	89	28	29	48	55	69	33	M5	29	32	39
3/4"	106	214	70	100	33	35	50	65	79	38	M6	29	39	45
1"	106	214	70	100	33	35	50	65	79	38	M6	29	39	45

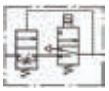

PU081

SUJUVA STARDI VENTIIL

КЛАПАН ПЛАВНОГО ПУСКА

SOFT START VALVE

Max 15 bar
-10°C.. +50°

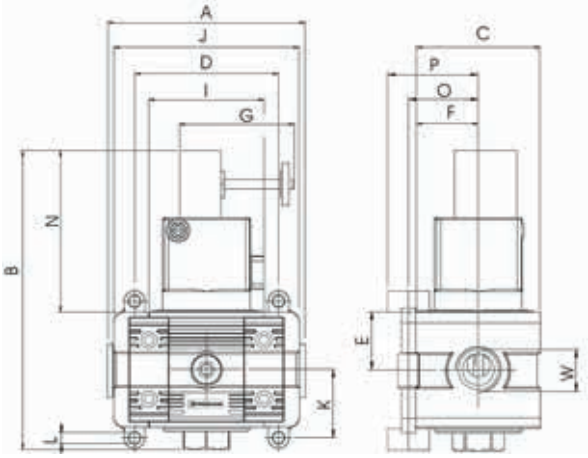

Tootekood Код *Part number*	Vooluhulk* Поток * *Flow rate**	Keere W Резьба W *Thread W*
PU081-08-72-000	3000 Nl/min	G 1/2" F
PU081-12-72-000	5200 Nl/min	G 3/4" F
PU081-16-72-000	5200 Nl/min	G 1" F

**6bar, ΔP 1bar*

W	A	B	C	D	E	F	G	I	J	K	L	M	N	O	P
1/2"	89	142	59	89	28	29	56	55	69	33	M5	1/4	77	32	39
3/4"	106	132	70	100	33	35	56	65	79	38	M6	3/8	77	39	45
1"	106	132	70	100	33	35	56	65	79	38	M6	3/8	77	39	45

PU051

MANUAALNE 3/2 VENTIIL

МАНУАЛЬНЫЙ ОТСЕЧНОЙ КЛАПАН

MANUAL SHUT-OFF VALVE

Max 15 bar
-10°C.. +50°

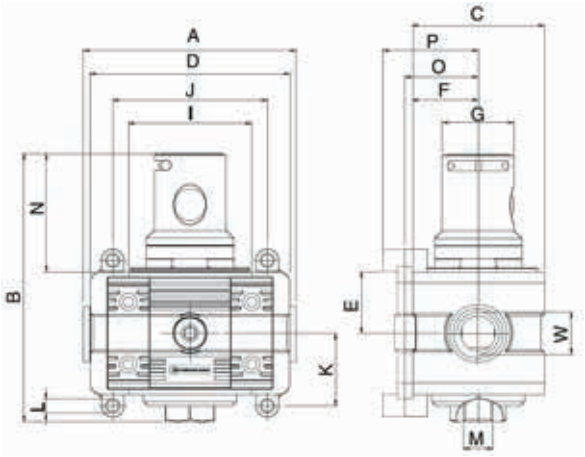

Tootekood Код *Part number*	Vooluhulk* Поток * *Flow rate**	Keere W Резьба W *Thread W*
PU051-04-70-000	1850 Nl/min	G 1/4" F
PU051-06-70-000	3000 Nl/min	G 3/8" F
PU051-08-70-000	3000 Nl/min	G 1/2" F
PU051-12-70-000	5200 Nl/min	G 3/4" F
PU051-16-70-000	5200 Nl/min	G 1" F

**6bar, ΔP 1bar*

W	A	B	C	D	E	F	G	I	J	K	L	M	N	O	P
1/4"	76	106	45	72	21	23	32	43	54	26	M4	1/8	53	26	33
3/8"	89	120	59	89	28	29	32	55	69	33	M5	1/4	53	32	39
1/2"	89	120	59	89	28	29	32	55	69	33	M5	1/4	53	32	39
3/4"	100	132	70	106	33	35	32	65	79	38	M6	3/8	53	39	45
1"	100	132	70	111	33	35	32	65	79	38	M6	3/8	53	39	45

PU051

ELEKTRILINE 3/2 VENTIIL

СОЛЕНОИДНЫЙ ОТСЕЧНОЙ КЛАПАН

SOLENOID SHUT-OFF VALVE

Max 15 bar
-10°C.. +50°

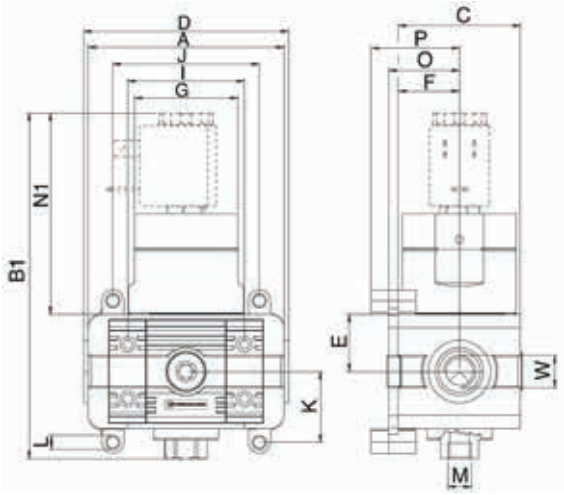

Tootekood Код *Part number*	Vooluhulk* Поток * *Flow rate**	Keere W Резьба W *Thread W*
PU051-04-72-000	1850 Nl/min	G 1/4" F
PU051-06-72-000	3000 Nl/min	G 3/8" F
PU051-08-72-000	3000 Nl/min	G 1/2" F
PU051-12-72-000	5200 Nl/min	G 3/4" F
PU051-16-72-000	5200 Nl/min	G 1" F

**6bar, ΔP 1bar*

W	A	B1	C	D	E	F	G	I	J	K	L	M	N1	O	P
1/4"	76	127	45	72	21	23	38	43	54	26	M4	1/8	74	26	33
3/8"	89	138	59	89	28	29	38	55	69	33	M5	1/4	70	32	39
1/2"	89	138	59	89	28	29	38	55	69	33	M5	1/4	70	32	39
3/4"	106	145	70	100	33	35	38	65	79	38	M6	3/8	66	39	45
1"	106	145	70	100	33	35	38	65	79	38	M6	3/8	66	39	45

PU101

VÄLJAVÕTTEPLAAT

РАЗДАТЧИК ВОЗДУХА

AIR DISTRIBUTOR

Tootekood Код *Part number*	Keere Резьба *Thread*	Mõõt Размер *Size*
PU101-00-04	2x G 1/4" F	1/4"
PU101-00-08	2x G 1/4" F	3/8" – 1/2"
PU101-00-12	2x G 3/8" F	3/4" – 1"

PU321

FILTRI KOPSIK

КОЛБА ДЛЯ ФИЛЬТРА

FILTER BOWL

Tootekood Код *Part number*	S/M A	Mõõt Размер *Size*
PU321-04-01	S/M	1/4"
PU321-08-01	S/M	3/8" – 1/2"
PU321-12-01	S/M	3/4" – 1"

PU301

FILTRIKASSETT

СМЕННЫЙ ФИЛЬТР

FILTER CARTRIDGE

Tootekood Код *Part number*	Mõõt Размер *Size*	Filtreerimine Фильтрация *Filtration*
PU301-04-05	1/4"	5 µm
PU301-04-20	1/4"	20 µm
PU301-08-05	1/2"	5 µm
PU301-08-20	1/2"	20 µm
PU301-16-05	1"	5 µm
PU301-16-20	1"	20 µm

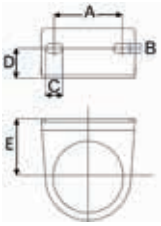

PU80

SEINAKLAMBER

КРЕПЕЖНЫЙ КРОНШТЕЙН

FIXING BRACKET

Tootekood Код *Part number*	A	B	C	D	E	Mõõt Размер *Size*
PU801-00-00	28	5.5	10	15	29	1/4"
PU802-00-00	40	5.5	10	18	35	3/8" – 1/2"
PU803-00-00	50	5.5	10	20	39	3/4" – 1"

5C19-903

PNEUMAATIKA ÕLI 1l

ПНЕВМАТИЧЕСКОЕ МАСЛО

PNEUMATIC OIL

-10°C +150°C / 25 cSt (40°)

Tootekood Код *Part number*	
5C19-903-1571	Amoil 25
5C19-903-157190	Toidukvaliteediga Для пищевых продуктов / *Food quality* FDA-21CFR: 170-189, 178.3570, 172.878, 178.3620

8365

MANOMEETER

МАНОМЕТР

PRESSURE GAUGE

UNI EN 837.1
-20.. +60°C

Tootekood Код *Part number*	Ø	Vahemik Раб. давл. *Range*	Keere Резьба *Thread*
8365-40-03	40 mm	0-2.5 bar	R 1/8" M
8365-40-04	40 mm	0-4.0 bar	R 1/8" M
8365-40-06	40 mm	0-6.0 bar	R 1/8" M
8365-40-10	40 mm	0-10 bar	R 1/8" M
8365-40-12	40 mm	0-12 bar	R 1/8" M
8365-50-004	50 mm	0-4.0 bar	R 1/8" M
8365-50-010	50 mm	0-10 bar	R 1/8" M
8365-50-012	50 mm	0-12 bar	R 1/8" M

ÜLDISED KASUTUSJUHISED

1. Mõeldud suruõhule, mitte süttivatele ja - mürgistele gaasidele.
2. U2 seeria ühenda alati vastavas järjekorras: filter-regulaator-õlitaja.
3. Enne regulaarset hooldust lase süsteemist rõhk välja.
4. Ühenda U2 seeria tarbijatele võimalikult lähedale.
5. Reguleerimisvahemik: 0-12 bar.
6. Maksimaalne sisendrõhk: 18 bar, 1,8 MPa, 261 psi, 1800 kPa.
7. Alati ühenda õhuvoolu suuna järgi, mis on U2 seeria korpusele märgitud.
8. Vältida ühendamist kõrge vibratsiooniga või süsteemi kahjustavasse keskkonda.
9. Parima tulemuse saamiseks kasutada vastavalt torustiku mõõdule õiget suurust U2 seeriat.
10. Maksimaalne töötemperatuur survel 10 bar, 1 MPa, 145 psi, 1000 KPa: 50 °C - 122 °F.
11. Õlitajale tuleb enne surve sisse laskmist õli sisse kallata.
12. Soovituslikud õlitaja õli margid: ISO and UNI FD 22, es: Spinesso 22 (Esso), Tellusoil (Shell), Mobil DTE 22 (Mobil), Phydrusoil 22 (IP), Energol HLP 22 (BP).
13. Õlitajas ärge kasutage puhastusõli ega pidurivedelikku.
14. Parima õlituse saamiseks reguleerige õlitajat nii, et üks tilk õli antakse iga 300-600 Nl järel.
15. Regulaatorit ühendades 90° nurga alla, peab kasutama 5mm polte 3/8 ja 1/2 U2 seerial ning 3mm polte 1/4 U2 seerial.
16. Regulaatori ja filter-regulaatori korral peab surveseadistust reguleerima survet suurendades (mitte alandades).

ИНСТРУКЦИЯ

1. Сфера применения: сжатый воздух, неядовитые и негорючие газообразные вещества.
2. При монтаже всегда соблюдайте правильную последовательность FRL (фильтр-регулятор-лубрикатор)
3. Перед началом периодического технического обслуживания всегда сбрасывайте давление в системе.
4. Расстояние между системой U2 и точкой потребления должно быть как можно короче.
5. Диапазон регулирования: 0-12 бар.
6. Максимальное входное давление: 18 бар, 1,8 МПа, 261 psi, 1800 кПа.
7. Убедитесь, что поток воздуха идет именно таким образом, как показывают стрелки на корпусе.
8. Не устанавливайте систему в местах, подверженных вибрации и прочим неблагоприятным воздействиям.
9. Для достижения наилучших результатов используйте соответствующую размеру трубы U2 Серию.
10. Рабочая температура при давлении в 10 бар, 1МПа, 145psi, 1000 кПа: 50°C /122°F.
11. Лубрикатор должен быть заполнен маслом до подачи давления в систему.
12. Рекомендуемые для лубрикатора марки масла: ISO and UNI FD 22, es: Spinesso 22 (Esso), Tellusoil (Shell), Mobil DTE 22 (Mobil), Phydrusoil 22 (IP), Energol HLP 22 (BP).
13. Не используйте растворители, чистящие или тормозные масла.
14. Для качественной смазки отрегулируйте лубрикатор таким образом, чтобы 1 капля подавалась каждые 300-600 л/мин.
15. При установке регулятора под углом в 90°, используйте болты 5мм для 3/8 и 1/2, и 3мм для 1/8 и 1/4.
16. Настройка давления в Регуляторе и Регуляторе фильтра должна закачиваться вращением ручки по часовой стрелке (увеличение давления)

GENERAL INSTRUCTION

1. *Suitable media: compressor air, non-poisonous and non-inflammable gaseous media.*
2. *Always use the combination of FIL-REG-LUB in the sequence.*
3. *Depressurize the FRL system before periodic maintenance.*
4. *Instal the system as near as possible to the point of use.*
5. *Regulation range: 0-12 bar.*
6. *Maximum inlet pressure: 18 bar, 1,8 MPa, 261 psi, 1800 kPa.*
7. *Always install the Series U2 with the arrows indicating direction of air flow.*
8. *Avoid installing the Series U2 system in positions subject to shock, vibration, or other types of stress.*
9. *For the best results we recommend using the Series U2 which corresponds to the size of the pipe.*
10. *Working temperature a 10 bar, 1 MPa, 145 psi, 1000 KPa: 50 °C - 122 °F.*
11. *The standard lubrificator must be filled before the system is pressurised.*
12. *Oil recommended for all lubrificators is ISO and UNI FD 22, es: Spinesso 22 (Esso), Tellusoil (Shell), Mobil DTE 22 (Mobil), Phydrusoil 22 (IP), Energol HLP 22 (BP).*
13. *Do not use cleaning oil, brake fluid oil or solvents.*
14. *For the best lubrification results, set the drip rate to approximately 1 drop per 300-600 NL through the adjusting knob.*
15. *To assemble the 90° - rotated reduction gear, use screws that are 5 mm for 3/8 and 1/2, 3 mm for 1/8 and 1/4.*
16. *In both the Regulator and Filter Regulator, the pressure setting must be upwards.*

ÜHENDAMISE KASUTUSJUHEND / ИНСТРУКЦИЯ ПО МОНТАЖУ / *ASSEMBLY INSTRUCTION*

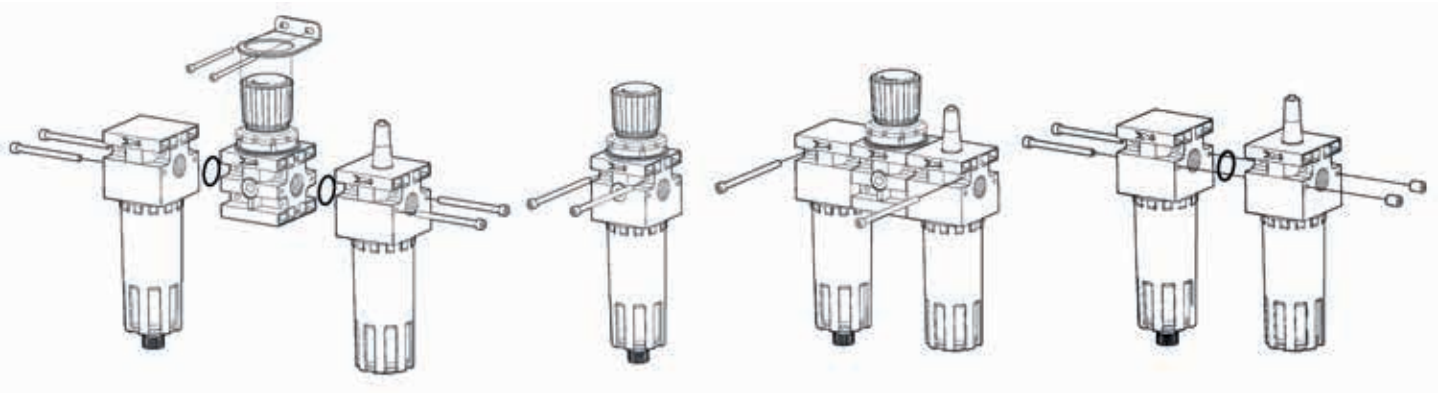

KASUTUSJUHEND · ИНСТРУКЦИЯ ПО ЭКСПЛУАТАЦИИ · *INSTRUCTION*

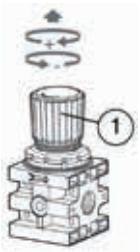

EST: Surve reguleerimiseks tõmba nupp (1) üles.

RUS: Для регулировки давления снимите предохранитель потянув ручку (1) вверх.

ENG: *Select pressure by pulling knob (1) upward (to release).*

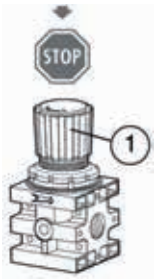

EST: Peale surve seadistamist suru nupp (1) alla, et see lukustada.

RUS: После регулировки давления заблокируйте ручку (1) опустив вниз.

ENG: *Once pressure has been selected, push knob (1) downward (to clock).*

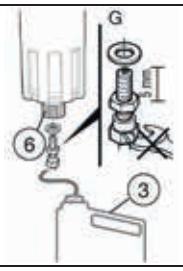

EST: Kondensaadi ära suunamiseks ühenda voolik äravooluliite (6) (keere 1/8") ja mahuti (3) vahele.

RUS: Для слива конденсата установите шланговое соединение между сливным клапаном (6) и емкостью (3).

ENG: *Establish a hose connection between the condensate discharge screw (6) (thread 1/8) and the collection receptade (3) (G= прокладка).*

EST: Äravooluliitel on kolm asendit (Vt. pilte 5-6-7).

RUS: Переключатель клапана имеет 3 позиции (см. рис. 5-6-7).

ENG: *Two different positions are available for condensate drain (see Figs. 5-6-7).*

EST: Asend A = avatud. Äravooluliide on avatud.

RUS: Положение A = открыт. Сливной клапан открыт.

ENG: *Switching position A= open. Discharge valve is opened.*

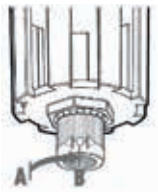

EST: Asend B = poolautomaatne (normaalasend). Survestatud olekus on suletud. Surveta olekus avatud.

RUS: Положение B = полуавтоматическая работа (состояние поставки) Сливной клапан под давлением закрыт, без давления открыт.

ENG: *Switching position B = semi-automatic operation (delivered condition). Discharge valve under pressure = closed. Discharge valve depressurized = open.*

EST: Asend C = suletud. Äravoolu liide on suletud.

RUS: Положение C = закрыт. Сливной клапан закрыт.

ENG: *Switching position C = closed. Discharge valve is closed.*

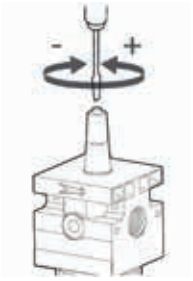

EST: Õlitaja seadistamine. Esmakordsel kasutamisel ava kruvi täielikult. Oota kuni tekib esimene õlitilk, siis seadista kruvi nii, et üks tilk õli antakse iga 300-600 Nl järel.
RUS: Настройка подачи смазки. При первичном использовании лубрикатора откройте винт полностью (деталь №32). Дождитесь появления первой капли масла, а затем отрегулируйте винт таким образом, чтобы на каждые 300-600 Нл/мин подавалась 1 капля.
ENG: *Setting the lubrification. When the Lubricator is used for the first time, open the screw completely (ref. 32), wait for the oil to begin filling the small dome, and then adjust it accordingly in order to set the drip rate approximately to 1 drop per 300-600 Nl/min.*

EST: Filterelemendi puhastamiseks või vahetamiseks eemalda kinnituspolt. Filtri kopsiku eemaldamiseks kasuta 24mm mutrivõtit. TÄHELEPANU: Enne kopsiku eemaldamist lase alati süsteemist surve maha.
RUS: Для очистки или замены фильтрующего элемента открутите болт. Для отсоединения колбы используйте гаечный ключ на 24 мм.
ВНИМАНИЕ: Перед отсоединением колбы всегда сбрасывайте давление в системе.
ENG: *To clean or replace the filter element unscrew the screen of the centrifugation assembly. A special key CH 24 is available to unscrew the bowl. NOTE: Never unscrew the bowls or other parts withput first depressurizing the FRL system.*

EST: Õli lisamise juhend.
TÄHELEPANU: Enne kopsiku eemaldamist lase alati süsteemist surve maha.

RUS: Введение масла в колбу.
ВНИМАНИЕ: Перед отсоединением колбы всегда сбрасывайте давление в системе.

ENG: *Introduction of oil in the standard container.*
NOTE: *Never unscrew the bowls or other parts withput first depressurizing the FRL system.*

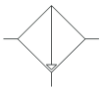

PU012

FILTER

ФИЛЬТР

FILTER

Max 18 bar

-10°C.. +50°

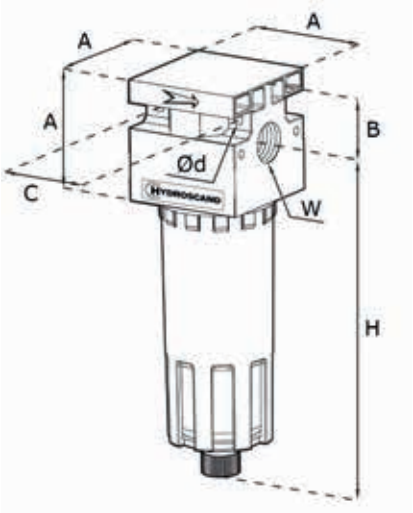

Tootekood STD Код СТД *Part number STD*	**Vooluhulk*** Поток * *Flow rate **	S/M A	**Filtreerimine** Фильтрация *Filtration*	Keere W Резьба W *Thread W*
PU012-04-20-001	1750 Nl/min	S/M	20 µm	G 1/4" F
PU012-04-20-002	1750 Nl/min	A	20 µm	G 1/4" F
PU012-08-20-001	4300 Nl/min	S/M	20 µm	G 1/2" F
PU012-08-20-002	4300 Nl/min	A	20 µm	G 1/2" F
PU012-16-20-001	11000 Nl/min	S/M	20 µm	G 1" F
PU012-16-20-002	11000 Nl/min	A	20 µm	G 1" F

**6bar, ΔP 0,36bar*

W	A	B	C	Ød	H
1/4"	42	21	32	4.8	120
1/2"	60	30	46	4.8	155
1"	80	40	66	6.2	195

S/M - Poolautomaatne tühjendus	Полуавтоматический сброс *Semiautomatic exhaust*
A - Automaatne tühjendus	Автоматический сброс *Automatic exhaust*

PU022

REGULAATOR

РЕГУЛЯТОР

REGULATOR

Max 18 bar

-10°C.. +50°

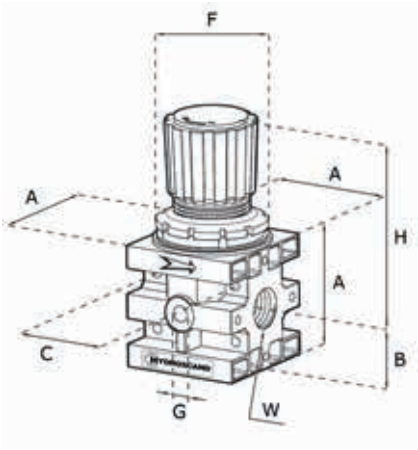

Tootekood STD Код СТД *Part number STD*	**Vooluhulk*** Поток * *Flow rate **	**Vahemik** Раб. давл. *Range*	**Keere W** Резьба W *Thread W*
PU022-04-00-120	850 Nl/min	0-12 bar	G 1/4" F
PU022-08-00-120	2600 Nl/min	0-12 bar	G 1/2" F
PU022-16-00-120	4600 Nl/min	0-12 bar	G 1" F

**6bar, ΔP 1bar*

W	A	B	C	F	G	H
1/4"	42	21	32	M30x1.5	G1/8	64
1/2"	60	30	46	M38x2.0	G1/8	90
1"	80	40	66	M55x2.0	G1/4	124

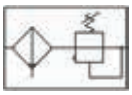

PU032

FILTER-REGULAATOR

ФИЛЬТР-РЕГУЛЯТОР

FILTER-REGULATOR

20 µm
Max 18 bar
-10°C.. +50°

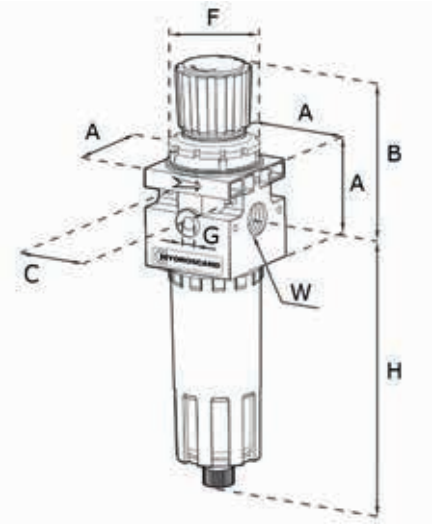

Tootekood STD Код СТД *Part number STD*	**Vooluhulk*** Поток * *Flow rate **	S/M A	**Vahemik** Раб. давл. *Range*	**Keere W** Резьба W *Thread W*
PU032-04-20-121	850 Nl/min	S/M	0-12bar	G 1/4"
PU032-04-20-122	850 Nl/min	A	0-12bar	G 1/4"
PU032-08-20-121	2600 Nl/min	S/M	0-12bar	G 1/2"
PU032-08-20-122	2600 Nl/min	A	0-12bar	G 1/2"
PU032-16-20-121	4600 Nl/min	S/M	0-12bar	G 1"
PU032-16-20-122	4600 Nl/min	A	0-12bar	G 1"

**6bar, ΔP 1bar*

W	A	B	C	F	H
1/4"	42	64	32	M30x1.5	120
1/2"	60	90	46	M38x2.0	155
1"	80	124	66	M55x2.0	195

S/M - Poolautomaatne tühjendus	Полуавтоматический сброс *Semiautomatic exhaust*
A - Automaatne tühjendus	Автоматический сброс *Automatic exhaust*

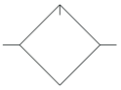

PU042

ÕLITAJA

МАСЛОРАСПЫЛИТЕЛЬ

LUBRICATOR

Max 18 bar
-10°C.. +50°

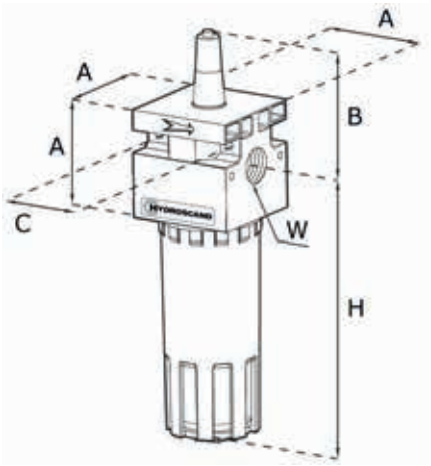

Tootekood Код *Part number*	**Vooluhulk*** Поток * *Flow rate **	**Keere W** Резьба W *Thread W*
PU042-04-00-000	1700 Nl/min	G 1/4" F
PU042-08-00-000	4500 Nl/min	G 1/2" F
PU042-16-00-000	16000 Nl/min	G 1" F

**6bar, ΔP 1bar*

W	A	B	C	H
1/4"	42	50	32	105
1/2"	60	60	46	137
1"	80	85	66	185

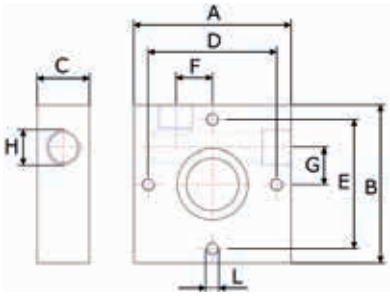

PU102

VÄLJAVÕTTE PLAAT

РАЗДАТЧИК ВОЗДУХА

AIR DISTRIBUTOR

Tootekood Код *Part number*	A	B	C	D	E	F	G	H	L	Mõõt Размер *Size*
PU102-00-04	42	42	15	34	34	8.5	8.5	1/8	M4	1/4"
PU102-00-08	60	60	20	49	49	14	14	1/4	M5	1/2"
PU102-00-12	80	80	30	64	64	16	16	1/2	M6	1"

PU322

FILTRI KOPSIK

КОЛБА ДЛЯ ФИЛЬТРА

FILTER BOWL

Tootekood Код *Part number*	S/M A	Mõõt Размер *Size*
PU322-04-01	S/M	1/4"
PU322-08-01	S/M	3/8" – 1/2"
PU322-12-01	S/M	3/4" – 1"

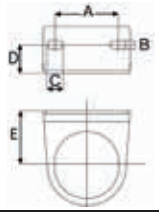

PU800

SEINAKLAMBER

КРЕПЕЖНЫЙ КРОНШТЕЙН

FIXING BRACKET

Tootekood Код *Part number*	A	B	C	D	E	Mõõt Размер *Size*
PU801-00-00	28	5.5	10	15	29	1/4"
PU802-00-00	40	5.5	10	18	35	3/8" – 1/2"
PU803-00-00	50	5.5	10	20	39	3/4" – 1"

PU302

FILTRI ELEMENT

ЭЛЕМЕНТ ФИЛЬТРА

FILTER ELEMENT

Tootekood Код *Part number*	Mõõt Размер *Size*	Filtreerimine Фильтрация *Filtration*
PU302-04-05	1/4"	5 µm
PU302-04-20	1/4"	20 µm
PU302-08-05	1/2"	5 µm
PU302-08-20	1/2"	20 µm
PU302-16-05	1"	5 µm
PU302-16-20	1"	20 µm

5C19-903

PNEUMAATIKA ÕLI 1l

ПНЕВМАТИЧЕСКОЕ МАСЛО

PNEUMATIC OIL

-10°C +150°C / 15 cSt (40°)

Tootekood Код *Part number*	
5C19-903-1571	Amoil 25
5C19-903-157190	Toidukvaliteediga Для пищевых продуктов / *Food quality* FDA-21CFR: 170-189, 178.3570, 172.878, 178.3620

8365

MANOMEETER

МАНОМЕТР

PRESSURE GAUGE

Tootekood Код *Part number*	Ø	Vahemik Диапазон *Range*	Keere Резьба *Thread*
8365-40-03	40 mm	0-2.5 bar	R 1/8" M
8365-40-04	40 mm	0-4.0 bar	R 1/8" M
8365-40-06	40 mm	0-6.0 bar	R 1/8" M
8365-40-10	40 mm	0-10 bar	R 1/8" M
8365-40-12	40 mm	0-12 bar	R 1/8" M
8365-50-004	50 mm	0-4.0 bar	R 1/8" M
8365-50-010	50 mm	0-10 bar	R 1/8" M
8365-50-012	50 mm	0-12 bar	R 1/8" M

SILINDRID

ЦИЛИНДРЫ / CYLINDERS

HYDROSCAND

TEHNILINE INFO lk 93
ТЕХНИЧЕСКАЯ ИНФОРМАЦИЯ
TECHNICAL INFORMATION

PCA ISO 6432 lk 95

PCC lk 103

PCP lk 108

PCH ISO 21287 lk 118

PCE ISO 15552 Ø32-125 lk 123

PCF ISO 15552 Ø160-250 lk 127

ISO 15552 SILINDRIKINNITUSED lk 129
ISO 15552 КРЕПЕЖИ ДЛЯ ЦИЛИНДРОВ
ISO 15552 ACCESSORIES FOR CYLINDERS

TEHNILINE INFO

ТЕХНИЧЕСКАЯ ИНФОРМАЦИЯ | *TECHNICAL INFORMATION*

Hydroscand pneumosilindrid on konstrueeritud õlitamata suruõhuga töötamiseks. Silindri komponendid on eelmääritud, et tagada nõuetekohane toimimine. Õlitatud suruõhu kasutusel tuleb tagada selle jätkuv õlitatus, sest õlitatud õhk peseb määrde silindri komponentidelt.
Standardsetele käigupikkustele lisaks on oodatud ka päringud eri käigupikkusega silindritele.

Цилиндры Hydroscand не предназначены для работы с масло-воздухом. Компоненты предварительно смазываются, чтобы гарантировать правильное функционирование. Если необходимо использовать масло-воздух, важно, чтобы поток был непрерывным: масло-воздух удаляет тот смазку с компонентов цилиндра.
Мы приветствуем любые запросы наших клиентов на цилиндры, не указанные в каталоге.

Hydroscand pneumatic cylinders are designed in order to work with not lubricated air, the components are normally pre lubricated in order to guarantee a correct functioning. If it is necessary to use lubricated air, it is important that the flow is continuous: in fact successive lubrication removes the one applied previously inside the cylinder.
We will welcome any request coming from our customers concerning strokes not indicated in the catalogue. In this case, it is particular responsibility of the customer to use correctly these not standard cylinders, trying as much as possible to guide the rod and avoiding anomalous loads.

Õhu kulu surve/tõmbe korral Nl/cm käigu järgi rõhu (bar) juures, temperatuuril 20°C.
Расход воздуха на толчок /тягу по ходу Nl/cm, в зависимости от давления (бар) при 20 ° C.
Air's consumption push/traction Nl/cm by stroke, in function of pressure (bar) at 20°C.

Ø Kolb Ø Цил. Ø Cyl.	Ø Vars Ø Шток Ø Rod		cm²	1 bar	2 bar	3 bar	4 bar	5 bar	6 bar	7 bar	8 bar	9 bar	10 bar
12	6	**Surve** | Толчок | *Push*	1,13	0,0023	0,0034	0,0045	0,0057	0,0068	0,0079	0,0090	0,0102	0,0113	0,0124
		Tõmbe | Тяга | *Traction*	1,00	0,0016	0,0025	0,0033	0,0042	0,0050	0,0059	0,0067	0,0076	0,0084	0,0093
16	6	**Surve** | Толчок | *Push*	2,01	0,0040	0,0060	0,0080	0,0100	0,0121	0,0141	0,0161	0,0181	0,0202	0,0221
		Tõmbe | Тяга | *Traction*	1,73	0,0035	0,0052	0,0069	0,0086	0,0104	0,0121	0,0138	0,0156	0,0173	0,0190
20	8	**Surve** | Толчок | *Push*	3,14	0,0063	0,0094	0,0126	0,0157	0,0188	0,0220	0,0251	0,0283	0,0314	0,0346
		Tõmbe | Тяга | *Traction*	2,64	0,0053	0,0079	0,0106	0,0132	0,0158	0,0185	0,0211	0,0238	0,0264	0,0290
25	10	**Surve** | Толчок | *Push*	4,91	0,0098	0,0147	0,0196	0,0245	0,0295	0,0344	0,0393	0,0442	0,0491	0,0540
		Tõmbe | Тяга | *Traction*	3,78	0,0076	0,0113	0,0151	0,0189	0,0227	0,0264	0,0302	0,0340	0,0378	0,0415
32	12	**Surve** | Толчок | *Push*	8,04	0,016	0,024	0,032	0,040	0,048	0,056	0,064	0,072	0,080	0,088
		Tõmbe | Тяга | *Traction*	6,91	0,014	0,021	0,028	0,035	0,042	0,049	0,058	0,063	0,070	0,076
40	16	**Surve** | Толчок | *Push*	12,57	0,025	0,038	0,050	0,063	0,075	0,088	0,101	0,113	0,126	0,138
		Tõmbe | Тяга | *Traction*	10,56	0,021	0,032	0,042	0,053	0,063	0,074	0,084	0,095	0,106	0,116
50	20	**Surve** | Толчок | *Push*	19,63	0,039	0,059	0,079	0,098	0,118	0,137	0,157	0,177	0,196	0,216
		Tõmbe | Тяга | *Traction*	16,49	0,033	0,049	0,066	0,082	0,099	0,115	0,132	0,148	0,165	0,181
63	20	**Surve** | Толчок | *Push*	31,17	0,062	0,094	0,125	0,156	0,187	0,218	0,249	0,281	0,312	0,343
		Tõmbe | Тяга | *Traction*	28,03	0,056	0,084	0,112	0,140	0,168	0,196	0,224	0,252	0,280	0,308
80	25	**Surve** | Толчок | *Push*	50,24	0,101	0,151	0,201	0,251	0,302	0,352	0,402	0,452	0,503	0,553
		Tõmbe | Тяга | *Traction*	45,36	0,091	0,136	0,181	0,227	0,272	0,317	0,363	0,408	0,454	0,499
100	25	**Surve** | Толчок | *Push*	78,54	0,157	0,236	0,314	0,393	0,471	0,550	0,628	0,707	0,785	0,864
		Tõmbe | Тяга | *Traction*	70,50	0,147	0,221	0,295	0,368	0,442	0,515	0,589	0,663	0,736	0,810
125	32	**Surve** | Толчок | *Push*	122,72	0,245	0,368	0,490	0,613	0,736	0,859	0,981	1,104	1,226	1,349
		Tõmbe | Тяга | *Traction*	114,68	0,229	0,344	0,459	0,573	0,688	0,803	0,917	1,032	1,147	1,262
160	40	**Surve** | Толчок | *Push*	201,06	0,402	0,603	0,804	1,005	1,206	1,407	1,608	1,809	2,010	2,211
		Tõmbe | Тяга | *Traction*	188,50	0,377	0,565	0,754	0,942	1,130	1,319	1,508	1,696	1,884	2,673
200	40	**Surve** | Толчок | *Push*	314,16	0,628	0,942	1,257	1,571	1,885	2,199	2,513	2,827	3,145	3,456
		Tõmbe | Тяга | *Traction*	301,59	0,603	0,905	1,206	1,508	1,810	2,111	2,413	2,714	3,016	3,318

Silindri teoreetiline surve- ja tõmbejõud daN rõhu (bar) juures. (1 daN = 1.01971621297793 [kgf] kilogram-jõud)
Сила толчка и тяги цилиндра в daN в зависимости от давления (бар). (1 daN = 1.01971621297793 [кгс] килограмм-сила)
Forces in push and traction in daN in function of the pressure (bar). (1 daN = 1.01971621297793 [kgf] Kilogram-force)

Ø Kolb Ø Цил. Ø Cyl.	Ø Vars Ø Шток Ø Rod		cm²	1 bar	2 bar	3 bar	4 bar	5 bar	6 bar	7 bar	8 bar	9 bar	10 bar
8	4	**Surve** | Толчок | *Push*	0.50	0,5	1,0	1,5	2,0	2,5	3,0	3,5	4,0	4,5	5,0
		Tõmbe | Тяга | *Traction*	0.38	0,4	0,8	1,1	1,5	1,9	2,3	2,6	3,0	3,4	3,8
10	4	**Surve** | Толчок | *Push*	0,79	0,8	1,6	2,4	3,1	3,9	4,7	5,5	6,3	7,1	7,9
		Tõmbe | Тяга | *Traction*	0,66	0,7	1,3	2,0	2,6	3,3	4,0	4,6	5,3	5,9	6,6
12	6	**Surve** | Толчок | *Push*	1,13	1,1	2,3	3,4	4,5	5,7	6,8	7,9	9,0	10,2	11,3
		Tõmbe | Тяга | *Traction*	0,85	0,8	1,7	2,5	3,4	4,2	5,1	5,9	6,8	7,6	8,5
16	6	**Surve** | Толчок | *Push*	2,01	2,0	4,0	6,0	8,0	10,1	12,1	14,1	16,1	18,1	20,1
		Tõmbe | Тяга | *Traction*	1,73	1,7	3,5	5,2	6,9	8,6	10,4	12,1	13,8	15,6	17,3
20	8	**Surve** | Толчок | *Push*	3,14	3,1	6,3	9,4	12,6	15,7	18,8	22,0	25,1	28,3	31,4
		Tõmbe | Тяга | *Traction*	2,64	2,6	5,3	7,9	10,6	13,2	15,8	18,5	21,1	23,8	26,4
25	10	**Surve** | Толчок | *Push*	4,91	4,9	9,8	14,7	19,6	24,5	29,5	34,4	39,3	44,2	49,1
		Tõmbe | Тяга | *Traction*	4,12	4,1	8,2	12,4	16,5	20,6	24,7	28,9	33,0	37,1	41,2
32	12	**Surve** | Толчок | *Push*	8,04	8,0	16,1	24,1	32,2	40,2	48,3	56,3	64,3	72,4	80,4
		Tõmbe | Тяга | *Traction*	6,91	6,9	13,8	20,7	27,6	34,6	41,5	48,4	55,3	62,2	69,1
40	16	**Surve** | Толчок | *Push*	12,57	12,6	25,1	37,7	50,3	62,8	75,4	88,0	100,5	113,1	125,7
		Tõmbe | Тяга | *Traction*	10,56	10,6	21,1	31,7	42,2	52,8	63,3	73,9	84,4	95,0	105,6
50	20	**Surve** | Толчок | *Push*	19,63	19,6	39,3	58,9	78,5	98,2	117,8	137,4	157,1	176,7	196,3
		Tõmbe | Тяга | *Traction*	16,49	16,5	33,0	49,5	66,0	82,5	99,0	115,5	131,9	148,4	164,9
63	20	**Surve** | Толчок | *Push*	31,17	31,2	62,3	93,5	124,7	155,9	187,0	218,2	249,4	280,6	311,7
		Tõmbe | Тяга | *Traction*	28,03	28,0	56,1	84,1	112,1	140,2	168,2	196,2	224,2	252,3	280,3
80	25	**Surve** | Толчок | *Push*	50,24	50,3	100,5	150,8	201,1	251,3	301,6	351,9	402,1	452,4	502,7
		Tõmbe | Тяга | *Traction*	45,36	45,4	90,7	136,1	181,4	226,8	272,1	317,5	362,9	408,2	453,6
100	25	**Surve** | Толчок | *Push*	78,54	78,5	157,1	235,6	314,2	392,7	471,2	549,8	628,3	706,9	785,4
		Tõmbe | Тяга | *Traction*	73,63	73,6	147,3	220,9	294,5	368,2	441,8	515,4	589,0	662,7	736,3
125	32	**Surve** | Толчок | *Push*	122,72	122,7	245,4	368,2	490,9	613,6	736,3	859,0	981,7	1104,5	1227,2
		Tõmbe | Тяга | *Traction*	114,68	114,7	229,4	344,0	458,7	573,4	688,1	802,7	917,4	1032,1	1146,8
160	40	**Surve** | Толчок | *Push*	201,06	201,1	402,1	603,2	804,2	1005,3	1206,4	1407,4	1608,5	1809,6	2010,6
		Tõmbe | Тяга | *Traction*	188,50	188,5	377,0	565,5	754,0	942,5	1131,0	1319,5	1508,0	1696,5	1885,0
200	40	**Surve** | Толчок | *Push*	314,16	314,2	628,3	942,5	1256,6	1570,8	1885,0	2199,1	2513,3	2827,4	3141,6
		Tõmbe | Тяга | *Traction*	301,59	301,6	603,2	904,8	1206,4	1508,0	1809,6	2111,1	2412,7	2714,3	3015,9

TEHNILINE INFO

ТЕХНИЧЕСКАЯ ИНФОРМАЦИЯ | *TECHNICAL INFORMATION*

Max surve Максимальное давление | *Max pressure*	**10 bar**
Töötemperatuur Рабочая температура | *Temperature range*	**-20°C.. +80°C**
Tihendid Уплотнение | *Gaskets*	**PU**
Kolvivars Шток | *Piston rod*	**AISI 303**
Silindritoru Корпус цилиндра | *Cylinder tube*	**AISI 304**

TELLIMISKOOD | КОД | *ORDERING CODE*

Tüüp Тип *Type*	Versioon Версия *Version*	Ø Silinder Ø Цилиндр *Ø Cylinder*	Käigupikkus Ход *Stroke*
PCA	10	0025	0050

Ø8
Ø10
Ø12
Ø16
Ø20
Ø25

STANDARDNE KÄIGUPIKKUS [mm] | СТАНДАРТНЫЙ ХОД [мм] | *STANDARD STROKE [mm]*

2-Suunaline Двусторонний | *Double acting*	Lõpupiduriga С демпфированием | *Cushioning*	1-Suunaline Односторонний | *Single acting*
Ø8 10-25-50-80-100-125	**Ø16** 10-25-50-80-100-125-160-200-250	**Ø8** 10-25-50
Ø10 10-25-50-80-100-125	**Ø20** 10-25-50-80-100-125-160-200-250	**Ø10** 10-25-50
Ø12 10-25-50-80-100-125-160-200	**Ø25** 10-25-50-80-100-125-160-200-250	**Ø12** 10-25-50
Ø16 10-25-50-80-100-125-160-200-250		**Ø16** 10-25-50
Ø20 10-25-50-80-100-125-160-200-250		**Ø20** 10-25-50
Ø25 10-25-50-80-100-125-160-200-250		**Ø25** 10-25-50

VERSIOON | ВЕРСИЯ | *VERSION*

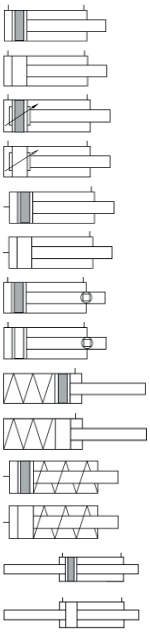

10 2-Suunaline, magnetiga | Двусторонний, с магнитом | *Double acting, with magnet*

00 2-Suunaline, magnetita | Двусторонний, без магнита | *Double acting, without magnet*

12 2-Suunaline, magnetiga, lõpupiduriga | Двусторонний, с магнитом, с демпфированием | *Double acting, with magnet, cushioning*

02 2-Suunaline, magnetita, lõpupiduriga | Двусторонний, без магнита, с демпфированием | *Double acting, without magnet, cushioning*

11 2-Suunaline, magnetiga, aksiaalne sisend | Двусторонний, с магнитом, осевой подвод | *Double acting, with magnet, axial feeding*

01 2-Suunaline, magnetita, aksiaalne sisend | Двусторонний, без магнита, осевой подвод | *Double acting, without magnet, axial feeding*

13 2-Suunaline, magnetiga, pöörlematu vars | Двусторонний, с магнитом, без проворота | *Double acting, with magnet, anti-rotation rod*

03 2-Suunaline, magnetita, pöörlematu vars | Двусторонний, без магнита, без проворота | *Double acting, without magnet, anti-rotation rod*

25 1-Suunaline, magnetiga, vedru taga | Односторонний, с магнитом, задняя пружина | *Single acting, with magnet, rear spring*

24 1-Suunaline, magnetita, vedru taga | Односторонний, без магнита, задняя пружина | *Single acting, without magnet, rear spring*

23 1-Suunaline, magnetiga, vedru ees | Односторонний, с магнитом, передняя пружина | *Single acting, with magnet, front spring*

21 1-Suunaline, magnetita, vedru ees | Односторонний, без магнита, передняя пружина | *Single acting, without magnet, front spring*

33 2-Suunaline, magnetiga, läbiv vars | Двусторонний, с магнитом, двусторонний шток | *Double acting, with magnet, through rod*

30 2-Suunaline, magnetita, läbiv vars | Двусторонний, без магнита, двусторонний шток | *Double acting, without magnet, through rod*

PCA-10
PCA-00

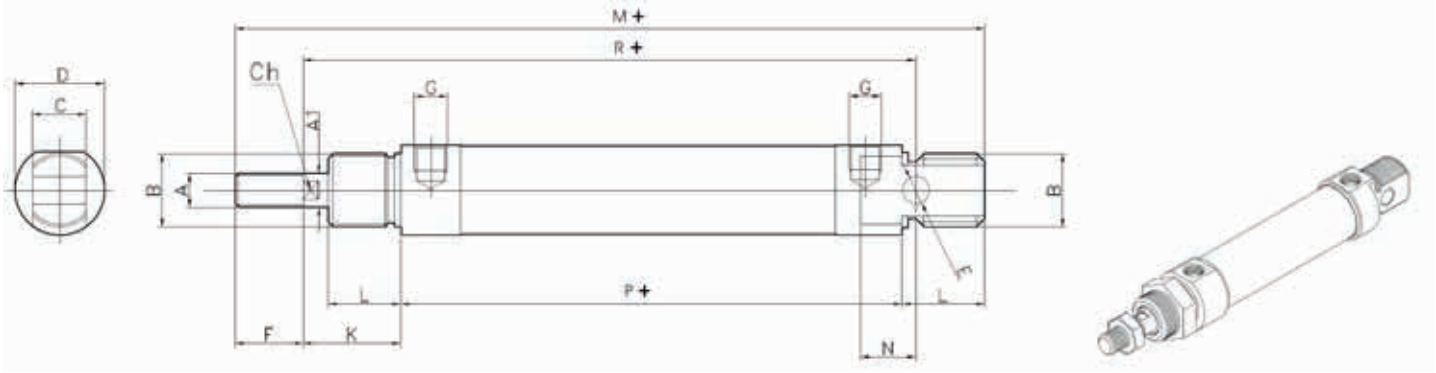

+ = Käigupikkus | Ход | *Stroke*

Ø	A	A1	B	C	D	E	F	G	K	L	M	N	P	R	CH
8	M4	4	M12x1.25	8	16	4	12	M5	16	12	86	6	46	64	-
10	M4	4	M12x1.25	8	16	4	12	M5	16	12	86	6	46	64	-
12	M6	6	M16x1.5	12	19	6	16	M5	22	18	104	9	48	75	5
16	M6	6	M16x1.5	12	19	6	16	M5	22	18	109	9	53	82	5
20	M8	8	M22x1.5	16	27	8	20	G1/8"	24	20	131	12	67	95	7
25	M10x1.25	10	M22x1.5	16	30	8	22	G1/8"	28	22	140	12	68	104	9

PCA-12
PCA-02

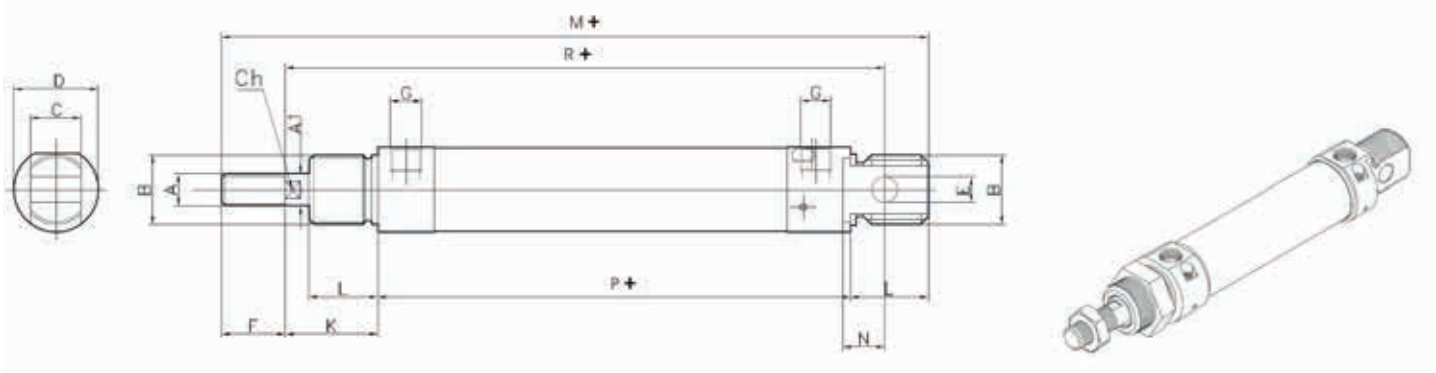

+ = Käigupikkus | Ход | *Stroke*

Ø	A	A1	B	C	D	E	F	G	K	L	M	N	P	R	CH
16	M6	6	M16x1.5	12	21	6	16	M5	22	17	109	9	55	82	5
20	M8	8	M22x1.5	16	27	8	20	G1/8"	24	20	131	12	67	95	7
25	M10x1.25	10	M22x1.5	16	30	8	22	G1/8"	28	22	140	12	68	104	9

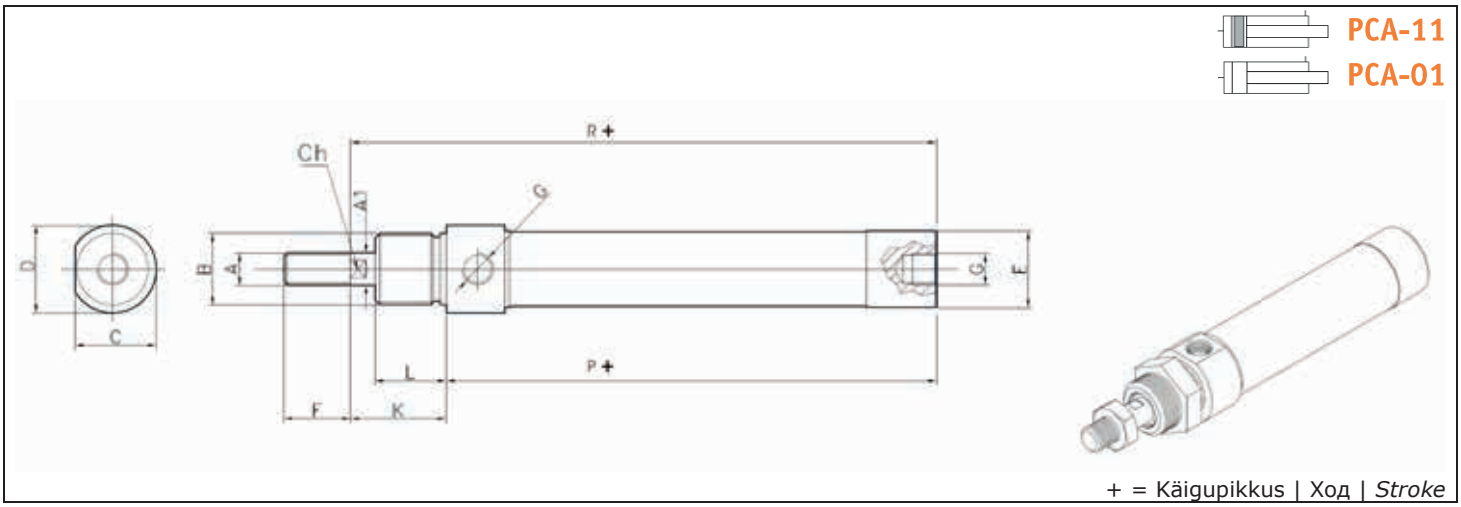

+ = Käigupikkus | Ход | *Stroke*

Ø	A	A1	B	C	D	E	F	G	K	P	R	CH
16	M6	6	M16x1.5	18	19	17.2	16	M5	22	52	74	5
20	M8	8	M22x1.5	25.5	27	22.2	20	G1/8"	24	65	89	7
25	M10x1.25	10	M22x1.5	28.5	30	27	22	G1/8"	28	66	94	9

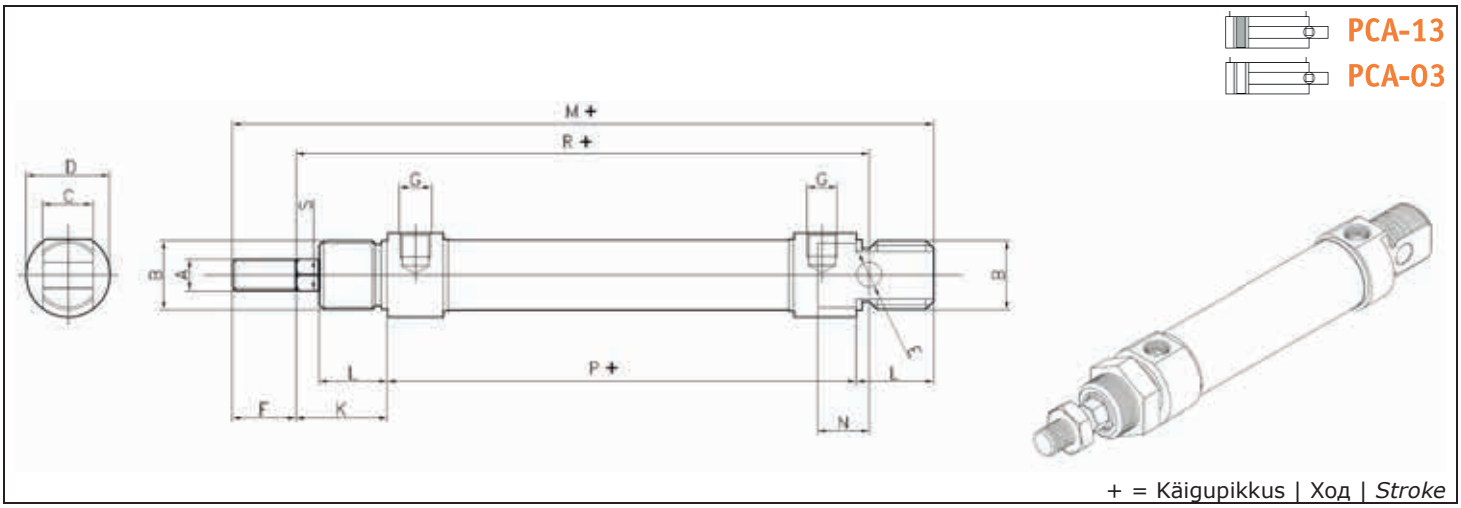

+ = Käigupikkus | Ход | *Stroke*

Ø	A	B	C	D	E	F	G	K	L	M	N	P	R	S
16	M6	M16x1.5	12	19	6	16	M5	22	18	109	9	55	82	6
20	M8	M22x1.5	16	27	8	20	G1/8"	24	20	131	12	67	95	8
25	M10x1.25	M22x1.5	16	30	8	22	G1/8"	28	22	140	12	68	104	10

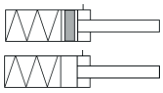

PCA-25
PCA-24

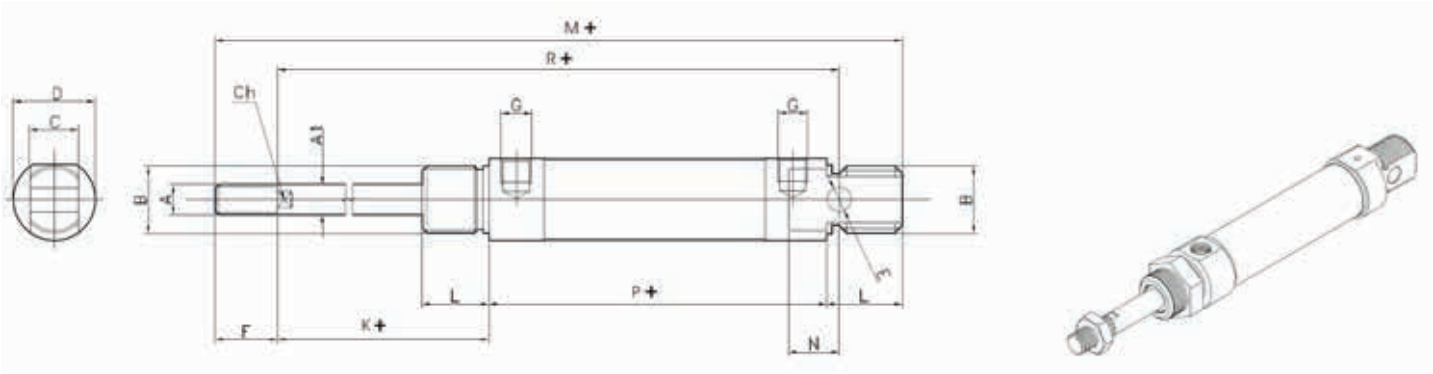

+ = Käigupikkus | Ход | *Stroke*

Ø	A	A1	B	C	D	E	F	G	K	L	M	N	P	R	CH
8	M4	4	M12x1.25	8	16	4	12	M5	16	12	104	6	64	82	-
10	M4	4	M12x1.25	8	16	4	12	M5	16	12	111.5	6	71.5	89.5	-
12	M6	6	M16x1.5	12	19	6	16	M5	22	18	126.5	9	70.5	97.5	5
16	M6	6	M16x1.5	12	19	6	16	M5	22	18	138	9	82	111	5
20	M8	8	M22x1.5	16	27	8	20	G1/8"	24	20	162.5	12	98.5	126.5	7
25	M10x1.25	10	M22x1.5	16	30	8	22	G1/8"	28	22	171.5	12	99.5	135.5	9

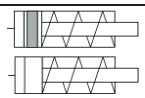

PCA-23
PCA-21

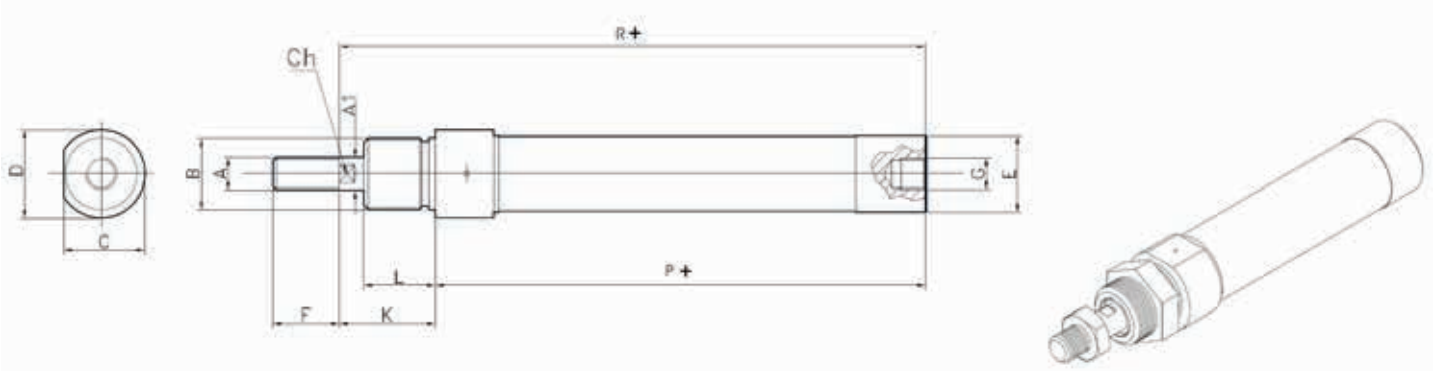

+ = Käigupikkus | Ход | *Stroke*

Ø	A	A1	B	C	D	F	G	K	L	P	R	CH
16	M6	6	M16x1.5	18	19	16	M5	22	18	52	74	5
20	M8	8	M22x1.5	25.5	27	20	G1/8"	24	20	65	89	7
25	M10x1.25	10	M22x1.5	28.5	30	22	G1/8"	28	22	66	94	9

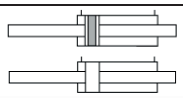

PCA-33
PCA-30

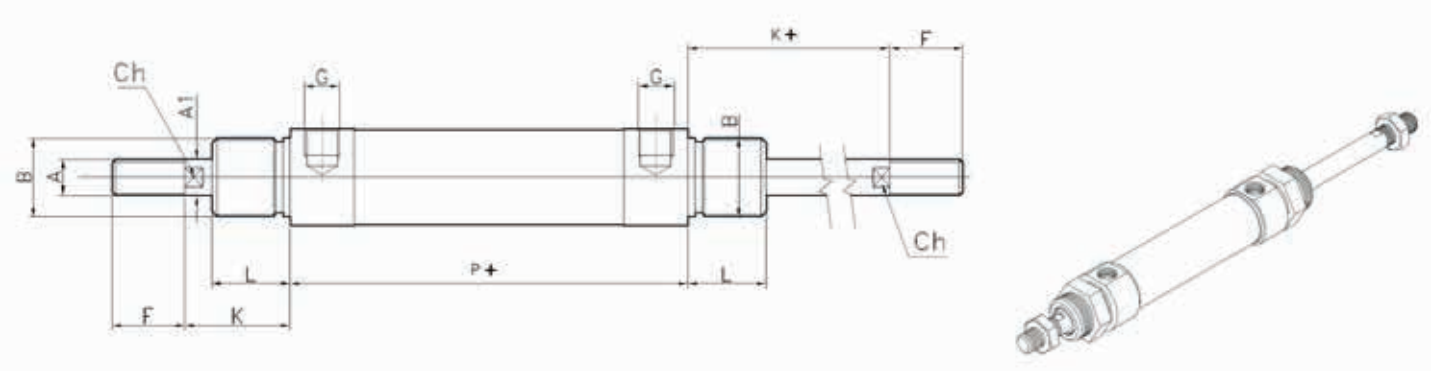

+ = Käigupikkus | Ход | *Stroke*

Ø	A	A1	B	D	F	G	K	L	P	CH
8	M4	4	M12x1.25	16	12	M5	16	12	46	-
10	M4	4	M12x1.25	16	12	M5	16	12	46	-
12	M6	6	M16x1.5	19	16	M5	22	18	48	5
16	M6	6	M16x1.5	19	16	M5	22	18	53	5
20	M8	8	M22x1.5	27	20	G1/8"	24	20	67	7
25	M10x1.25	10	M22x1.5	30	22	G1/8"	28	22	68	9

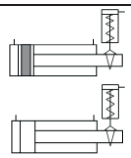

PCA-60
PCA-62

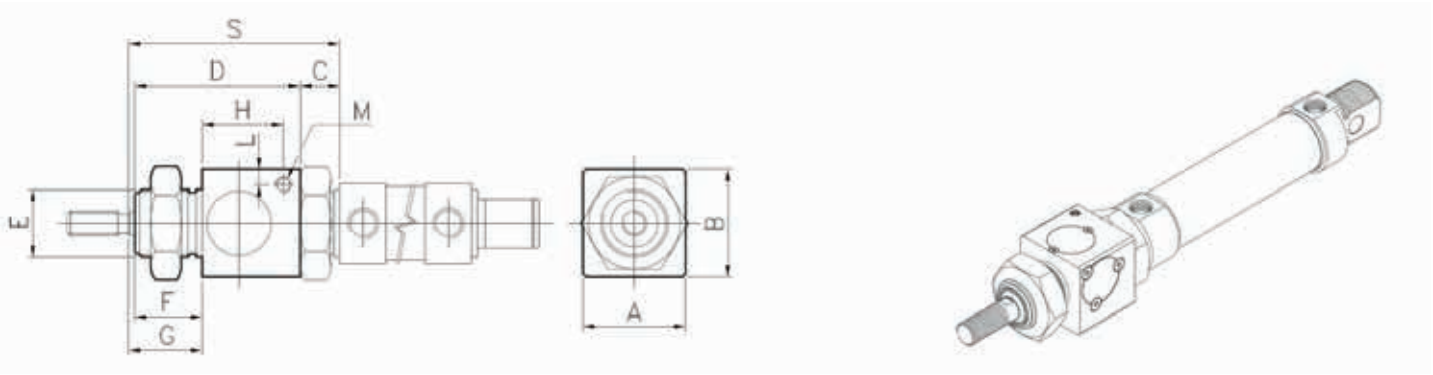

Varrelukustiga | С фиксатором штока | *With rod lock*

Ø	A	B	C	D	E	F	G	H	L	M	S	T
20	34	35	13	54	M22x1.5	22	26	27	5	M5	71	47
25	34	35	13	54	M22x1.5	22	28	27	5	M5	73	45

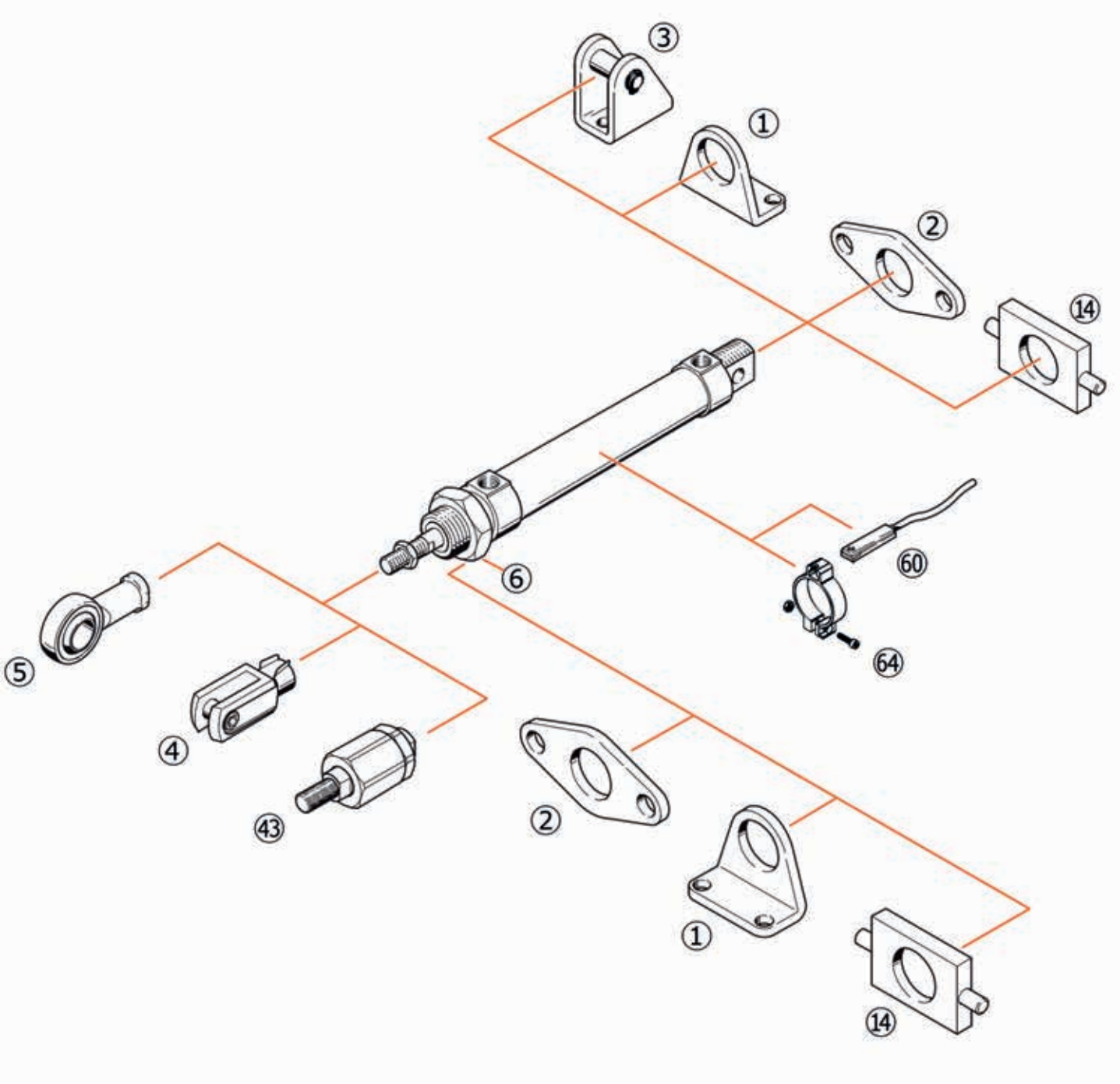
3
1
2
14
6
60
64
5
4
43
2
1
14

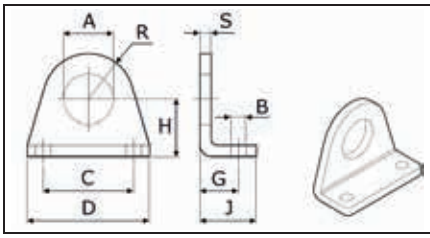

PC01-10

MUDEL 1

МОДЕЛЬ 1

MODEL 1

Tootekood Код *Part number*	A	B	C	D	G	H	J	R	S	Ø
PC01-10-08	12	4.5	25	35	11	16	16	10	3	8/10
PC01-10-12	16	5.5	32	42	14	20	20	13	4	12/16
PC01-10-20	22	6.6	40	54	17	25	25	20	5	20/25

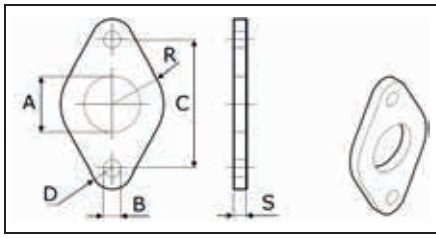

PC02-10

MUDEL 2

МОДЕЛЬ 2

MODEL 2

Tootekood Код *Part number*	A	B	C	D	R	S	Ø
PC02-10-08	12	4.5	30	5	11	3	8/10
PC02-10-12	16	5.5	40	6	15	4	12/16
PC02-10-20	22	6.6	50	8	20	5	20/25

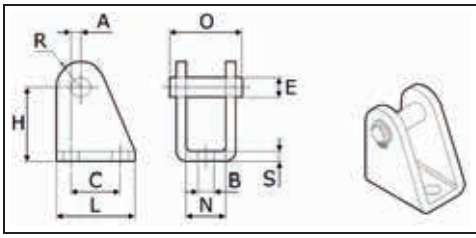

PC03-10

MUDEL 3

МОДЕЛЬ 3

MODEL 3

Tootekood Код *Part number*	B	E	C	H	L	N	O	R	S	Ø
PC03-10-08	4.5	4	12.5	24	20	8.1	17	5	2.5	8/10
PC03-10-12	5.5	6	15	27	25	12.1	23	7	3	12/16
PC03-10-20	6.6	8	20	30	32	16.1	29.5	10	4	20/25

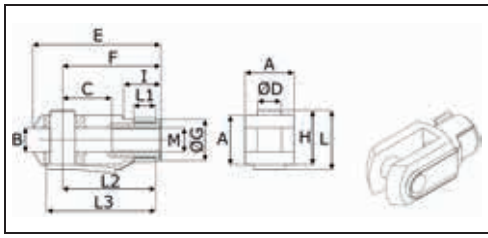

PC04-10

MUDEL 4

МОДЕЛЬ 4

MODEL 4

Tootekood Код *Part number*	A	B	C	D	E	F	G	H	I	M	L	L1	L2	L3	Ø
PC04-10-08	8	4	8	4	21	16	8	9	6	M4	11	5	15	19	8/10
PC04-10-12	12	6	12	6	31	24	10	14	9	M6	16	6	23	28	12/16
PC04-10-20	16	8	16	8	42	32	14	19	12	M8	22	8	31	37	20
PC04-10-32	20	10	20	10	52	40	18	23	15	M10*	26	10	39	46	25

* M10x1.25

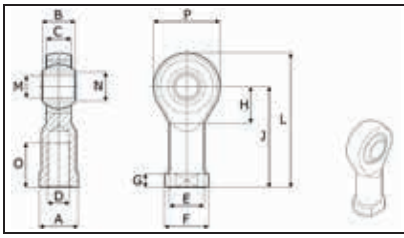

PC05-10

MUDEL 5

МОДЕЛЬ 5

MODEL 5

Tootekood Код *Part number*	A	B	C	D	E	F	G	H	J	L	M	N	O	P	Ø
PC05-10-08	9	8	6	M4	9	11	4	10	27	36	5	7.7	10	18	8/10
PC05-10-12	11	9	7	M6	10	13	5	11	30	40	6	8.9	12	20	12/16
PC05-10-20	14	12	9	M8	13	16	5	13	36	48	8	10	16	24	20
PC05-10-32	17	14	11	M10*	15	19	6.5	15	43	57	10	13	20	28	25

* M10x1.25

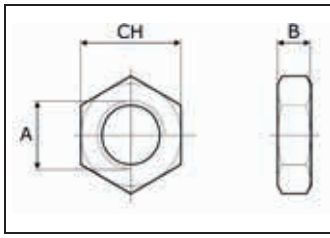

PC06-10

MUDEL 6

МОДЕЛЬ 6

MODEL 6

Tootekood Код *Part number*	A	B	Ch	Ø
PC06-10-08	M12x1.25	7	19	8/10
PC06-10-12	M16x1.5	8	24	12/16
PC06-10-20	M22x1.5	10	32	20/25

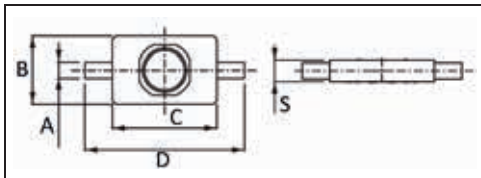

PC14-10

MUDEL 14

МОДЕЛЬ 14

MODEL 14

Tootekood Код *Part number*	A	B	C	D	S	Ø
PC14-10-08	4	20	26	38	6	8/10
PC14-10-12	6	25	38	58	8	12/16
PC14-10-20	6	32	46	66	8	20/25

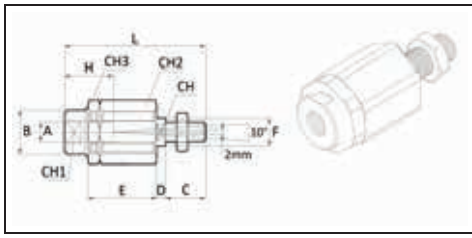

PC43-10

MUDEL 43

МОДЕЛЬ 43

MODEL 43

Tootekood Код *Part number*	A	B	C	D	E	F	H	L	CH	CH1	CH2	CH3	Ø
PC43-10-12	M6x1	8.5	10	2.5	18	6	12	35	5	7	13	13	12/16
PC43-10-20	M8x1.25	13	20	5	26	8	16	57	7	11	17	17	20
PC43-10-32	M10x1.25	22	20	5	35	14	20	71	12	19	30	32	25

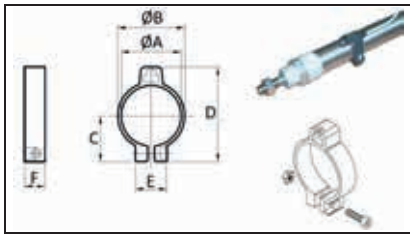

PC64-00

MUDEL 64

МОДЕЛЬ 64

MODEL 64

Tootekood Код *Part number*	A	B	C	D	E	F	Ø
PC64-00-08	9.3	12.3	11.1	23.9	12.3	9	8
PC64-00-10	11.3	14.3	12.2	25.9	12.3	9	10
PC64-00-12	13.3	16.3	13.2	28.0	12.3	9	12
PC64-00-16	17.3	20.3	15.3	32.1	12.3	9	16
PC64-00-20	21.3	24.3	17.4	36.2	14.0	9	20
PC64-00-25	26.5	29.5	20.0	41.4	14.0	9	25

PC67

MUDEL 67

МОДЕЛЬ 67

MODEL 67

Tootekood Код *Part number*	Kaabel Кабель *Cable*	Kaabli pikkus Длина кабеля *Cable length*
PC67-00-25	M8 PUR 2x0,14 mm²	2,5 m
PC67-10-25	M8 PUR 3x0,14 mm²	2,5 m

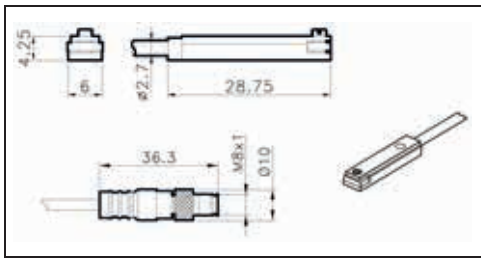

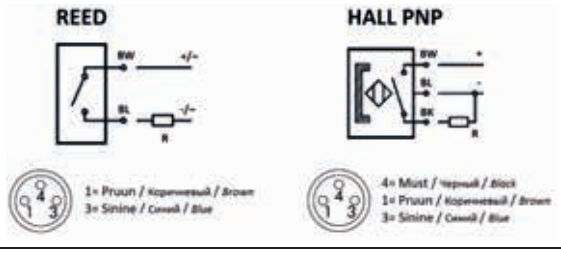

PC60

MUDEL 60

МОДЕЛЬ 60

MODEL 60

IP67

-20°C.. +70°C

Tootekood Код *Part number*	Toide Электропитание *Power supply*	Lülitusvool Ток переключения *Switching current*	Väljundvõimsus Выходная мощность *Power output*	Kaabel Кабель *Cable*	Kaabli pikkus Длина кабеля *Cable length*	Versioon Версия *Version*
PC60-00-25	3-30 VDC/VAC	≤200 mA	≤3 W	PUR 2x0,14 mm²	2,5 m	REED NO
PC60-01-30	10-170 VDC; 10-230 VAC	≤150 mA	≤10 W	PUR 2x0,14 mm²	3,0 m	REED NO
PC60-00-80	3-30 VDC/VAC	≤200 mA	≤3 W	M8 PUR 2x0,14 mm²	0,3 m	REED NO
PC60-10-25	6-30 VDC	≤200 mA	≤3 W	PUR 3x0,14 mm²	2,5 m	HALL PNP NO
PC60-10-80	6-30 VDC	≤200 mA	≤3 W	M8 PUR 3x0,14 mm²	0,3 m	HALL PNP NO

TEHNILINE INFO

ТЕХНИЧЕСКАЯ ИНФОРМАЦИЯ | *TECHNICAL INFORMATION*

Max surve Максимальное давление | *Max pressure*	**10 bar**
Töötemperatuur Рабочая температура | *Temperature range*	**-20°C.. +80°C**
Tihendid Уплотнение | *Gaskets*	**PU**
Kolvivars Шток *Piston rod*	**AISI 303**
Silindritoru Корпус цилиндра | *Cylinder tube*	**AISI 304**

TELLIMISKOOD | КОД ЗАКАЗА | *ORDERING CODE*

Tüüp Тип *Type*	Versioon Версия *Version*	Ø Silinder Ø Цилиндр *Ø Cylinder*	Käigupikkus Ход *Stroke*
PCC	10	0032	0050

Ø32
Ø40
Ø50
Ø63

STANDARDNE KÄIGUPIKKUS [mm] | СТАНДАРТНЫЙ ХОД [мм] | *STANDARD STROKE [mm]*

2-Suunaline | Двусторонний | *Double acting*		**1-Suunaline** | Односторонний | *Single acting*	
Ø32	25-50-80-100-125-160-200-250-320-400-500	**Ø32**	10-25-50
Ø40	25-50-80-100-125-160-200-250-320-400-500	**Ø40**	10-25-50
Ø50	25-50-80-100-125-160-200-250-320-400-500	**Ø50**	10-25-50
Ø63	25-50-80-100-125-160-200-250-320-400-500	**Ø63**	10-25-50

VERSIOON | ВЕРСИЯ | *VERSION*


10 2-Suunaline, magnetiga | Двусторонний, с магнитом | *Double acting, with magnet*


00 2-Suunaline, magnetita | Двусторонний, без магнита | *Double acting, without magnet*


12 2-Suunaline, magnetiga, lõpupiduriga | Двусторонний, с магнитом, с демпфированием | *Double acting, with magnet, cushioning*


02 2-Suunaline, magnetita, lõpupiduriga | Двусторонний, без магнита, с демпфированием | *Double acting, without magnet, cushioning*

25 1-Suunaline, magnetiga, vedru taga | Односторонний, с магнитом, задняя пружина | *Single acting, with magnet, rear spring*

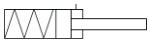
24 1-Suunaline, magnetita, vedru taga | Односторонний, без магнита, задняя пружина | *Single acting, without magnet, rear spring*

22 1-Suunaline, magnetiga, vedru ees | Односторонний, с магнитом, передняя пружина | *Single acting, with magnet, front spring*

20 1-Suunaline, magnetita, vedru ees | Односторонний, без магнита, передняя пружина | *Single acting, without magnet, front spring*

33 2-Suunaline, magnetiga, läbiv vars | Двусторонний, с магнитом, двусторонний шток | *Double acting, with magnet, through rod*

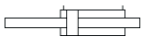
30 2-Suunaline, magnetita, läbiv vars | Двусторонний, без магнита, двусторонний шток | *Double acting, without magnet, through rod*

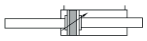
34 2-Suunaline, magnetiga, läbiv vars, lõpupiduriga | Двусторонний, с магнитом, двусторонний шток | *Double acting, with magnet, through rod*

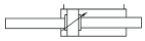
31 2-Suunaline, magnetita, läbiv vars, lõpupiduriga | Двусторонний, без магнита, двусторонний шток | *Double acting, without magnet, through rod*

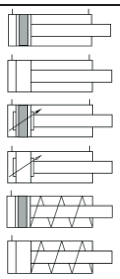

PCC-10
PCC-00
PCC-12
PCC-02
PCC-22
PCC-20

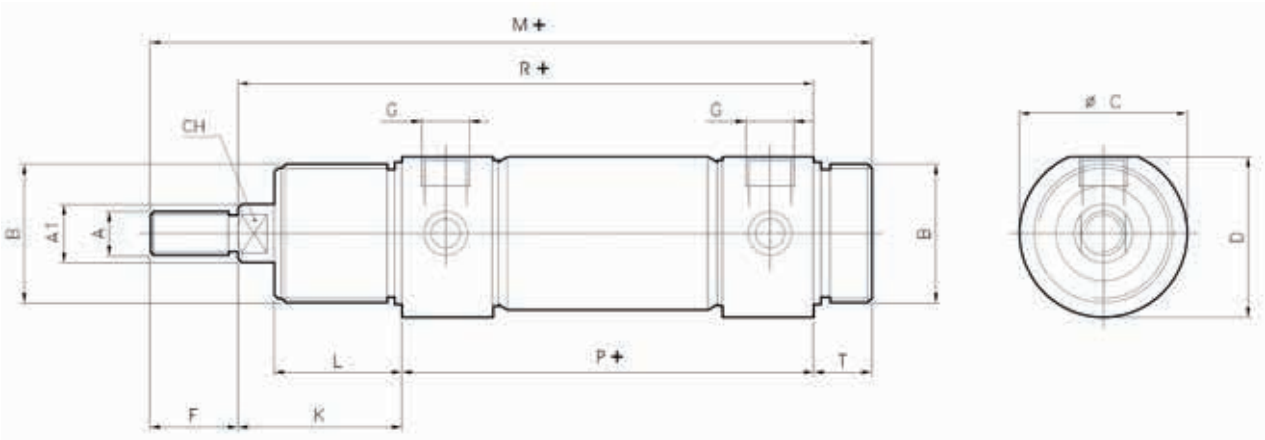

+ = Käigupikkus | Ход | *Stroke*

Ø	A	A1	B	C	D	F	G	K	L	M	P	R	T	CH
32	M10x1.25	12	M30x1.5	38	36.5	20	G1/8"	38	30	168	96	134	14	10
40	M12x1.25	16	M38x1.5	46	44	24	G1/4"	45	35	198	113	158	16	12
50	M16x1.5	20	M45x1.5	57	55	32	G1/4"	50	38	220	120	170	18	16
63	M16x1.5	20	M45x1.5	70	67.5	32	G3/8"	50	38	224	124	174	18	16

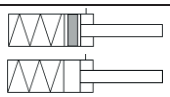

PCC-25
PCC-24

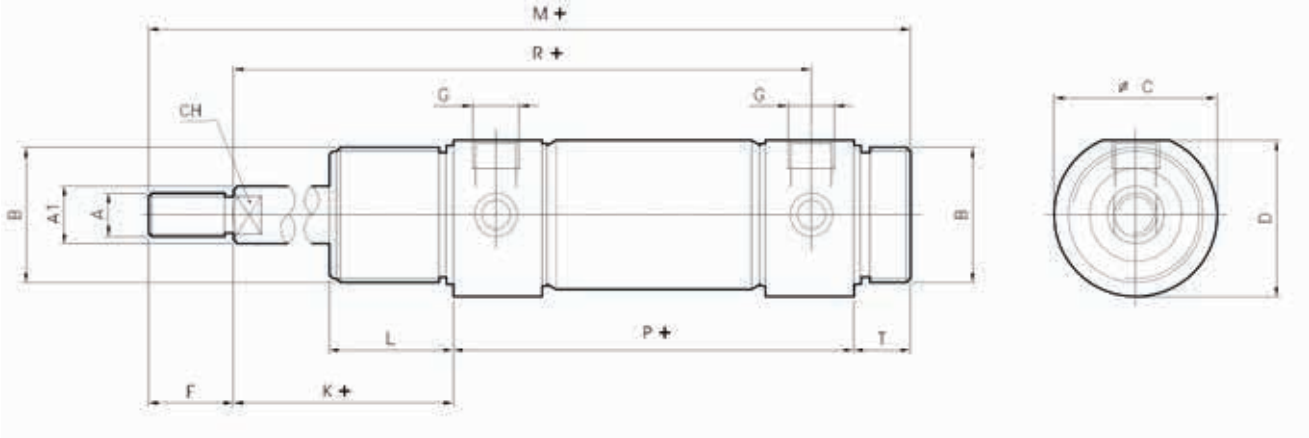

+ = Käigupikkus | Ход | *Stroke*

Ø	A	A1	B	C	D	F	G	K	L	M	P	R	T	CH
32	M10x1.25	12	M30x1.5	38	36.5	20	G1/8"	38	30	168	96	125	14	10
40	M12x1.25	16	M38x1.5	46	44	24	G1/4"	45	35	198	113	146	16	12
50	M16x1.5	20	M45x1.5	57	55	32	G1/4"	50	38	220	120	158	18	16
63	M16x1.5	20	M45x1.5	70	67.5	32	G3/8"	50	38	224	124	163	18	16

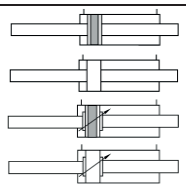

PCC-33
PCC-30
PCC-34
PCC-31

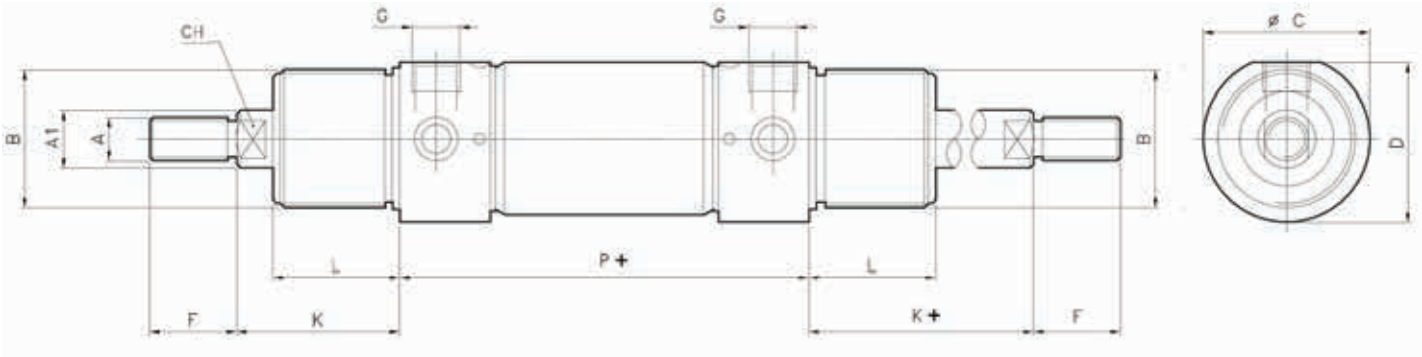

+ = Käigupikkus | Ход | *Stroke*

Ø	A	A1	B	C	D	F	G	K	L	P	CH
32	M10x1.25	12	M30x1.5	38	36.5	20	G1/8"	38	30	96	10
40	M12x1.25	16	M38x1.5	46	44	24	G1/4"	45	35	113	12
50	M16x1.5	20	M45x1.5	57	55	32	G1/4"	50	38	120	16
63	M16x1.5	20	M45x1.5	70	67.5	32	G3/8"	50	38	124	16

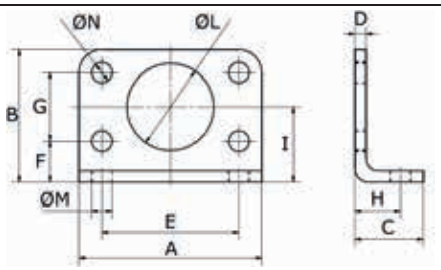

PC11-10

MUDEL 11

МОДЕЛЬ 11

MODEL 11

Tootekood Код *Part number*	A	B	C	D	E	F	G	H	I	ØL	ØM	ØN	Ø
PC11-10-32	66	49	21	4	52	14	28	14	28	30	7	7	32
PC11-10-40	80	58	30	5	62	18	30	20	33	38	9	9	40
PC11-10-50	90	70	30	6	70	20	40	20	40	45	9	9	50
PC11-10-63	96	80	30	6	76	20	50	20	45	45	9	9	63

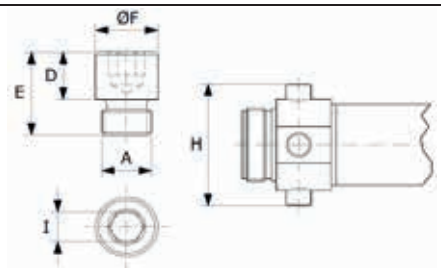

PC13-10

MUDEL 13

МОДЕЛЬ 13

MODEL 13

Tootekood Код *Part number*	A	D	E	ØF	I	H	Ø
PC13-10-32	M8x1	8	14	10	5	51	32
PC13-10-40	M10x1	9.5	16.5	12	6	61	40
PC13-10-50	M12x1.5	11	20	14	6	75	50
PC13-10-63	M14x1.5	13	22	16	8	92	63

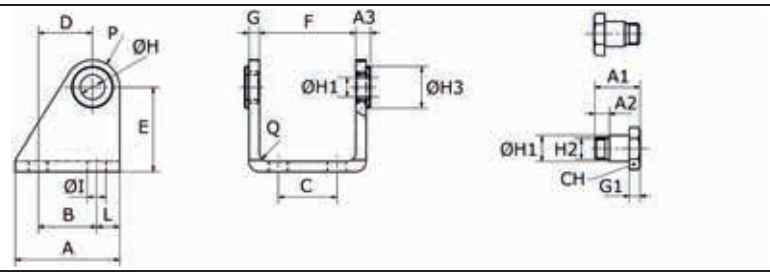

PC12-10

MUDEL 12

МОДЕЛЬ 12

MODEL 12

Tootekood Код *Part number*	A	A1	A2	A3	B	C	D	E	F	G	G1	ØH	ØH1	H2	ØH3	CH	ØI	L	P	Q	Ø
PC12-10-32	40	18	6	6	24	20	20	35	38.1	4	4	12	10	M8x1	15	13	7	8	12	4	32
PC12-10-40	50	21.6	7	7	30	28	27	40	46.1	5	5	15	12	M10x1	20	17	9	10	13	5	40
PC12-10-50	54	26.6	9	8.5	34	36	30	45	57.1	6	6	18	14	M12x1.5	23	19	9	10	14	6	50
PC12-10-63	65	31.5	13	8.5	35	42	34	50	70.1	6	6	20	16	M14x1.5	23	19	9	15	16	6	63

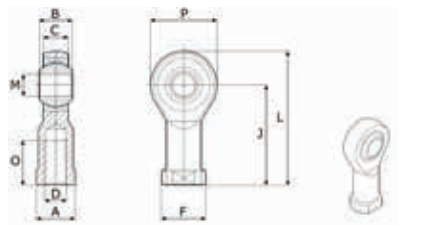

PC05-10

MUDEL 5

МОДЕЛЬ 5

MODEL 5

Tootekood Код *Part number*	A	B	C	D	F	J	L	M	O	P	Ø
PC05-10-32	17	14	10.5	M10x1.25	19	43	57	10	20	28	32
PC05-10-40	19	16	12	M12x1.25	22	50	66	12	22	32	40
PC05-10-50	22	21	15	M16x1.5	27	64	85	16	28	42	50/63

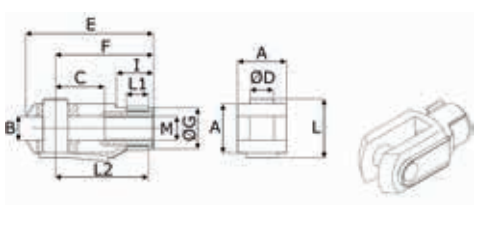

PC04-10

MUDEL 4

МОДЕЛЬ 4

MODEL 4

Tootekood Код *Part number*	A	B	C	D	E	F	G	I	M	L	L1	L2	Ø
PC04-10-32	20	10	20	10	52	40	18	15	M10x1.25	26	10	39	32
PC04-10-40	24	12	24	12	62	48	20	18	M12x1.25	32	12	47	40
PC04-10-50	32	16	32	16	83	64	26	24	M16x1.5	40	14	62	50/63

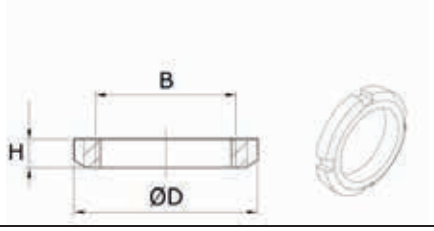

PC06-10

MUDEL 6

МОДЕЛЬ 6

MODEL 6

Tootekood Код *Part number*	B	D	H	Ø
PC06-10-32	M30x1.5	45	7	32
PC06-10-40	M38x1.5	50	8	40
PC06-10-50	M45x1.5	58	9	50/63

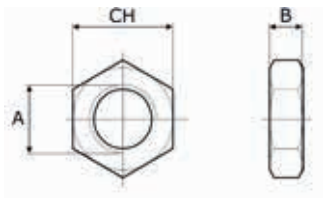

PC07-10

MUDEL 7

МОДЕЛЬ 7

MODEL 7

Tootekood Код *Part number*	A	B	CH	Ø
PC07-10-10	M10x1.25	8	17	32
PC07-10-12	M12x1.25	6	19	40
PC07-10-16	M16x1.5	6	22	50/63

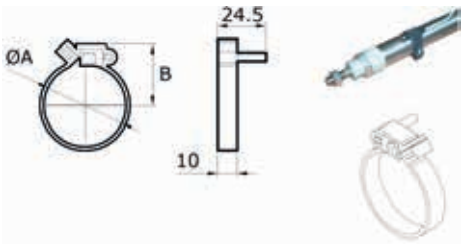

PC64-00

MUDEL 64

МОДЕЛЬ 64

MODEL 64

Tootekood Код *Part number*	ØA	B	Ø
PC64-00-32	33.6	27	32
PC64-00-40	41.6	31	40
PC64-00-50	52.4	37	50
PC64-00-63	65.4	42	63

PC67

MUDEL 67

МОДЕЛЬ 67

MODEL 67

Tootekood Код *Part number*	Kaabel Кабель *Cable*	Kaabli pikkus Длина кабеля *Cable length*
PC67-00-25	M8 PUR 2x0,14 mm²	2,5 m
PC67-10-25	M8 PUR 3x0,14 mm²	2,5 m

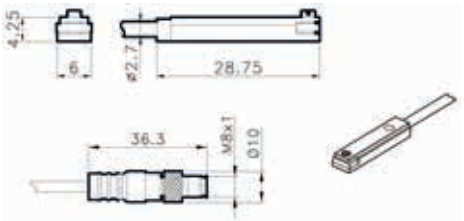

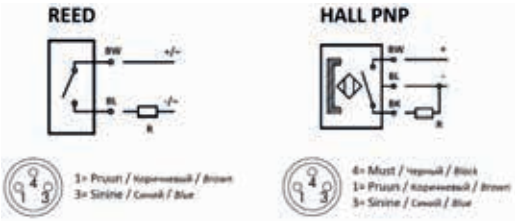

PC60

MUDEL 60

МОДЕЛЬ 60

MODEL 60

IP67

-20°C.. +70°C

Tootekood Код *Part number*	Toide Электропитание *Power supply*	Lülitusvool Ток переключения *Switching current*	Väljundvõimsus Выходная мощность *Power output*	Kaabel Кабель *Cable*	Kaabli pikkus Длина кабеля *Cable length*	Versioon Версия *Version*
PC60-00-25	3-30 VDC/VAC	≤200 mA	≤3 W	PUR 2x0,14 mm²	2,5 m	REED NO
PC60-01-30	10-170 VDC; 10-230 VAC	≤150 mA	≤10 W	PUR 2x0,14 mm²	3,0 m	REED NO
PC60-00-80	3-30 VDC/VAC	≤200 mA	≤3 W	M8 PUR 2x0,14 mm²	0,3 m	REED NO
PC60-10-25	6-30 VDC	≤200 mA	≤3 W	PUR 3x0,14 mm²	2,5 m	HALL PNP NO
PC60-10-80	6-30 VDC	≤200 mA	≤3 W	M8 PUR 3x0,14 mm²	0,3 m	HALL PNP NO

TEHNILINE INFO

ТЕХНИЧЕСКАЯ ИНФОРМАЦИЯ | *TECHNICAL INFORMATION*

Max surve Максимальное давление | *Max pressure*	**10 bar**
Töötemperatuur Рабочая температура | *Temperature range*	**-20°C.. +80°C**
Tihendid Уплотнение | *Gaskets*	**PU**
Kolvivars Шток *Piston rod*	**Teras, C40 kroom** Сталь, C40 хром *Steel, C40 chrome*
Silindritoru Корпус цилиндра | *Cylinder tube*	**Alumiinium** Алюминий | *Aluminium*

TELLIMISKOOD | КОД ЗАКАЗА | *ORDERING CODE*

Tüüp Тип *Type*	Versioon Версия *Version*	Ø Silinder Ø Цилиндр *Ø Cylinder*	Käigupikkus Ход *Stroke*
PCP	10	0032	0050

Ø16
Ø20
Ø25
Ø32
Ø40
Ø50
Ø63
Ø80
Ø100

STANDARDNE KÄIGUPIKKUS [mm] | СТАНДАРТНЫЙ ХОД [мм] | *STANDARD STROKE [mm]*

2-Suunaline | Двусторонний | *Double acting*		**1-Suunaline** | Односторонний | *Single acting*	
Ø16	5-10-15-20-25-30	**Ø16-Ø40**	5-10
Ø20-Ø25	5-10-15-20-25-30-35-40-45-50	**Ø50**	10-20
Ø32-Ø40	5-10-15-20-25-30-35-40-45-50-75-100		
Ø50-Ø100	10-15-20-25-30-35-40-45-50-75-100		

VERSIOON | ВЕРСИЯ | *VERSION*


10 2-Suunaline, magnetiga, M | Двусторонний, с магнитом, M | *Double acting, with magnet, M*


15 2-Suunaline, magnetiga, F | Двусторонний, с магнитом, F | *Double acting, with magnet, F*


00 2-Suunaline, magnetita, M | Двусторонний, без магнита, M | *Double acting, without magnet, M*

05 2-Suunaline, magnetita, F | Двусторонний, без магнита, F | *Double acting, without magnet, F*

22 1-Suunaline, magnetiga, vedru ees, M | Односторонний, с магнитом, передняя пружина, M | *Single acting, with magnet, front spring, M*

27 1-Suunaline, magnetiga, vedru ees, F | Односторонний, с магнитом, передняя пружина, F | *Single acting, with magnet, front spring, F*

20 1-Suunaline, magnetita, vedru ees, M | Односторонний, без магнита, передняя пружина, M | *Single acting, without magnet, front spring, M*

26 1-Suunaline, magnetita, vedru ees, F | Односторонний, без магнита, передняя пружина, F | *Single acting, without magnet, front spring, F*

33 2-Suunaline, magnetiga, läbiv vars, M | Двусторонний, с магнитом, двусторонний шток, M | *Double acting, with magnet, through rod, M*

38 2-Suunaline, magnetiga, läbiv vars, F | Двусторонний, с магнитом, двусторонний шток, F | *Double acting, with magnet, through rod, F*

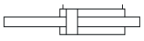
30 2-Suunaline, magnetita, läbiv vars, M | Двусторонний, без магнита, двусторонний шток, M | *Double acting, without magnet, through rod, M*

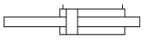
36 2-Suunaline, magnetita, läbiv vars, F | Двусторонний, без магнита, двусторонний шток, F | *Double acting, without magnet, through rod, F*

M- Väliskeermega vars | Шток с наружной резьбой | *Male rod*
F- Sisekeermega vars | Шток с внутренней резьбой | *Female rod*

PCP-10 & PCP-15

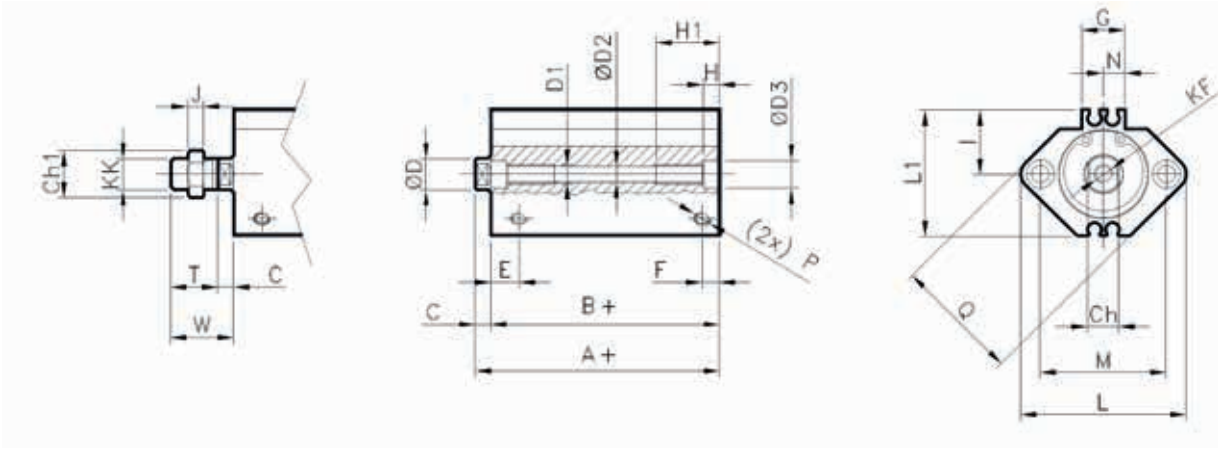

+ = Käigupikkus | Ход | *Stroke*

Ø	A	B	C	Ch	Ch1	ØD	D1	ØD2	ØD3	E	F	G	H	H1	I	J	KF	KK	L	L1	M	N	P	Q	T	W
16	34	30.5	3.5	6	10	8	M4	3.5	6.5	10	5.5	13.2	3.5	11	15	5	M4	M6	37	29.5	28	6.6	M5	29	12	15.5
20	36	31.5	4.5	8	13	10	M6	5.5	9	8	5.5	13.6	7	17	18	6	M5	M8	47	35.5	36	6.8	M5	36	14	18.5
25	37.5	32.5	5	10	17	12	M6	5.5	9	9	5.5	13.6	7	17	21	6	M6	M10x1.25	52	40.5	40	6.8	M5	40	17.5	22.5

PCP-10 & PCP-15

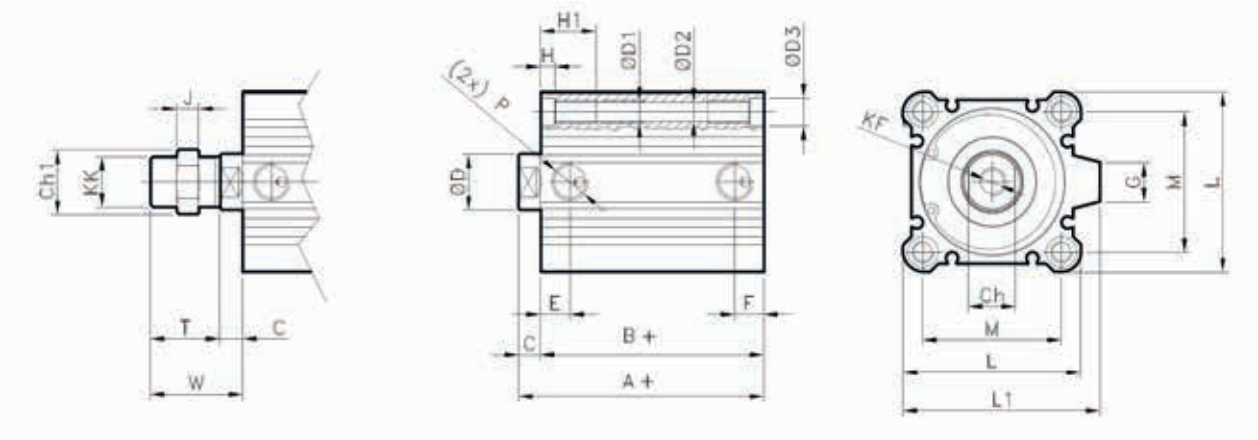

+ = Käigupikkus | Ход | *Stroke*

Ø	A	B	C	Ch	Ch1	ØD	D1	ØD2	ØD3	E	F	G	H	H1	J	KF	KK	L	L1	M	P	T	W
32	40	33	7	14	22	16	M6	5.5	9	10	7.5	14	7	17	8	M8	M14x1.5	45	49.5	34	G1/8	23.5	28.5
40	46.5	39.5	7	14	22	16	M6	5.5	9	12.5	7.5	15	7	17	8	M8	M14x1.5	52	57	40	G1/8	23.5	28.5
50	48.5	40.5	8	17	27	20	M8	6.6	11	10.5	10.5	19	8	22	11	M10	M18x1.5	64	71	50	G1/4	28.5	33.5
63	54	46	8	17	27	20	M10	9	14	15	10.5	19	10.5	28.5	11	M10	M18x1.5	77	84	60	G1/4	28.5	33.5
80	63.5	53.5	10	22	32	25	M12	11	17.5	16	12.5	25	13.5	35.5	13	M16	M22x1.5	98	104	77	G3/8	35.5	43.5
100	75	63	12	27	36	30	M12	11	17.5	23	13	25	13.5	35.5	16	M20	M26x1.5	117	123.5	94	G3/8	35.5	43.5

PCP-00 & PCP-05

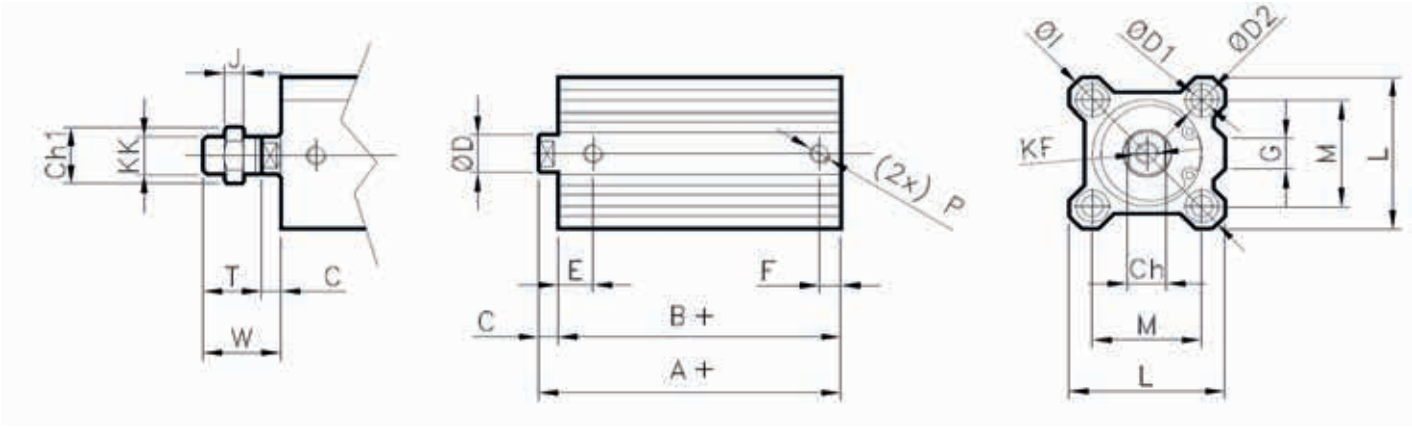

+ = Käigupikkus | Ход | *Stroke*

Ø	A	B	C	Ch	Ch1	ØD	D1	ØD2	E	F	G	I	J	KF	KK	L	M	P	T	W
16	22	18.5	3.5	6	10	8	3.5	6.5x3.5	8	5.5	11	38	5	M4	M6	29	20	M5	12	15.5
20	24	19.5	4.5	8	13	10	5.5	9x7	8	5.5	11	47	6	M5	M8	36	25.5	M5	14	18.5
25	27.5	22.5	5	10	17	12	5.5	9x7	9	5.5	11	52	6	M6	M10x1.25	40	28	M5	17.5	22.5

PCP-00 & PCP-05

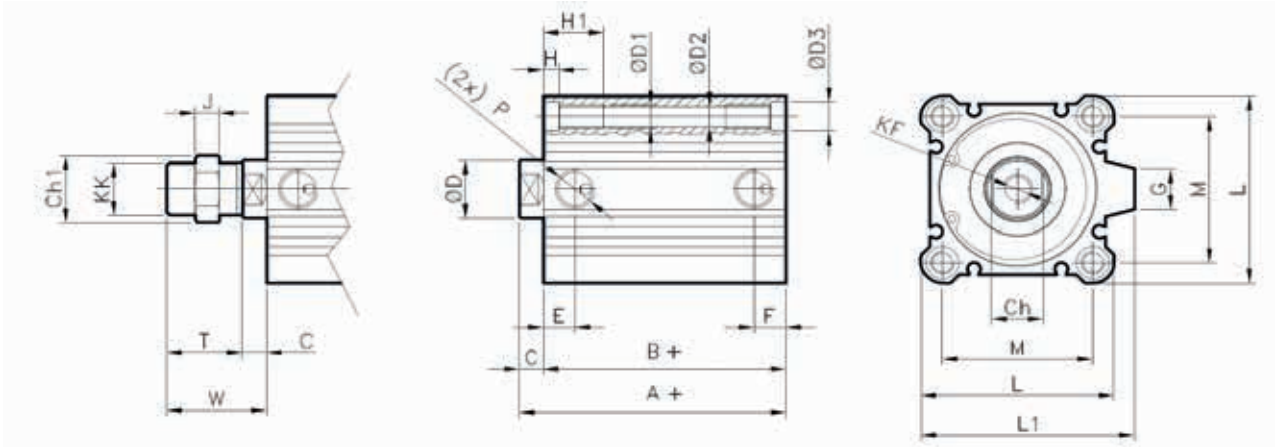

+ = Käigupikkus | Ход | *Stroke*

Ø	A (+)		B (+)		C	Ch	Ch1	ØD	D1	ØD2	ØD3	E	F	G	H	H1	J	KF	KK	L	L1	M	P	T	W
32	30 (5÷50)	46 (75÷100)	23 (5÷50)	33 (75÷100)	7	14	22	16	M6	5.5	9	10	7.5	14	7	17	8	M8	M14x1.5	45	49.5	34	G1/8	23.5	28.5
40	36.5 (5÷50)	46.5 (75÷100)	29.5 (5÷50)	39.5 (75÷100)	7	14	22	16	M6	5.5	9	12.5	7.5	15	7	17	8	M8	M14x1.5	52	57	40	G1/8	23.5	28.5
50	38.5 (10÷50)	48.5 (75÷100)	30.5 (10÷50)	40.5 (75÷100)	8	17	27	20	M8	6.6	11	10.5	10.5	19	8	22	11	M10	M18x1.5	64	71	50	G1/4	28.5	33.5
63	44 (10÷50)	54 (75÷100)	36 (10÷50)	46 (75÷100)	8	17	27	20	M10	9	14	15	10.5	19	10.5	28.5	11	M10	M18x1.5	77	84	60	G1/4	28.5	33.5
80	53.5 (10÷50)	63.5 (75÷100)	43.5 (10÷50)	53.5 (75÷100)	10	22	32	25	M12	11	17.5	16	12.5	25	13.5	35.5	13	M16	M22x1.5	98	104	77	G3/8	35.5	43.5
100	65 (10÷50)	75 (75÷100)	53 (10÷50)	63 (75÷100)	12	27	36	30	M12	11	17.5	23	13	25	13.5	35.5	16	M20	M26x1.5	117	123.5	94	G3/8	35.5	43.5

PCP-33 & PCP-38

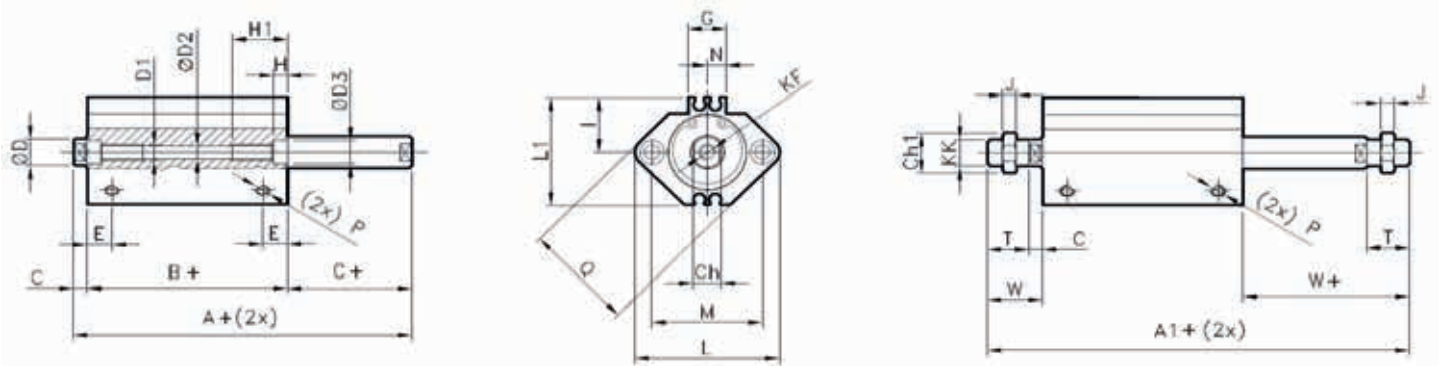

+ = Käigupikkus | Ход | *Stroke*

Ø	A	B	C	Ch	Ch1	ØD	D1	D2	D3	E	G	H	H1	I	J	KF	KK	L	L1	M	N	P	Q	T	W
16	43	36	3.5	6	10	8	M4	3.5	6.5	10	13.2	3.5	11	15	5	M4	M6	37	29.5	28	6.6	M5	29	12	15.5
20	47	38	4.5	8	13	10	M6	5.5	9	8	13.6	7	17	18	6	M5	M8	47	35.5	36	6.8	M5	36	14	18.5
25	49	39	5	10	17	12	M6	5.5	9	9	13.6	7	17	21	6	M6	M10x1.25	52	40.5	40	6.8	M5	40	17.5	22.5

PCP-33 & PCP-38

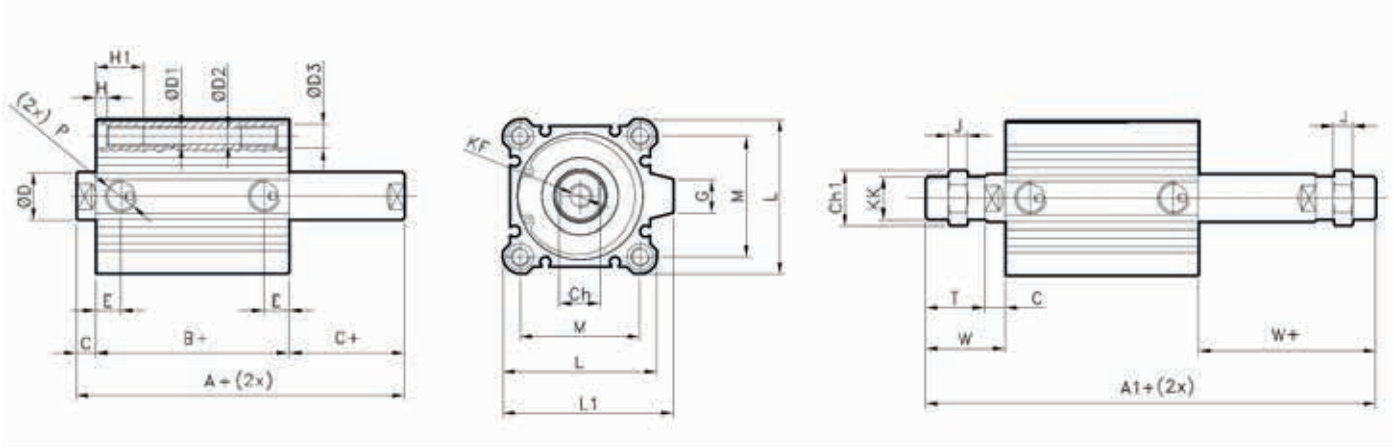

+ = Käigupikkus | Ход | *Stroke*

Ø	A	A1	B	C	Ch	Ch1	ØD	D1	ØD2	ØD3	E	G	H	H1	J	KF	KK	L	L1	M	P	T	W
32	54.5	97.5	40.5	7	14	22	16	M6	5.5	9	10	14	7	17	8	M8	M14x1.5	45	49.5	34	G1/8	23.5	28.5
40	64	107	50	7	14	22	16	M6	5.5	9	12.5	15	7	17	8	M8	M14x1.5	52	57	40	G1/8	23.5	28.5
50	66.5	117.5	50.5	8	17	27	20	M8	6.6	11	10.5	19	8	22	11	M10	M18x1.5	64	71	50	G1/4	28.5	33.5
63	68	119	52	8	17	27	20	M10	9	14	15	19	10.5	28.5	11	M10	M18x1.5	77	84	60	G1/4	28.5	33.5
80	81	148	61	10	22	32	25	M12	11	17.5	16	25	13.5	35.5	13	M16	M22x1.5	98	104	77	G3/8	35.5	43.5
100	94.5	157.5	70.5	12	27	36	30	M12	11	17.5	23	25	13.5	35.5	16	M20	M26x1.5	117	123.5	94	G3/8	35.5	43.5

PCP-30 & PCP-36

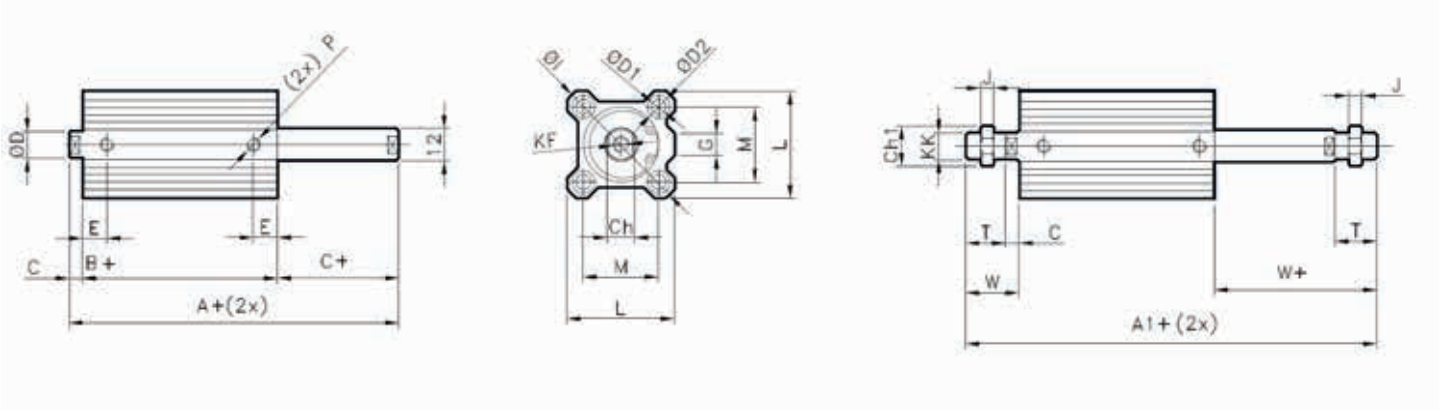

+ = Käigupikkus | Ход | *Stroke*

Ø	A	A1	B	C	Ch	Ch1	ØD	D1	ØD2	E	G	I	J	KF	KK	L	M	P	T	W
16	33	57	26	3.5	6	10	8	3.5	6.5x3.5	10	11	38	5	M4	M6	29	20	M5	12	15.5
20	35	63	26	4.5	8	13	10	5.5	9x7	8	11	47	6	M5	M8	36	25.5	M5	14	18.5
25	39	74	29	5	10	17	12	5.5	9x7	9	11	52	6	M6	M10x1.25	40	28	M5	17.5	22.5

PCP-30 & PCP-36

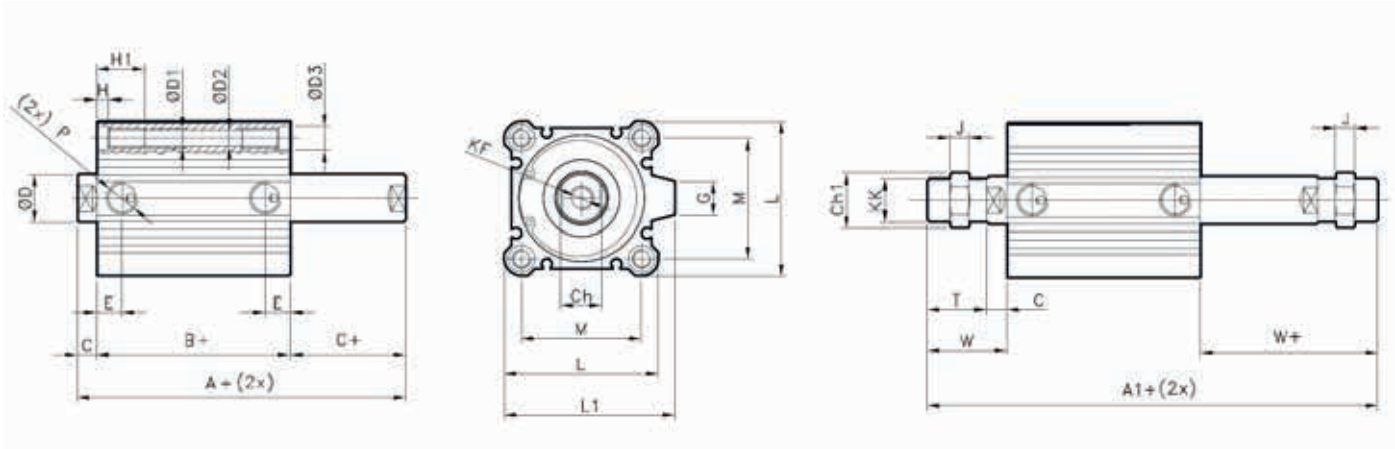

+ = Käigupikkus | Ход | *Stroke*

Ø	A (+)		A1 (+)		B (+)		C	Ch	Ch1	ØD	D1	D2	D3	E	G	H	H1	J	KF	KK	L	L1	M	P	T	W
32	44.5 (5÷50)	54.5 (75÷100)	23 (5÷50)	33 (75÷100)	30.5 (5÷50)	40.5 (75÷100)	7	14	22	16	M6	5.5	9	10	14	7	17	8	M8	M14x1.5	45	49.5	34	G1/8	23.5	28.5
40	54 (5÷50)	64 (75÷100)	97 (5÷50)	107 (75÷100)	40 (5÷50)	50 (75÷100)	7	14	22	16	M6	5.5	9	12	15	7	17	8	M8	M14x1.5	52	57	40	G1/8	23.5	28.5
50	56.5 (10÷50)	66.5 (75÷100)	107.5 (10÷50)	117.5 (75÷100)	40.5 (10÷50)	50.5 (75÷100)	8	17	27	20	M8	6.6	11	10	19	8	22	11	M10	M18x1.5	64	71	50	G1/4	28.5	33.5
63	58 (10÷50)	68 (75÷100)	109 (10÷50)	119 (75÷100)	42 (10÷50)	52 (75÷100)	8	17	27	20	M10	9	14	15	19	10.5	28.5	11	M10	M18x1.5	77	84	60	G1/4	28.5	33.5
80	71 (10÷50)	81 (75÷100)	138 (10÷50)	148 (75÷100)	51 (10÷50)	61 (75÷100)	10	22	32	25	M12	11	17.5	16	25	13.5	35.5	13	M16	M22x1.5	98	104	77	G3/8	35.5	43.5
100	84.5 (10÷50)	94.5 (75÷100)	147.5 (10÷50)	157.5 (75÷100)	60.5 (10÷50)	70.5 (75÷100)	12	27	36	30	M12	11	17.5	23	25	13.5	35.5	16	M20	M26x1.5	117	123.5	94	G3/8	35.5	43.5

PCP-22 & PCP-27

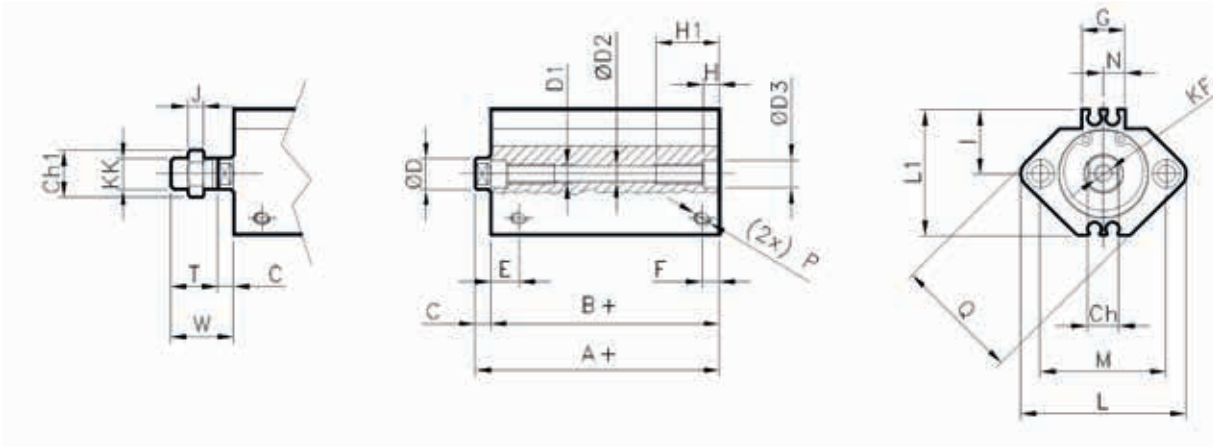

+ = Käigupikkus | Ход | *Stroke*

Ø	A	B	C	Ch	Ch1	ØD	D1	D2	D3	F	G	H	H1	I	J	KF	KK	L	L1	M	N	P	Q	T	W
16	34	30.5	3.5	6	10	8	M4	3.5	6.5	5.5	13.2	3.5	11	15	5	M4	M6	37	29.5	28	6.6	M5	29	12	15.5
20	36	31.5	4.5	8	13	10	M6	5.5	9	5.5	13.6	7	17	18	6	M5	M8	47	35.5	36	6.8	M5	36	14	18.5
25	37.5	32.5	5	10	17	12	M6	5.5	9	5.5	13.6	7	17	21	6	M6	M10x1.25	52	40.5	40	6.8	M5	40	17.5	22.5

PCP-22 & PCP-27

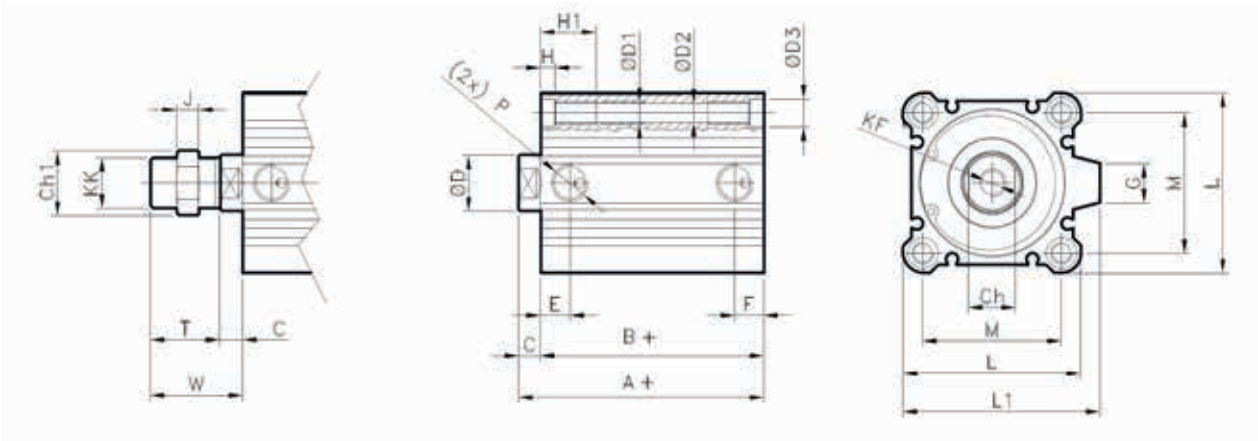

+ = Käigupikkus | Ход | *Stroke*

Ø	A	B	C	Ch	Ch1	ØD	D1	ØD2	ØD3	F	G	H	H1	J	KF	KK	L	L1	M	P	T	W
32	40	33	7	14	22	16	M6	5.5	9	7.5	14	7	17	8	M8	M14x1.5	45	49.5	34	G1/8	23.5	28.5
40	46.5	39.5	7	14	22	16	M6	5.5	9	7.5	15	7	17	8	M8	M14x1.5	52	57	40	G1/8	23.5	28.5
50	48.5	40.5	8	17	27	20	M8	6.6	11	10.5	19	8	22	11	M10	M18x1.5	64	71	50	G1/4	28.5	33.5

PCP-20 & PCP-26

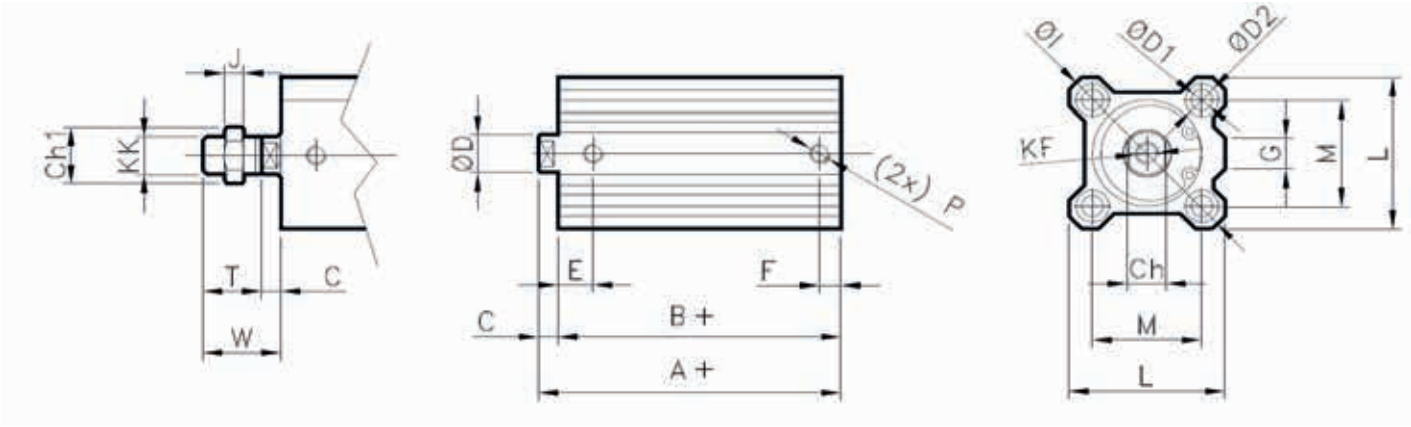

+ = Käigupikkus | Ход | *Stroke*

Ø	A	B	C	Ch	Ch1	ØD	D1	ØD2	F	G	I	J	KF	KK	L	M	P	T	W
16	22	18.5	3.5	6	10	8	3.5	6.5x3.5	8	11	38	5	M4	M6	29	20	M5	12	15.5
20	24	19.5	4.5	8	13	10	5.5	9x7	8	11	47	6	M5	M8	36	25.5	M5	14	18.5
25	27.5	22.5	5	10	17	12	5.5	9x7	9	11	52	6	M6	M10x1.25	40	28	M5	17.5	22.5

PCP-20 & PCP-26

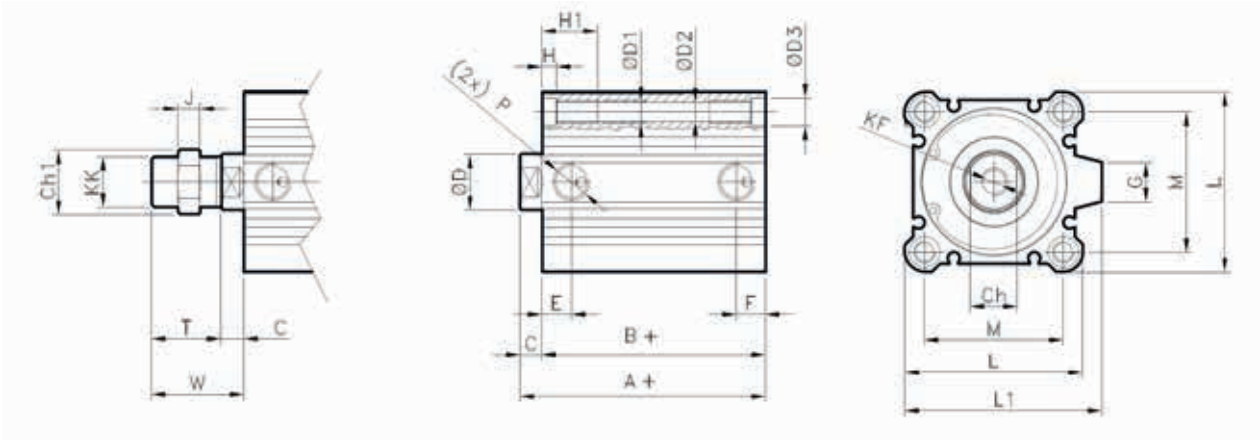

+ = Käigupikkus | Ход | *Stroke*

Ø	A	B	C	Ch	Ch1	ØD	D1	ØD2	ØD3	E	F	G	H	H1	J	KF	KK	L	L1	M	P	T	W
32	30	23	7	14	22	16	M6	5.5	9	10	7.5	14	7	17	8	M8	M14x1.5	45	49.5	34	G1/8	23.5	28.5
40	36.5	29.5	7	14	22	16	M6	5.5	9	12.5	7.5	15	7	17	8	M8	M14x1.5	52	57	40	G1/8	23.5	28.5
50	38.5	30.5	8	17	27	20	M8	6.6	11	10.5	10.5	19	8	22	11	M10	M18x1.5	64	71	50	G1/4	28.5	33.5

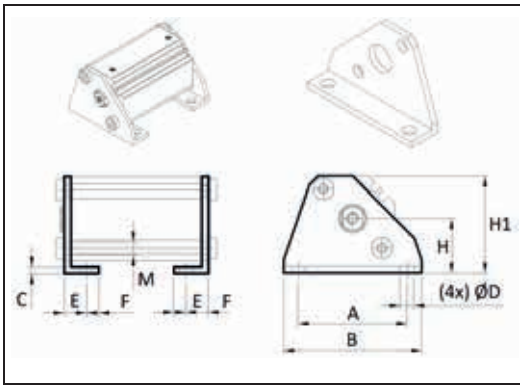

PC30-10

MUDEL 30

МОДЕЛЬ 30

MODEL 30

Tootekood Код *Part number*	A	B	C	ØD	E	F	H	H1	M	Ø
PC30-10-16	38	48	2	4.5	8	5	19	33.5	M4	16
PC30-10-20	48	62	3.2	6.6	9.2	5.8	24	42	M6	20
PC30-10-25	52	66	3.2	6.6	10.7	5.8	26	46	M6	25

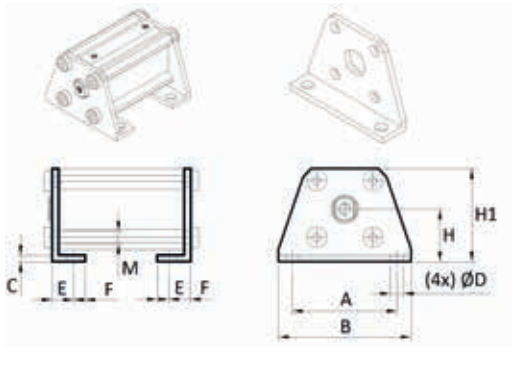

PC31-10

MUDEL 31

МОДЕЛЬ 31

MODEL 31

Tootekood Код *Part number*	A	B	C	ØD	E	F	H	H1	M	Ø
PC31-10-16	38	48	2	4.5	8	5	19	33.5	M4	16
PC31-10-20	48	62	3.2	6.6	9.2	5.8	24	42	M6	20
PC31-10-25	52	66	3.2	6.6	10.7	5.8	26	46	M6	25

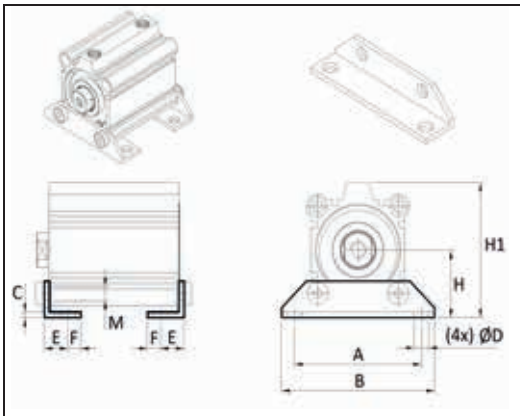

PC32-10

MUDEL 32

МОДЕЛЬ 32

MODEL 32

Tootekood Код *Part number*	A	B	C	ØD	E	F	H	H1	M	Ø
PC32-10-32	57	71	3.2	6.6	11.2	5.8	30	57	M6	32
PC32-10-40	64	78	3.2	6.6	11.2	7	33	64	M6	40
PC32-10-50	79	95	3.2	9	14.7	8	39	78	M8	50
PC32-10-63	95	113	3.2	11	16.2	9	46	91.5	M10	63
PC32-10-80	118	140	4.5	13	19.5	11	59	114	M12	80
PC32-11-00	137	162	6	13	23	12.5	71	136	M12	100

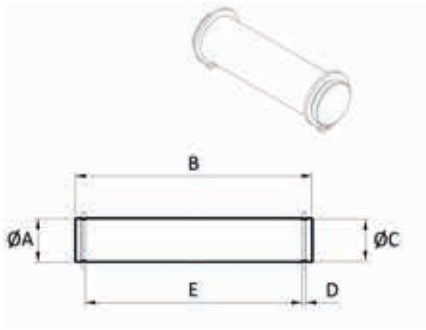

PC39-10

MUDEL 39

МОДЕЛЬ 39

MODEL 39

Tootekood Код *Part number*	ØA	B	ØC	D	E	Ø
PC39-10-16	5	16.6	4.8	0.7	12.2	16
PC39-10-20	8	21	7.6	0.9	16.2	20
PC39-10-25	10	25.6	9.6	1.15	20.2	25
PC39-10-32	10	41.6	9.6	1.15	36.2	32/40
PC39-10-50	14	50.6	13.4	1.15	44.2	50/63
PC39-10-80	18	64	17	1.35	56.2	80
PC39-11-00	22	72	21	1.35	64.2	100

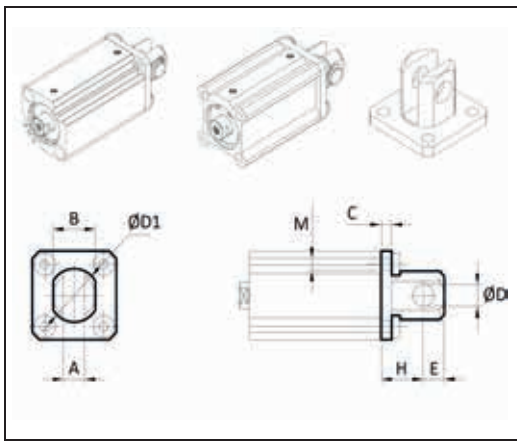

PC33-10

MUDEL 33

МОДЕЛЬ 33

MODEL 33

Tootekood Код *Part number*	A	B	C	ØD	ØD1	E	H	M	Ø
PC33-10-16	6.5	12	4	5	14	6	15	M4	16
PC33-10-20	8	16	5	8	20	9	18	M6	20
PC33-10-25	10	20	5	10	24	10	20	M6	25

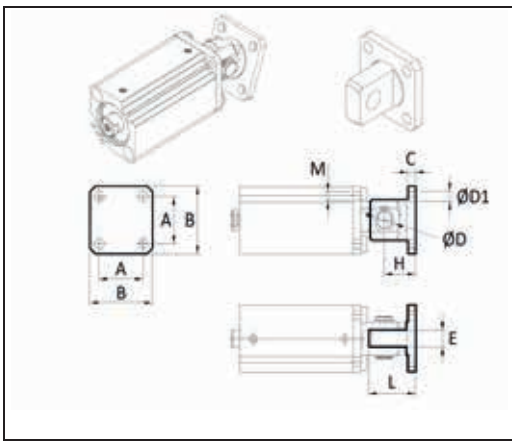

PC34-10

MUDEL 34

МОДЕЛЬ 34

MODEL 34

Tootekood Код *Part number*	A	B	C	ØD	ØD1	E	H	L	M	Ø
PC34-10-16	20	28	4	5	4.5	6.5	15	21	M4	16
PC34-10-20	25.5	35	5	8	6.6	8	18	27	M6	20
PC34-10-25	28	40	5	10	6.6	10	20	30	M6	25

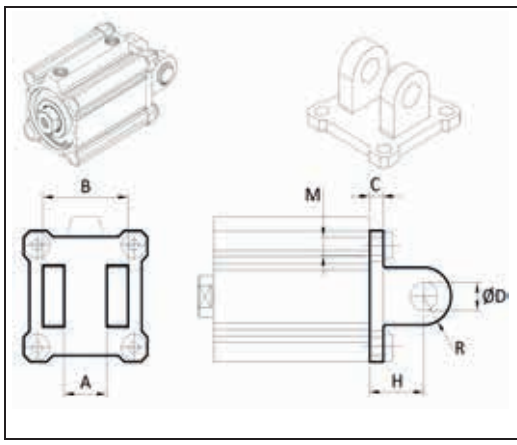

PC33-10

MUDEL 33

МОДЕЛЬ 33

MODEL 33

Tootekood Код *Part number*	A	B	C	ØD	H	M	R	Ø
PC33-10-32	18	36	5	10	20	M6	10	32
PC33-10-40	18	36	6	10	22	M6	10	40
PC33-10-50	22	44	7	14	28	M8	14	50
PC33-10-63	22	44	8	14	30	M10	14	63
PC33-10-80	28	56	10	18	38	M12	18	80
PC33-11-00	32	64	13	22	45	M12	22	100

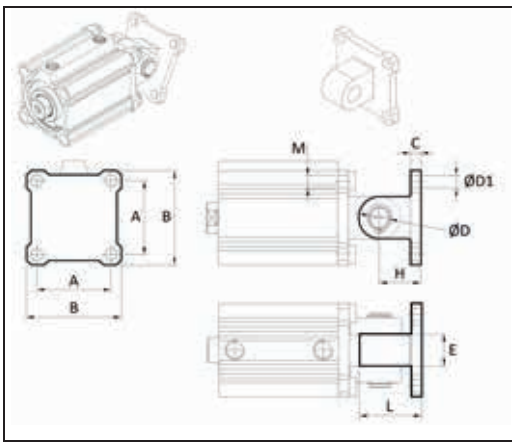

PC34-10

MUDEL 34

МОДЕЛЬ 34

MODEL 34

Tootekood Код *Part number*	A	B	C	ØD	ØD1	E	H	L	M	Ø
PC34-10-32	34	45	5	10	6.6	18	20	30	M6	32
PC34-10-40	40	52	6	10	6.6	18	22	32	M6	40
PC34-10-50	50	64	7	14	9	22	28	42	M8	50
PC34-10-63	60	77	8	14	11	22	30	44	M10	63
PC34-10-80	77	98	10	18	13.5	28	38	56	M12	80
PC34-11-00	94	117	13	22	13.5	32	45	67	M12	100

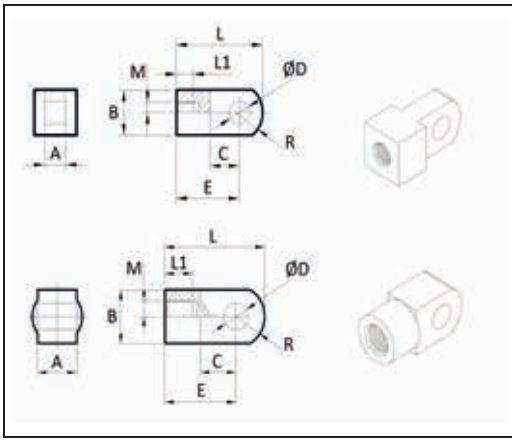

PC36-10

MUDEL 36

МОДЕЛЬ 36

MODEL 36

Tootekood Код *Part number*	A	B	C	ØD	E	L	L1	M	R	Ø
PC36-10-16	6.4	Ø12	14	5	25	32	8	M6	8.1	16
PC36-10-20	8	Ø16	11.5	8	25	34	8.5	M8	10.3	20
PC36-10-25	10	Ø20	14	10	30	41	10.5	M10x1.25	12.8	25
PC36-10-32	18	Ø22	14	10	30	42	14	M14x1.5	12	32/40
PC36-10-50	22	Ø28	20	14	40	56	18	M18x1.5	16	50/63
PC36-10-80	28	Ø38	27	18	50	71	21	M22x1.5	21	80
PC36-11-00	32	Ø44	31	22	55	79	21	M26x1.5	24	100

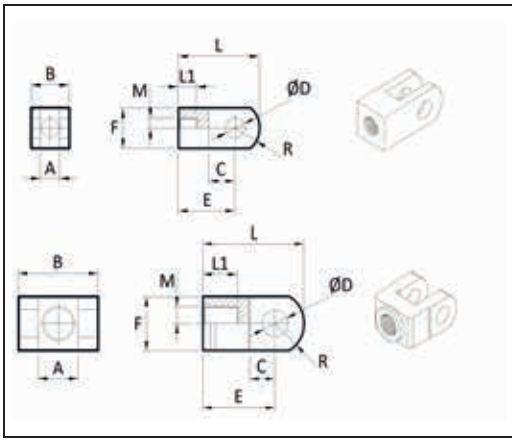

PC37-10

MUDEL 37

МОДЕЛЬ 37

MODEL 37

Tootekood Код *Part number*	A	B	C	ØD	E	F	L	L1	M	R	Ø
PC37-10-16	6.5	12	10	5	21	Ø12	28	11	M6	8.1	16
PC37-10-20	8	16	11.5	8	25	Ø16	34	9	M8	10.3	20
PC37-10-25	10	20	14	10	30	Ø20	41	10	M10x1.25	12.8	25
PC37-10-32	18	36	14	10	30	Ø22	42	16	M14x1.5	12	32/40
PC37-10-50	22	44	20	14	40	Ø28	56	20	M18x1.5	16	50/63
PC37-10-80	28	56	27	18	50	Ø38	71	23	M22x1.5	21	80
PC37-11-00	32	64	31	22	55	Ø44	79	24	M26x1.5	24	100

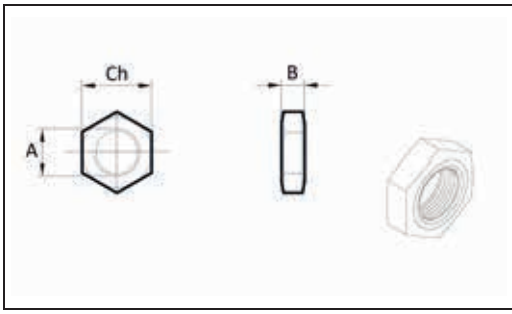

PC07-10

MUDEL 7

МОДЕЛЬ 7

MODEL 7

Tootekood Код *Part number*	A	B	Ch	Ø
PC07-10-06	M6	5	10	16
PC07-10-08	M8	5	13	20
PC07-10-10	M10x1.25	6	17	25
PC07-10-14	M14x1.5	8	22	32/40
PC07-10-18	M18x1.5	11	27	50/63
PC07-10-22	M22x1.5	13	32	80
PC07-10-26	M26x1.5	16	41	100

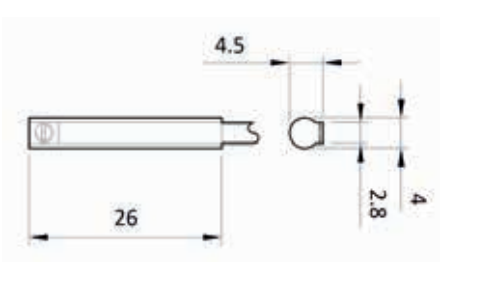

PC62-00

MUDEL 62

МОДЕЛЬ 62

MODEL 62

IP67

-20°C.. +70°C

Tootekood Код *Part number*			Versioon Версия *Version*
PC62-00-25	3-30 VDC/VAC	≤3 W	REED NO

TEHNILINE INFO

ТЕХНИЧЕСКАЯ ИНФОРМАЦИЯ | *TECHNICAL INFORMATION*

Max surve Максимальное давление | *Max pressure*	**10 bar**
Töötemperatuur Рабочая температура | *Temperature range*	**-20°C.. +80°C**
Tihendid Уплотнение | *Gaskets*	**PU**
Kolvivars Шток *Piston rod*	**Teras, C40 kroom** Сталь, C40 хром *Steel, C40 chrome*
Silindritoru Корпус цилиндра | *Cylinder tube*	**Alumiinium** Алюминий | *Aluminium*

TELLIMISKOOD | КОД ЗАКАЗА | *ORDERING CODE*

Tüüp Тип *Type*	Versioon Версия *Version*	Ø Silinder Ø Цилиндр *Ø Cylinder*	Käigupikkus Ход *Stroke*
PCH	10	0032	0050

Ø16
Ø20
Ø25
Ø32
Ø40
Ø50
Ø63
Ø80
Ø100

STANDARDNE KÄIGUPIKKUS [mm] | СТАНДАРТНЫЙ ХОД [мм] | *STANDARD STROKE [mm]*

2-Suunaline | Двусторонний | *Double acting*		**1-Suunaline** | Односторонний | *Single acting*	
Ø16	5-10-15-20-25-30	**Ø16-Ø40**	5-10
Ø20-Ø25	5-10-15-20-25-30-35-40-45-50	**Ø50**	10-20
Ø32-Ø40	5-10-15-20-25-30-35-40-45-50-75-100		
Ø50-Ø100	10-15-20-25-30-35-40-45-50-75-100		

VERSIOON | ВЕРСИЯ | *VERSION*


10 2-Suunaline, magnetiga, M | Двусторонний, с магнитом, M | *Double acting, with magnet, M*


15 2-Suunaline, magnetiga, F | Двусторонний, с магнитом, F | *Double acting, with magnet, F*

22 1-Suunaline, magnetiga, vedru ees, M | Односторонний, с магнитом, передняя пружина, M | *Single acting, with magnet, front spring, M*

27 1-Suunaline, magnetiga, vedru ees, F | Односторонний, с магнитом, передняя пружина, F | *Single acting, with magnet, front spring, F*

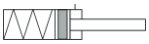
25 1-Suunaline, magnetiga, vedru taga, M | Односторонний, с магнитом, задняя пружина, M | *Single acting, with magnet, rear spring, M*

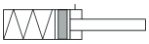
29 1-Suunaline, magnetiga, vedru taga, F | Односторонний, с магнитом, задняя пружина, F | *Single acting, with magnet, rear spring, F*

38 2-Suunaline, magnetiga, läbiv vars, F | Двусторонний, с магнитом, двусторонний шток, F | *Double acting, with magnet, through rod, F*

16 2-Suunaline, magnetiga, ◊, F | Двусторонний, с магнитом, ◊, F | *Double acting, with magnet, ◊, F*

39 2-Suunaline, magnetiga, läbiv vars, ◊, F | Двусторонний, с магнитом, двусторонний шток, ◊, F | *Double acting, with magnet, through rod, ◊, F*

M - Väliskeermega vars| Шток с наружной резьбой | M*ale rod*
F - Sisekeermega vars | Шток с внутренней резьбой | *Female rod*
◊ **-** Pöörlematu vars | без проворота | *anti-rotation rod*

PCH-15 & PCH-10

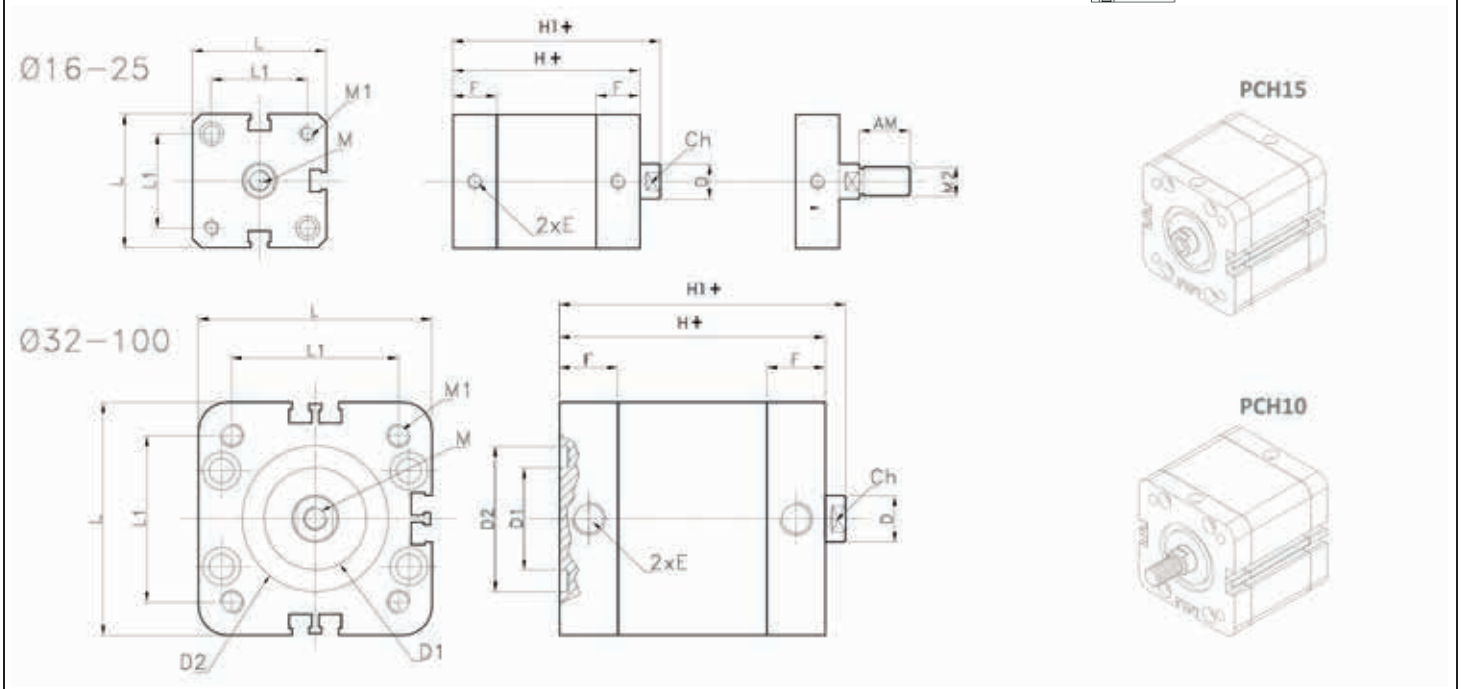

+ = Käigupikkus | Ход | *Stroke*

Ø	ØD	ØD1	ØD2	E	F	H	H1	L	L1	M	M1	M2	AM	Ch
16	8	–	–	M5	11	35	40	29	18	M4	M4	M6	12	7
20	10	–	–	M5	12	37	43	35.5	22	M6	M5	M8	16	9
25	10	–	–	M5	12	39	45	39.5	26	M6	M5	M8	16	9
32	12	20.5	30	G1/8	15	45	50	47.5	32.5	M8	M6	M10x1.25	19	10
40	12	25.5	35	G1/8	14.5	45	51	56.5	38	M8	M6	M10x1.25	19	10
50	16	30.5	40	G1/8	14.5	45	53	66.5	46.5	M10	M8	M12x1.25	22	13
63	16	35	45	G1/8	14.5	50	57	79.5	56.5	M10	M8	M12x1.25	22	13
80	20	35	45	G1/8	16	55	63	100	72	M12	M10	M16x1.5	28	17
100	20	45	55	G1/4	19.5	67	76	120	89	M12	M10	M16x1.5	28	17

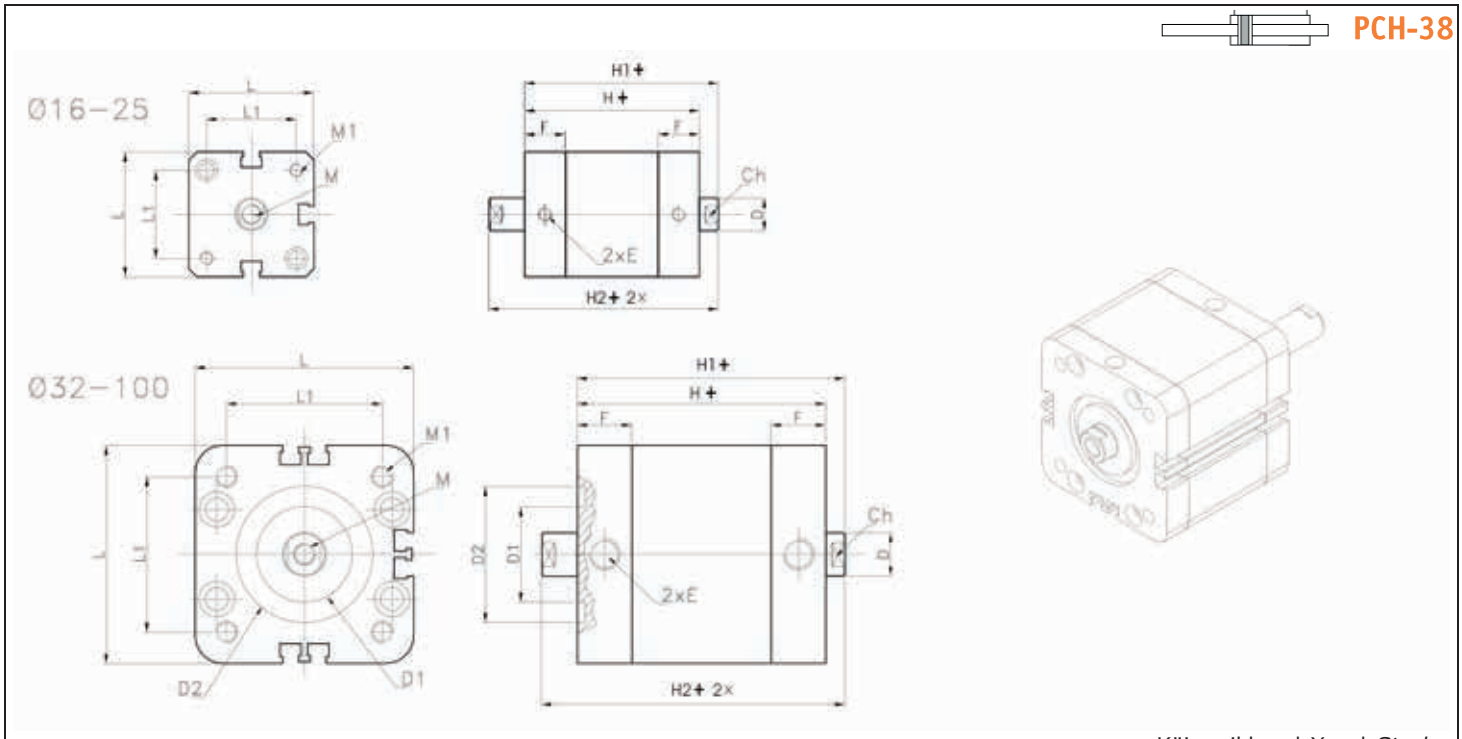

+ = Käigupikkus | Ход | *Stroke*

Ø	ØD	ØD1	ØD2	E	F	H	H1	H2	L	L1	M	M1	Ch
16	8	–	–	M5	11	35	40	45	29	18	M4	M4	7
20	10	–	–	M5	12	37	43	49	35.5	22	M6	M5	9
25	10	–	–	M5	12	39	45	51	39.5	26	M6	M5	9
32	12	20.5	30	G1/8	15	45	50	55	47.5	32.5	M8	M6	10
40	12	25.5	35	G1/8	14.5	45	51	57	56.5	38	M8	M6	10
50	16	30.5	40	G1/8	14.5	45	53	61	66.5	46.5	M10	M8	13
63	16	35	45	G1/8	14.5	50	57	64	79.5	56.5	M10	M8	13
80	20	35	45	G1/8	16	55	63	71	100	72	M12	M10	17
100	20	45	55	G1/4	19.5	67	76	85	120	89	M12	M10	17

PCH-16

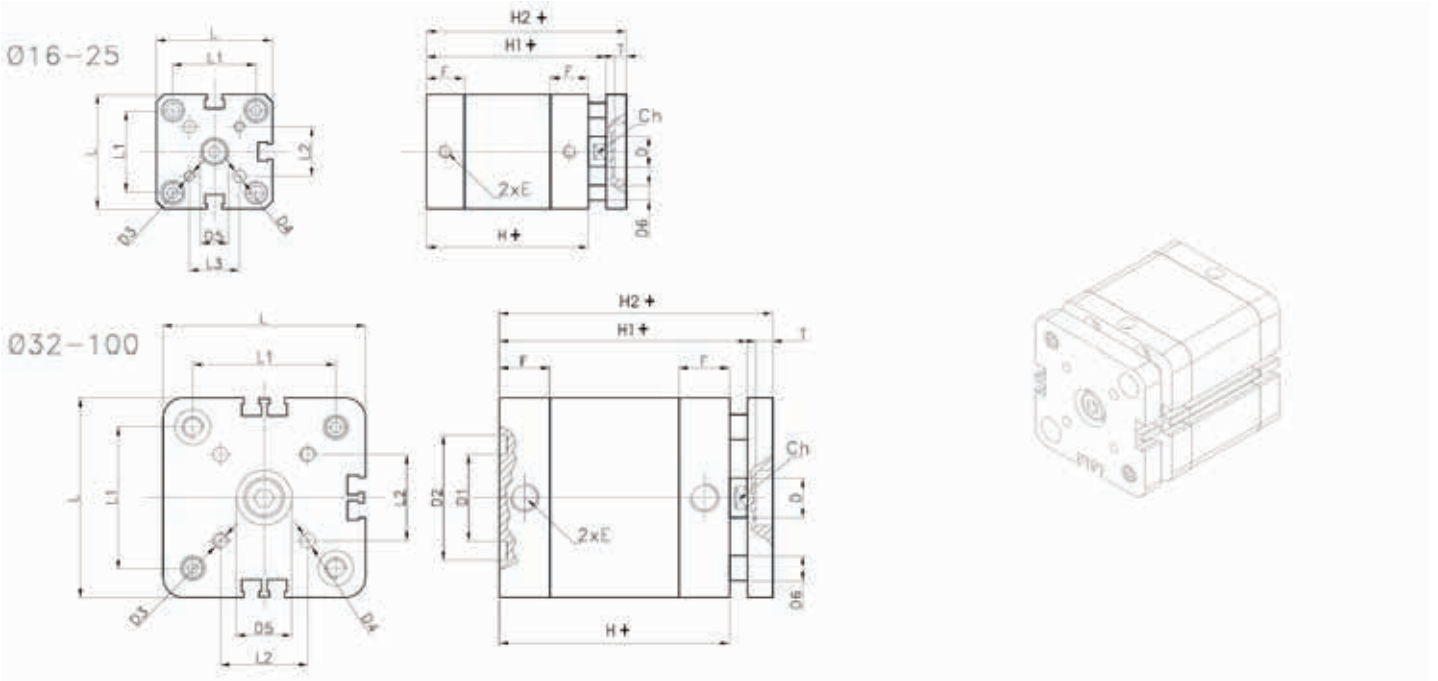

+ = Käigupikkus | Ход | *Stroke*

Ø	ØD	ØD1	ØD2	ØD3	ØD4	ØD5	ØD6	E	F	H	H1	H2	L	L1	L2	T	Ch
16	8	–	–	M4	4	11	5	M5	11	35	40	48	29	18	10	5	7
20	10	–	–	M4	4	11	5	M5	12	37	43	51	35.5	22	12	5	9
25	10	–	–	M4	4	14	6	M5	12	39	45	53	39.5	26	15.6	5	9
32	12	20.5	30	M5	5	17	6	G1/8	15	45	50	60	47.5	32.5	19.8	6.5	10
40	12	25.5	35	M5	5	17	8	G1/8	14.5	45	51	61	56.5	38	23.3	6.5	10
50	16	30.5	40	M6	6	22	10	G1/8	14.5	45	53	65	66.5	46.5	29.7	7.5	13
63	16	35	45	M6	6	22	10	G1/8	14.5	50	57	69	79.5	56.5	35.4	7.5	13
80	20	35	45	M8	8	28	14	G1/8	16	55	63	77	100	72	46	9	17
100	20	45	55	M10	10	30	14	G1/4	19.5	67	76	90	120	89	56.5	10	17

PCH-39

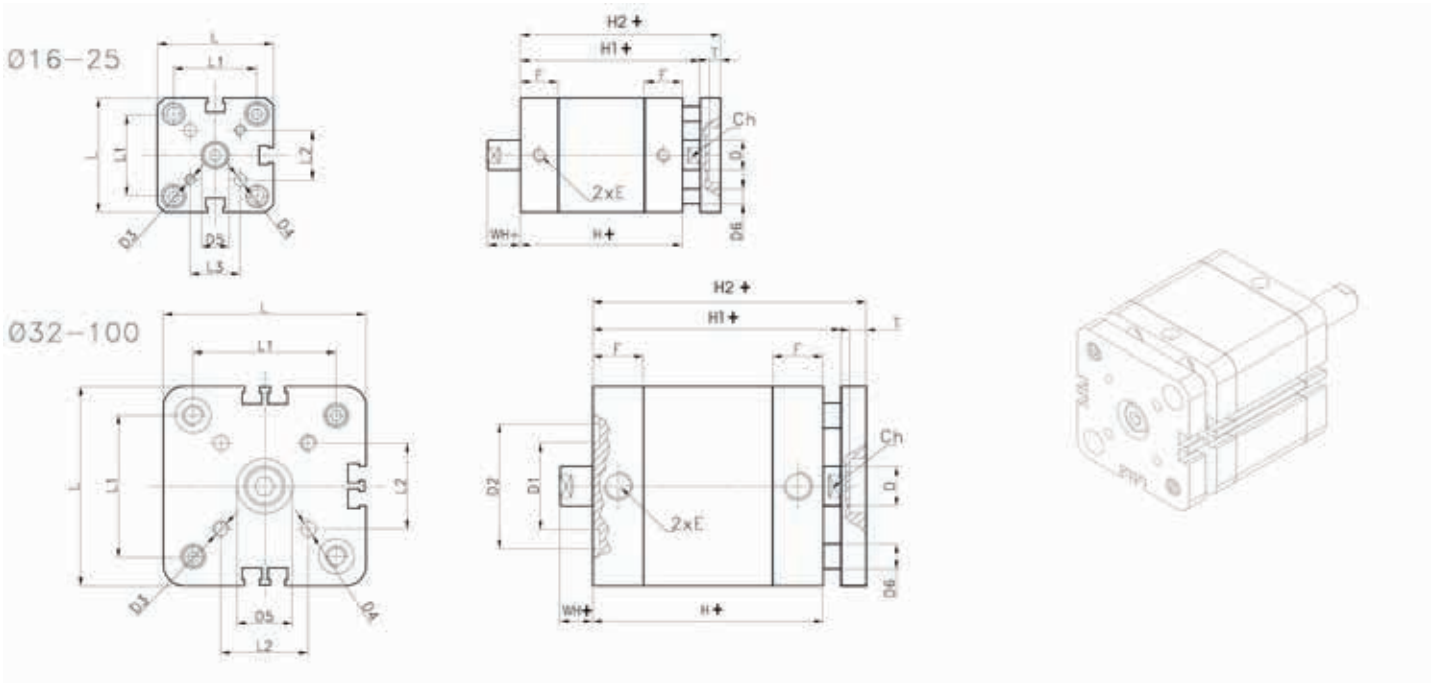

+ = Käigupikkus | Ход | *Stroke*

Ø	ØD	ØD1	ØD2	ØD3	ØD4	ØD5	ØD6	E	F	H	H1	H2	L	L1	L2	T	WH	Ch
16	8	–	–	M4	4	9	5	M5	11	35	40	48	29	18	10	5	5	7
20	10	–	–	M4	4	11	5	M5	12	37	43	51	35.5	22	12	5	6	9
25	10	–	–	M4	4	14	6	M5	12	39	45	53	39.5	26	15.6	5	6	9
32	12	20.5	30	M5	5	17	6	G1/8	15	45	50	60	47.5	32.5	19.8	6.5	5	10
40	12	25.5	35	M5	5	17	8	G1/8	14.5	45	51	61	56.5	38	23.3	6.5	6	10
50	16	30.5	40	M6	6	22	10	G1/8	14.5	45	53	65	66.5	46.5	29.7	7.5	8	13
63	16	35	45	M6	6	22	10	G1/8	14.5	50	57	69	79.5	56.5	35.4	7.5	7	13
80	20	35	45	M8	8	28	14	G1/8	16	55	63	77	100	72	46	9	8	17
100	20	45	55	M10	10	30	14	G1/4	19.5	67	76	90	120	89	56.5	10	9	17

TEHNILINE INFO

ТЕХНИЧЕСКАЯ ИНФОРМАЦИЯ | *TECHNICAL INFORMATION*

Max surve Макс давление | *Max pressure*	**10 bar**
Töötemperatuur Диапазон температура | *Temperature range*	**-20°C.. +80°C**
Tihendid Уплотнение | *Gaskets*	**PU**
Kolvivars Шток *Piston rod*	**Teras, C40 kroom** Сталь, C40 хром *Steel, C40 chrome*
Silindritoru Корпус цилиндра | *Cylinder tube*	**Alumiinium** Алюминий | *Aluminium*

TELLIMISKOOD | КОД ЗАКАЗА | *ORDERING CODE*

Tüüp Тип *Type*	Versioon Версия *Version*	Ø Silinder Ø Цилиндр *Ø Cylinder*	Käigupikkus Ход *Stroke*
PCE	12	0032	0050

Ø32
Ø40
Ø50
Ø63
Ø80
Ø100

STANDARDNE KÄIGUPIKKUS [mm] | СТАНДАРТНЫЙ ХОД [мм] | *STANDARD STROKE [mm]*

Ø32-Ø100 25-50-80-100-125-160-200-250-320-350-400-500-600-700-800-900-1000...

VERSIOON | ВЕРСИЯ | *VERSION*



12 Magnetiga, lõpupiduriga | С магнитом, с демпфирование | *With magnet, cushioning*



02 Magnetita, lõpupiruriga | Без магнита, с демпфирование | *Without magnet, cushioning*

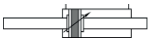

34 Magnetiga, läbiv vars, lõpupiduriga | С магнитом, двусторонний шток, с демпфирование | *With magnet, through rod, cushioning*

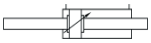

31 Magnetita, läbiv vars, lõpupiduriga | Без магнита, двусторонний шток, с демпфирование | *Without magnet, through rod, cushioning*

40 Magnetiga, lõpupiduriga, tandem | С магнитом, с демпфирование, тандем | *With magnet, cushioning, tandem*

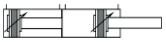

41 Magnetiga, lõpupiduriga | С магнитом, с демпфирование, тандем | *With magnet, cushioning, tandem*

42 Magnetiga, lõpupiduriga, vastassuunas | С магнитом, с демпфирование, противопоставлено | *With magnet, cushioning, tandem contrasted*

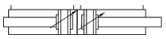

43 Magnetita, lõpupiduriga , vastassuunas | Без магнита, с демпфирование, противопоставлено | *Without magnet, cushioning, tandem contrasted*

50 Magnetiga, lõpupiduriga, kummilõdvikuga | С магнитом, с демпфирование, с защитными гофрами | *With magnet, cushioning, rubber bellow*

51 Magnetita, lõpupiduriga , kummilõdvikuga | Без магнита, с демпфирование, с защитными гофрами | *Without magnet, cushioning, rubber bellow*

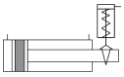

60 Magnetiga, varrelukustiga | С магнитом, с фиксатором штока | *With magnet, cushioning, with rod lock*

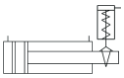

62 Magnetita, varrelukustiga | Без магнита, с фиксатором штока| *Without magnet, cushioning, with rod lock*

PCE-02 PCE-12

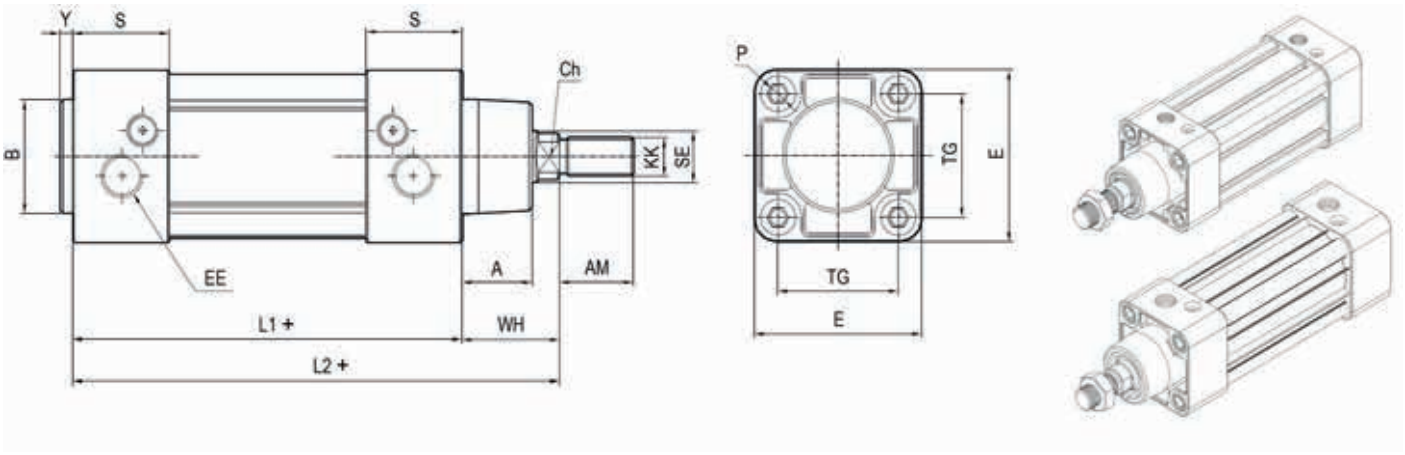

+ = Käigupikkus | Ход | *Stroke*

Ø	A	AM	B	E	EE	Y	KK	L1	L2	P	S	ØSE	TG	WH	Ch
32	20	22	30	47	G1/8"	4	M10x1.25	94 ± 0.4	120	M6	28	12	32.5	26	10
40	22	24	35	53	G1/4"	4	M12x1.25	105 ± 0.7	135	M6	30.5	16	38	30	13
50	28	32	40	65	G1/4"	4	M16x1.5	106 ± 0.7	143	M8	31	20	46.5	37	16
63	28	32	45	75	G3/8"	4	M16x1.5	121 ± 0.8	158	M8	35	20	56.5	37	16
80	34	40	45	95	G3/8"	4	M20x1.5	128 ± 0.8	174	M10	36	25	72	46	21
100	38	40	55	115	G1/2"	4	M20x1.5	138 ± 1.0	189	M10	41	25	89	51	21
125	50	54	60	140	G1/2"	5	M27x2.0	160 ± 1.0	225	M12	45	32	110	65	27

PCE-31 PCE-34

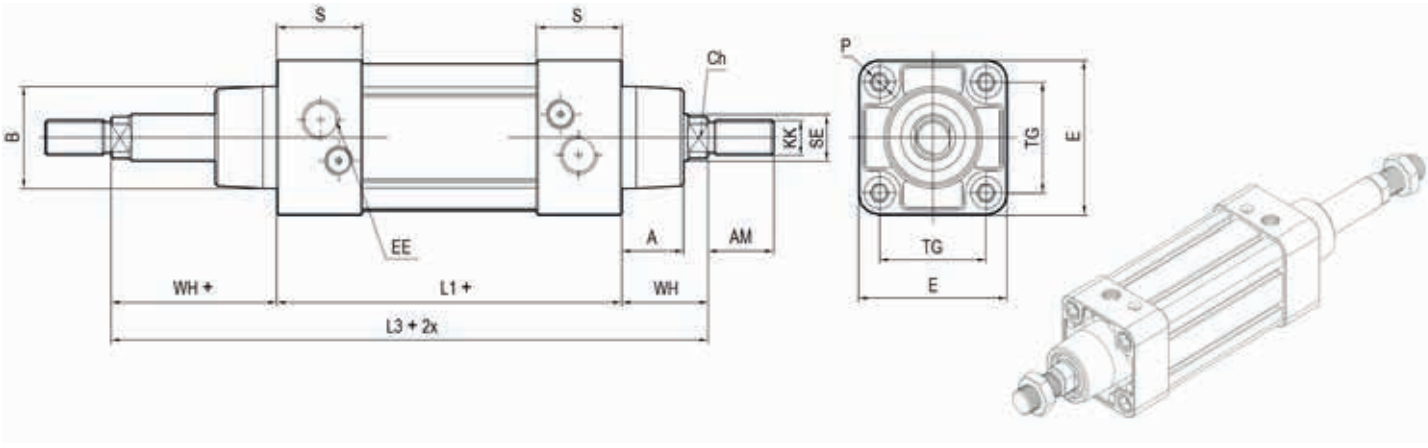

+ = Käigupikkus | Ход | *Stroke*

Ø	A	AM	B	E	EE	KK	L1	L2	L3	P	S	ØSE	TG	WH	Ch
32	20	22	30	47	G1/8"	M10x1.25	94 ± 0.4	120	146 ± 0.4	M6	28	12	32.5	26	10
40	22	24	35	53	G1/4"	M12x1.25	105 ± 0.7	135	165 ± 0.7	M6	30.5	16	38	30	13
50	28	32	40	65	G1/4"	M16x1.5	106 ± 0.7	143	180 ± 0.7	M8	31	20	46.5	37	16
63	28	32	45	75	G3/8"	M16x1.5	121 ± 0.8	158	195 ± 0.8	M8	35	20	56.5	37	16
80	34	40	45	95	G3/8"	M20x1.5	128 ± 0.8	174	220 ± 0.8	M10	36	25	72	46	21
100	38	40	55	115	G1/2"	M20x1.5	138 ± 1.0	189	240 ± 1.0	M10	41	25	89	51	21
125	50	54	60	140	G1/2"	M27x2.0	160 ± 1.0	225	290 ± 1.0	M12	45	32	110	65	27



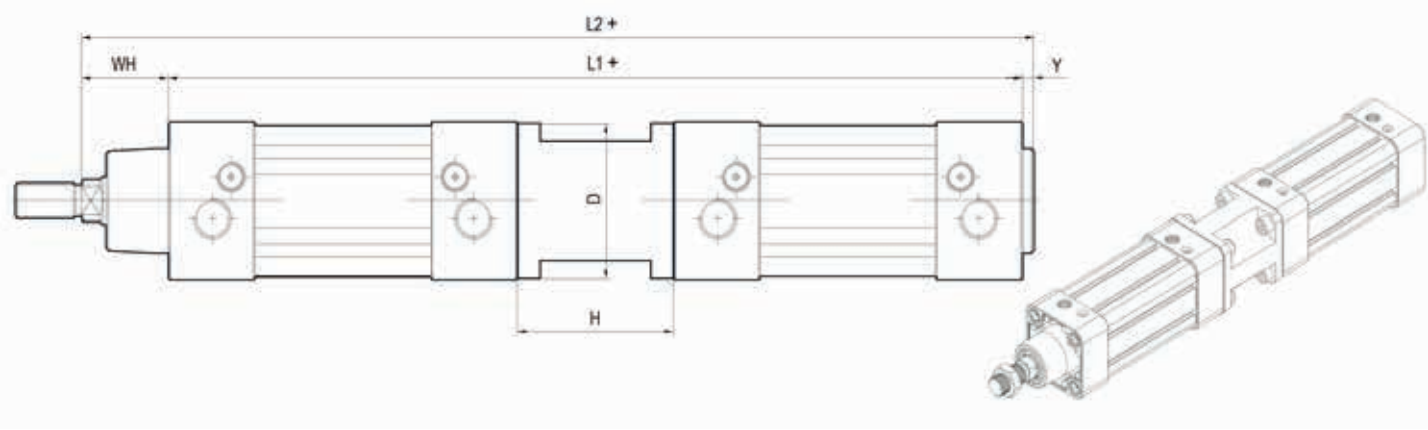

+ = Käigupikkus | Ход | *Stroke*

Ø	H	D	WD	L1	L2	Y
32	55	45	26	243 ± 0.4	273	4
40	55	52	30	265 ± 0.7	299	4
50	68	65	37	280 ± 0.7	321	4
63	68	75	37	314 ± 0.8	351	4
80	92	95	46	348 ± 0.8	398	4
100	92	115	51	368 ± 1.0	423	4
125	120	140	65	440 ± 1.0	510	5



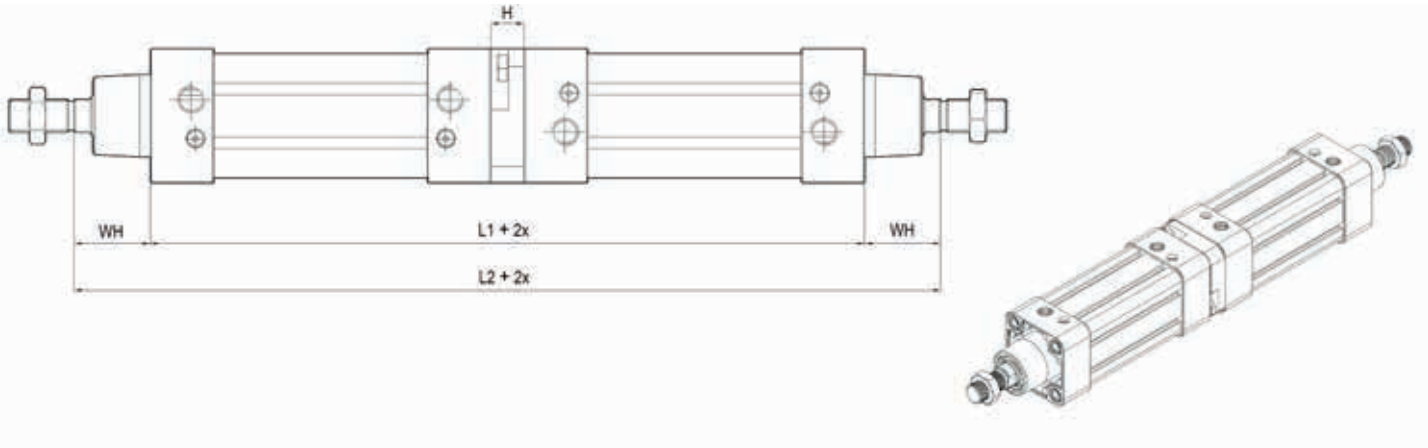

+ = Käigupikkus | Ход | *Stroke*

Ø	H	WH	L1	L2
32	12	26	200 ± 0.4	252
40	12	30	222 ± 0.7	282
50	16	37	228 ± 0.7	302
63	16	37	258 ± 0.8	332
80	20	46	276 ± 0.8	368
100	20	51	296 ± 1.0	398
125	30	65	350 ± 1.0	480

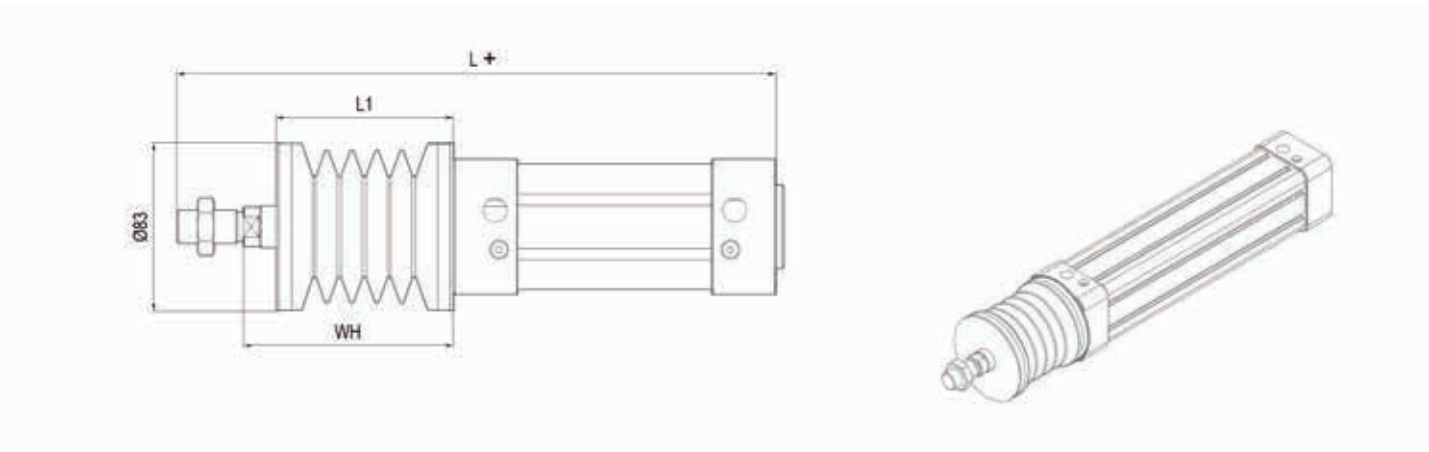

+ = Käigupikkus | Ход | *Stroke*

Ø	L (+ <400mm)	L1 (+ <400mm)	WH (+ <400mm)	L (+ <800mm)	L1 (+ <800mm)	WH (+ <800mm)	L (+ <1200mm)	L1 (+ <1200mm)	WH (+ <1200mm)
32	222	90	106	274	142	158	332	200	216
40	235	90	106	287	142	158	345	200	216
50	244	90	106	296	142	158	354	200	216
63	259	90	106	311	142	158	369	200	216
80	274	90	106	326	142	158	384	200	216
100	284	90	106	336	142	158	394	200	216

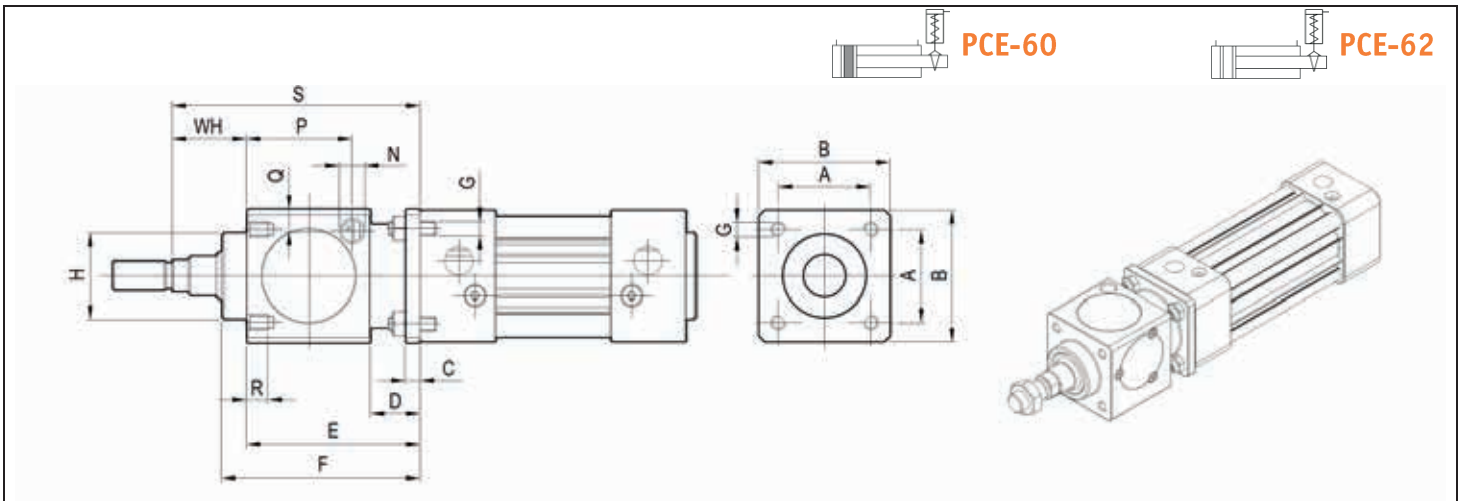

+ = Käigupikkus | Ход | *Stroke*

Ø	A	B	C	D	E	F	G	H	N	P	Q	R	S	T
32	32.5	47	6	20	60	67.5	M6	30	G1/8"	33.25	9	8	86	60
40	38	54	6	20	70	80	M6	34.9	G1/8"	42.5	9	8	100	70
50	46.5	65	8	24	90	100	M8	40	G1/8"	58	12.5	12	127	90
63	56.5	75	8	24	90	100	M8	45	G1/8"	59	17.5	12	127	90
80	72	95	12	32	110	120	M10	45	G1/4"	69	17.5	16	156	110
100	89	114	12	32	110	120	M10	55	G1/4"	69	20	16	161	110
125	110	138	20	45	140	156	M12	60	G1/4"	84.5	19	20	205	140



TEHNILINE INFO

ТЕХНИЧЕСКАЯ ИНФОРМАЦИЯ | *TECHNICAL INFORMATION*

Max surve Максимальное давление | *Max pressure*	**10 bar**
Töötemperatuur Рабочая температура | *Temperature range*	**-20°C.. +80°C**
Tihendid Уплотнение | *Gaskets*	**PU**
Kolvivars Шток *Piston rod*	**Teras, C40 kroom** Сталь, C40 хром *Steel, C40 chrome*
Silindritoru Корпус цилиндра | *Cylinder tube*	**Alumiinium** Алюминий | *Aluminium*

TELLIMISKOOD | КОД ЗАКАЗА | *ORDERING CODE*

Tüüp Тип *Type*	Versioon Версия *Version*	Ø Silinder Ø Цилиндр *Ø Cylinder*	Käigupikkus Ход *Stroke*
PCF	12	0160	0050

Ø160
Ø200
Ø250

STANDARDNE KÄIGUPIKKUS [mm] | СТАНДАРТНЫЙ ХОД [мм] | *STANDARD STROKE [mm]*

25-50-80-100-125-160-200-250-320-350-400-500-600-700-800-900-1000...

VERSIOON | ВЕРСИЯ | *VERSION*



12 Magnetiga, lõpupiduriga | С магнитом, с демпфирование | *With magnet, cushioning*



02 Magnetita, lõpupiduriga | Без магнита, с демпфирование | *Without magnet, cushioning*

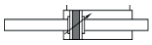

34 Magnetiga, läbiv vars, lõpupiduriga | С магнитом, двусторонний шток, с демпфированием | *With magnet, through rod, cushioning*

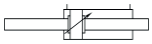

31 Magnetita, läbiv vars, lõpupiduriga | Без магнита, двусторонний шток, с демпфированием | *Without magnet, through rod, cushioning*

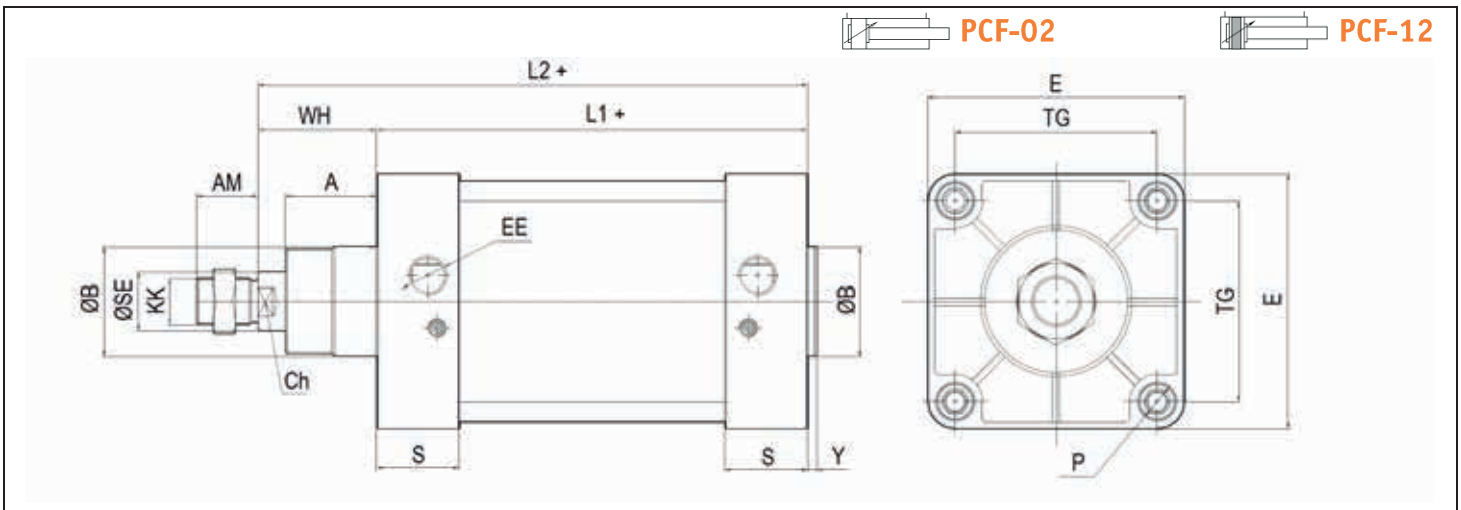

+ = Käigupikkus | Ход | *Stroke*

Ø	A	AM	ØB	E	EE	Y	KK	L1	L2	P	S	ØSE	TG	WH	Ch
160	55	72	65	180	G3/4"	6	M36x2	180 ± 1	260	M16	50	40	140	80	36
200	65	72	75	220	G3/4"	8	M36x2	180 ± 1	275	M16	50	40	175	95	36
250	75	84	90	270	G1"	8	M42x2	200 ± 1	305	M20	60	50	220	105	46

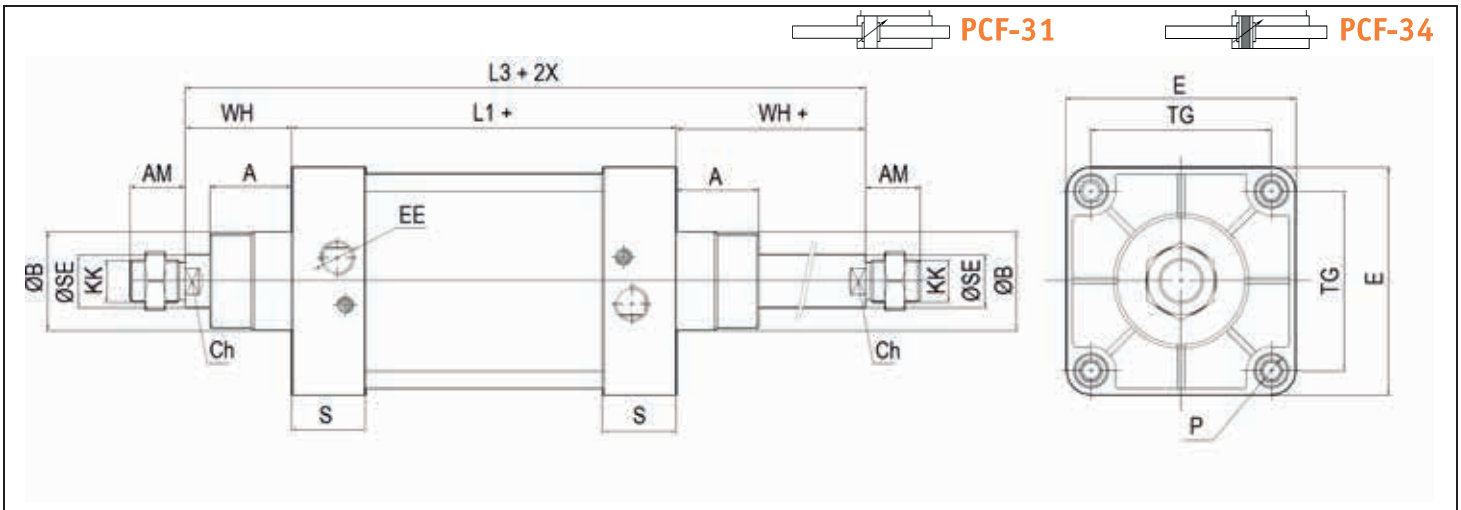

+ = Käigupikkus | Ход | *Stroke*

Ø	A	AM	B	E	EE	KK	L1	L3	P	S	ØSE	TG	WH	Ch
160	55	72	65	180	G3/4"	M36x2	180 ± 1	340 ± 1	M16	50	40	140	80	36
200	67	72	75	220	G3/4"	M36x2	180 ± 1	370 ± 1	M16	50	40	175	95	36
250	75	84	90	270	G1"	M42x2	200 ± 1	410 ± 1	M20	60	50	220	105	46

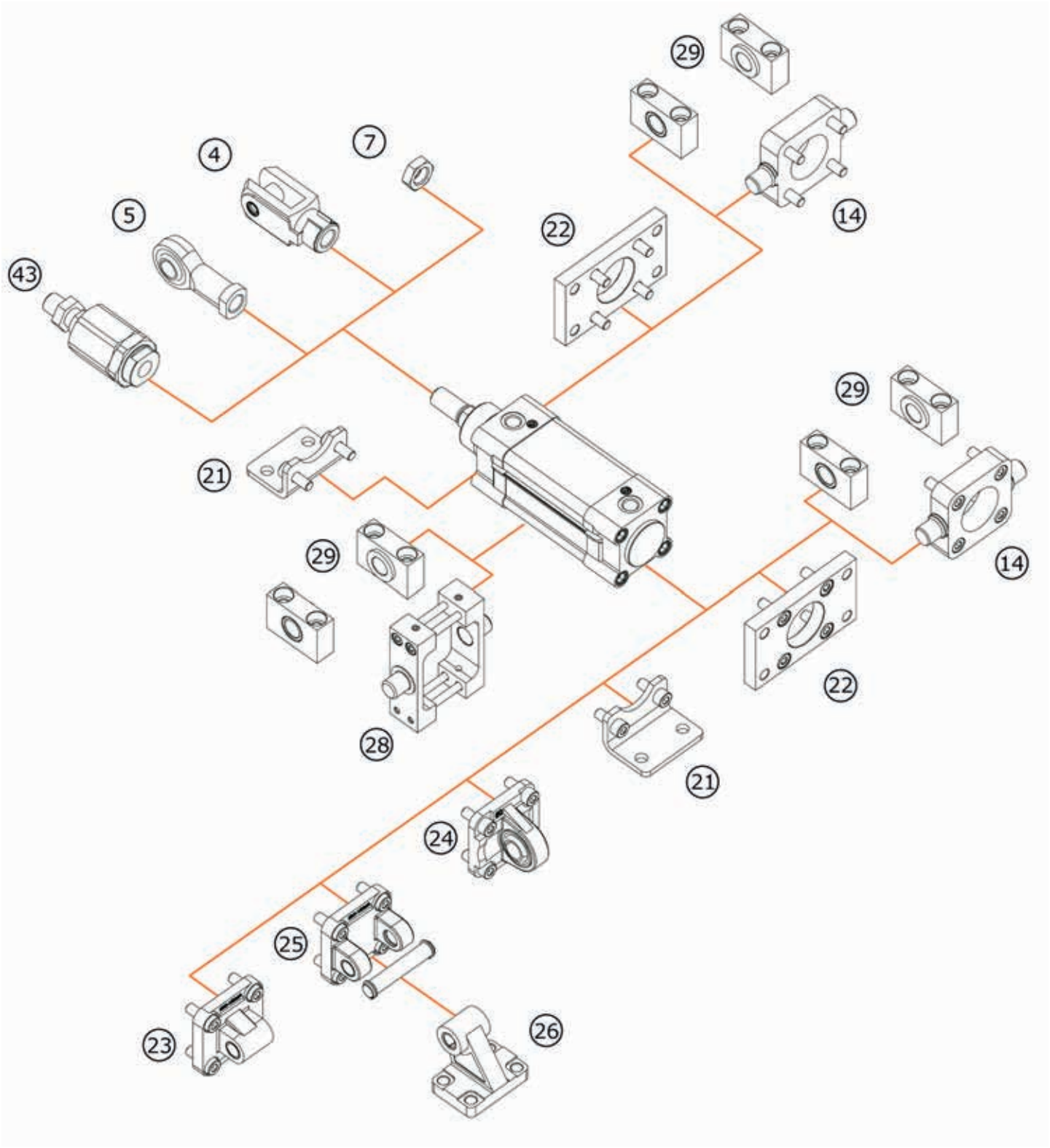
29
7
4
5
14
22
43
29
21
29
14
22
28
21
24
25
23
26

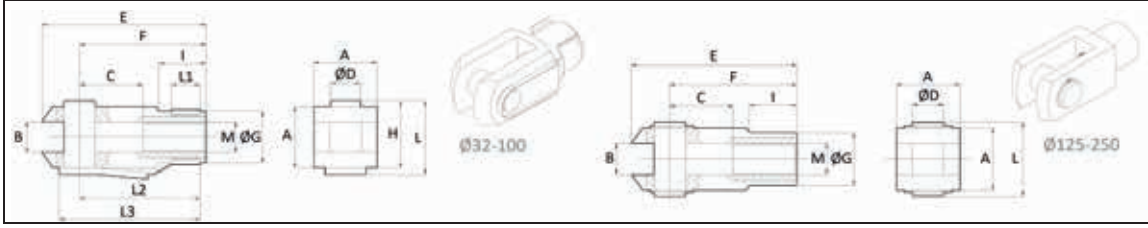

PC04-10

MUDEL 4

МОДЕЛЬ 4
MODEL 4

Teras Сталь *Steel*
ISO 15552 / ISO 21287

Tootekood Код *Part number*	A	B	C	D	E	F	G	H	I	M	L	L1	L2	L3	Ø
PC04-10-32	20	10	20	10	52	40	18	23	15	M10x1.25	26	10	39	46	32
PC04-10-40	24	12	24	12	62	48	20	28	18	M12x1.25	32	12	47	55	40
PC04-10-50	32	16	32	16	83	64	26	36	24	M16x1.5	40	14	62	72	50/63
PC04-10-80	40	20	40	20	105	80	34	44	30	M20x1.5	48	16	72	88	80/100
PC04-11-25	55	30	54	30	148	110	48	–	38	M27x2	65	–	–	–	125
PC04-11-60	70	35	72	35	188	144	60	–	40	M36x2	84	–	–	–	160/200
PC04-12-50	85	40	84	40	232	168	70	–	63.5	M42x2	104.3	–	–	–	250

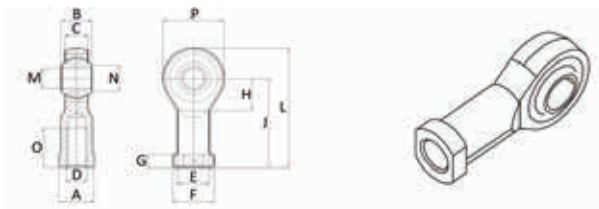

PC05-10

MUDEL 5

МОДЕЛЬ 5
MODEL 5

Teras Сталь *Steel*
ISO 15552 / ISO 21287

Tootekood Код *Part number*	A	B	C	D	E	F	G	H	J	L	M	N	O	P	Ø
PC05-10-32	17	14	10.5	M10x1.25	15	19	6.5	15	43	57	10	12.9	20	28	32
PC05-10-40	19	16	12	M12x1.25	17.5	22	6.5	17	50	66	12	15.4	22	32	40
PC05-10-50	22	21	15	M16x1.5	22	27	8	23	64	85	16	19.3	28	42	50/63
PC05-10-80	30	25	18	M20x1.5	27.5	34	10	27	77	102	20	24.3	33	50	80/100
PC05-11-25	41	37	25	M27x2	40	50	15	36	110	145	30	34.8	51	70	125
PC05-11-60	50	43	28	M36x2	46	58	17	41	125	165	35	37.7	56	80	160/200
PC05-12-50	55	49	33	M42x2	53	65	19	45	142	187.5	40	45.2	60	91	250

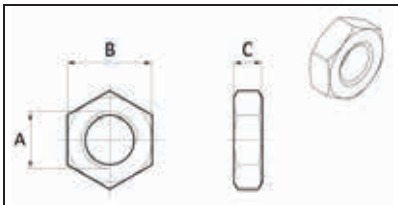

PC07-10

MUDEL 7

МОДЕЛЬ 7
MODEL 7

Teras Сталь *Steel*
ISO 15552 / ISO 21287

Tootekood Код *Part number*	A	B	C	Ø
PC07-10-10	M10x1.25	17	8	32
PC07-10-12	M12x1.25	19	6	40
PC07-10-16	M16x1.5	22	6	50/63
PC07-10-20	M20x1.5	30	8	80/100
PC07-10-27	M27x2	41	12	125
PC07-10-36	M36x2	55	18	160/200

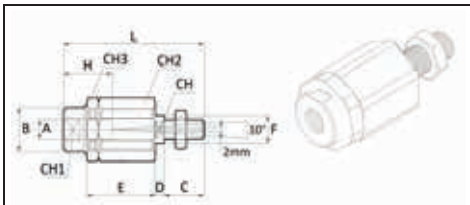

PC43-10

MUDEL 43

МОДЕЛЬ 43
MODEL 43

Teras Сталь *Steel*
ISO 15552/21287

Tootekood Код *Part number*	A	B	C	D	E	F	H	L	CH	CH1	CH2	CH3	Ø
PC43-10-32	M10x1.25	22	20	5	35	14	20	71	12	19	30	32	32
PC43-10-40	M12x1.25	22	24	5	35	14	20	75	12	19	30	32	40
PC43-10-50	M16x1.5	32	32	8	54	22	32	103	20	30	41	45	50/63
PC43-10-80	M20x1.5	32	40	8	54	22	40	119	20	30	41	45	80/100

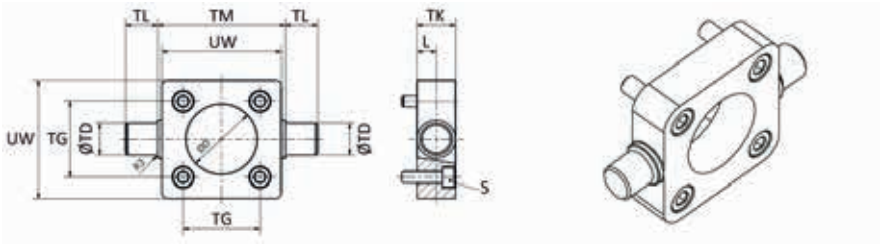

PC14-10

MUDEL 14

МОДЕЛЬ 14
MODEL 14

Teras Сталь *Steel*
ISO 15552 / ISO 21287

Tootekood Код *Part number*	TG	UW	TM	TL	ØTD	ØD	TK	R3	L	S	Ø
PC14-10-32	32.5	46	50	12	12	30	14	1	6.5	M6x20	32
PC14-10-40	38	59	63	16	16	35	19	1.5	9	M6x25	40
PC14-10-50	46.5	69	75	16	16	40	19	1.6	9	M8x25	50
PC14-10-63	56.5	84	90	20	20	45	24	1.6	11.5	M8x30	63
PC14-10-80	72	102	110	20	20	45	24	1.6	11.5	M10x30	80
PC14-11-00	89	125	132	25	25	55	29	2	14	M10x35	100
PC14-11-25	110	150	160	25	25	60	30	2	15	M12x35	125

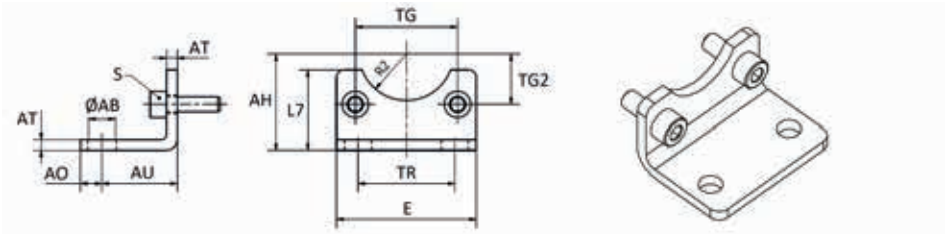

PC21-10

MUDEL 21

МОДЕЛЬ 21
MODEL 21

Teras Сталь *Steel*
ISO 15552 / ISO 21287

Tootekood Код *Part number*	TG	TG2	AH	R2	ØAB	AO	AU	TR	AT	S	L7	E	Ø
PC21-10-32	32.5	16.25	32	15	7	11	24	32	4	M6x16	30	45	32
PC21-10-40	38	19	36	17.5	10	8	28	36	4	M6x16	30	52	40
PC21-10-50	46.5	23.25	45	20	10	15	32	45	5	M8x20	36	65	50
PC21-10-63	56.5	28.25	50	22.5	10	13	32	50	5	M8x20	35	75	63
PC21-10-80	72	36	63	22.5	12	14	41	63	6	M10x20	47	95	80
PC21-11-00	89	44.5	71	27.5	14.5	16	41	75	6	M10x20	53	115	100
PC21-11-25	110	55	90	30	16.5	25	45	90	8	M12x25	70	140	125
PC21-11-60	140	70	115	32.5	18.5	15	60	115	10	M16x30	100	180	160
PC21-12-00	175	87.5	135	37.5	24	30	70	135	12	M16x30	109	220	200
PC21-12-50	220	110	165	45	26	25	75	165	14	M20x35	150	270	250

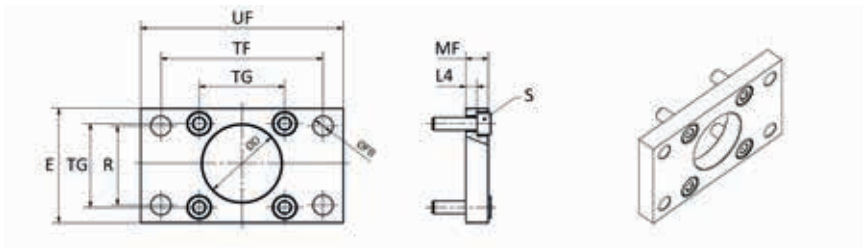

PC22-10

MUDEL 22

МОДЕЛЬ 22
MODEL 22

Teras Сталь *Steel*
ISO 15552 / ISO 21287

Tootekood Код *Part number*	TG	ØD	ØFB	R	TF	L4	S	UF	E	MF	Ø
PC22-10-32	32.5	30	6.5	32	64	5	M6x20	80	45	10	32
PC22-10-40	38	35	6.5	36	72	5	M6x20	90	52	10	40
PC22-10-50	46.5	40	8.5	45	90	6.5	M8x20	110	65	12	50
PC22-10-63	56.5	45	8.5	50	100	6.5	M8x20	120	75	12	63
PC22-10-80	72	45	10.5	63	126	9	M10x25	150	95	16	80
PC22-11-00	89	55	10.5	75	150	9	M10x25	170	115	16	100
PC22-11-25	110	60	13.5	90	180	10.5	M12x25	205	140	20	125
PC22-11-60	140	65	17	115	230	9.5	M16x25	260	180	20	160
PC22-12-00	175	75	17	135	270	12.5	M16x25	300	220	25	200
PC22-12-50	220	90	22.5	165	330	12.5	M20x30	390	280	25	250

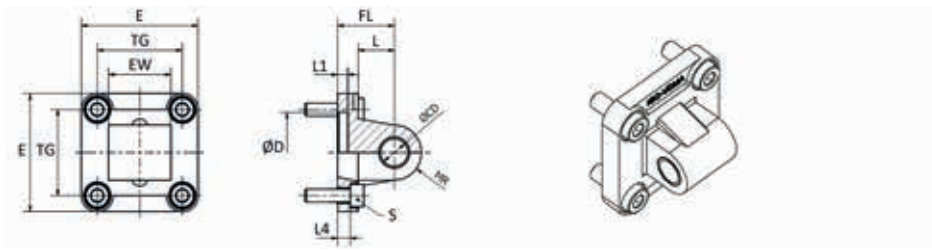

PC23-00

MUDEL 23

МОДЕЛЬ 23
MODEL 23

Alumiinium Алюминий *Aluminium*
ISO 15552 / ISO 21287

Tootekood Код *Part number*	TG	EW	ØCD	FL	L	ØD	L1	L4	S	MR	E	Ø
PC23-00-32	32.5	26	10	22	13	30	5	5.5	M6x20	10	45	32
PC23-00-40	38	28	12	25	16	35	5	5.5	M6x20	12	52	40
PC23-00-50	46.5	32	12	27	16	40	5	6.5	M8x20	12	65	50
PC23-00-63	56.5	40	16	32	21	45	5	6.5	M8x20	16	75	63
PC23-00-80	72	50	16	36	22	45	5	10	M10x25	16	95	80
PC23-01-00	89	60	20	41	27	55	5	10	M10x25	20	115	100
PC23-01-25	110	70	25	50	30	60	7	10	M12x25	25	140	125
PC23-01-60	140	90	30	55	35	65	7	10	M16x25	25	180	160
PC23-02-00	175	90	30	60	35	75	9	11	M16x25	25	220	200
PC23-02-50	220	110	40	70	45	90	9	12	M20x30	40	270	250

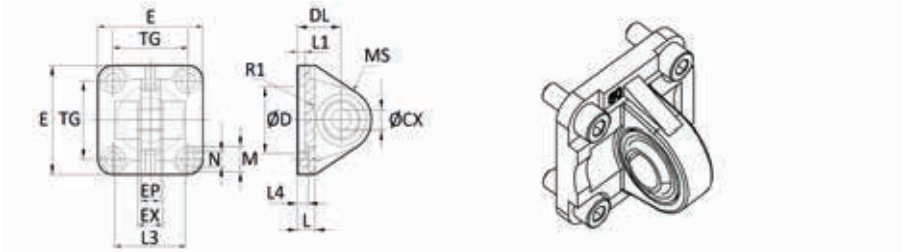

PC24-00

MUDEL 24

МОДЕЛЬ 24
MODEL 24

Alumiinium Алюминий *Aluminium*
ISO 15552 / ISO 21287

Tootekood Код *Part number*	TG	ØCX	DL	L	EX	EP	N	M	L4	ØD	L1	E	MS	L3	R1	Ø
PC24-00-32	32.5	10	22	9	14	10.5	6.6	11	5.5	30	5	45	16			32
PC24-00-40	38	12	25	9	16	12	6.6	11	5.5	35	5	52	18			40
PC24-00-50	46.5	16	27	11	21	15	9	15	6.5	40	5	65	21	51	19	50
PC24-00-63	56.5	16	32	11	21	15	9	15	6.5	45	5	75	23			63
PC24-00-80	72	20	36	14	25	18	11	18	10	45	5	95	28	74	24	80
PC24-01-00	89	20	41	14	25	18	11	18	10	55	5	115	30	140	32	100
PC24-01-25	110	30	50	20	37	25	13.5	20	10	60	7	140	40			125
PC24-01-60	140	35	55	25	43	30	13.5	20	10	65	7	180	44			160
PC24-02-00	175	35	60	30	43	30	18	26	11	75	9	220	47	220	48	200

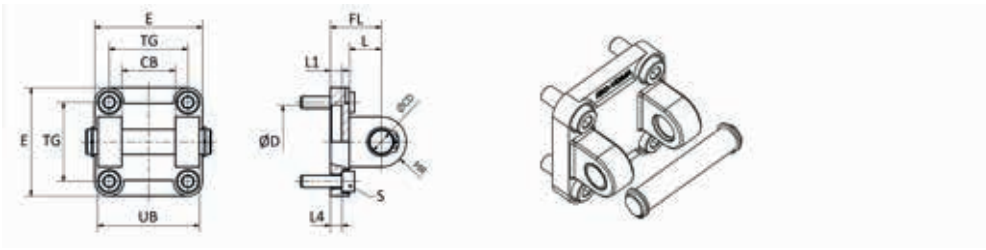

PC25-00

MUDEL 25

МОДЕЛЬ 25
MODEL 25

Alumiinium Алюминий *Aluminium*
ISO 15552 / ISO 21287

Tootekood Код *Part number*	TG	CB	UB	ØCB	FL	L	ØD	L1	L4	S	MR	E	Ø
PC25-00-32	32.5	26	45	10	22	13	30	5	5.5	M6x16	10	45	32
PC25-00-40	38	28	52	12	25	16	35	5	5.5	M6x16	12	52	40
PC25-00-50	46.5	32	60	12	27	16	40	5	6.5	M8x20	12	65	50
PC25-00-63	56.5	40	70	16	32	21	45	5	6.5	M8x20	16	75	63
PC25-00-80	72	50	90	16	36	22	45	5	10	M10x20	16	95	80
PC25-01-00	89	60	110	20	41	27	55	5	10	M10x20	20	115	100
PC25-01-25	110	70	130	25	50	30	60	7	10	M12x25	25	140	125
PC25-01-60	140	90	170	30	55	35	65	7	10	M16x30	25	180	160
PC25-02-00	175	90	170	30	60	35	75	9	11	M16x30	25	220	200
PC25-02-50	220	110	220	40	70	45	90	9	12	M20x35	40	270	250

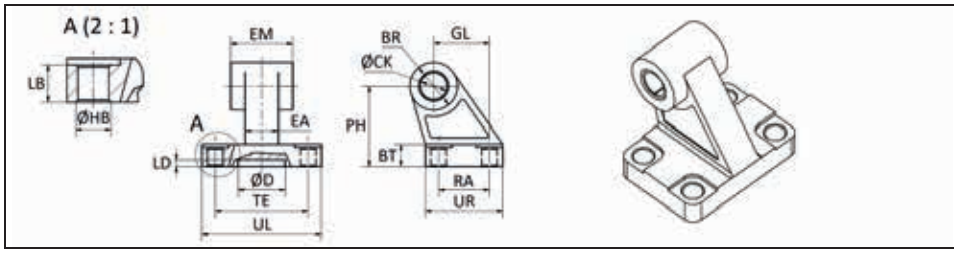

PC26-00

MUDEL 26

МОДЕЛЬ 26
MODEL 26

Alumiinium Алюминий *Aluminium*
ISO 15552 / ISO 21287

Tootekood Код *Part number*	ØCK	EM	BR	PH	GL	ØHB	LB	BT	TE	RA	ØD	LD	UL	UR	EA	Ø
PC26-00-32	10	26	10	32	21	6.6	6.4	8	38	18	21	3	51	31	10	32
PC26-00-40	12	28	11	36	24	6.6	8.4	10	41	22	21	3	54	35	15	40
PC26-00-50	12	32	13	45	33	9	10.4	12	50	30	21	3	65	45	16	50
PC26-00-63	16	40	15	50	37	9	12.4	14	52	35	21	3	67	50	16	63
PC26-00-80	16	50	15	63	47	11	11.5	14	66	40	21	3	86	60	20	80
PC26-01-00	20	60	19	71	55	11	14.5	17	76	50	21	3	96	70	20	100
PC26-01-25	25	70	22.5	90	70	14	16.8	20	94	60	21	3	124	90	30	125
PC26-01-60	30	90	31.5	115	97	14	21	25	118	88	31	5	156	126	36	160
PC26-02-00	30	90	31.5	135	105	18	26	30	122	90	31	5	162	130	40	200

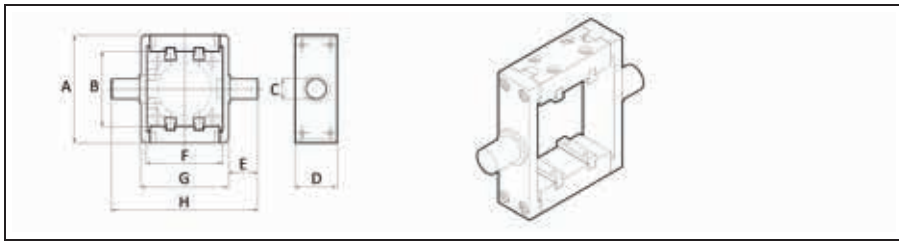

PC27-10

MUDEL 27

МОДЕЛЬ 27
MODEL 27

Teras Сталь *Steel*
ISO 15552 / ISO 21287

Tootekood Код *Part number*	A	B	C	D	E	F	G	H	Ø
PC27-10-32	65	44.6	12	25	17.5	45	52	87	32
PC27-10-40	74.8	50.8	16	25	21.5	50.8	62	105	40
PC27-10-50	90.3	60.3	16	25	21.5	60.6	74	117	50
PC27-10-63	94.5	70.5	20	30	23.5	70	91	138	63
PC27-10-80	109.3	87.5	20	30	23.5	87.2	111	158	80
PC27-11-00	134	106.6	25	40	33	106.2	129	195	100
PC27-11-25	160	132.6	25	40	33	132.1	156.7	222.7	125

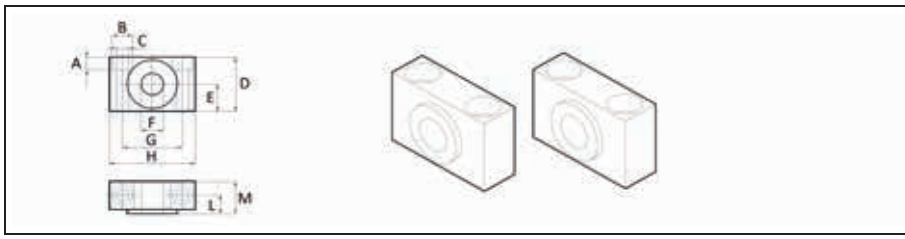

PC29-10

MUDEL 29

МОДЕЛЬ 29
MODEL 29

Teras Сталь *Steel*
ISO 15552 / ISO 21287

Tootekood Код *Part number*	A	B	C	D	E	F	G	H	L	M	Ø
PC29-10-32	7	11	6.6	30	15	12	32	46	10.5	18	32
PC29-10-40	9	15	9	36	18	16	36	55	12	21	40/50
PC29-10-63	11	18	11	40	20	20	42	65	13	23	63/80
PC29-11-00	13	20	14	50	25	25	50	75	16	28.5	100/125



PC45-10

MUDEL 45

МОДЕЛЬ 45
MODEL 45
Teras Сталь *Steel*
ISO 15552 / ISO 21287

Tootekood Код *Part number*	Polt Болт *Bolt*
PC45-10-01	M4x50

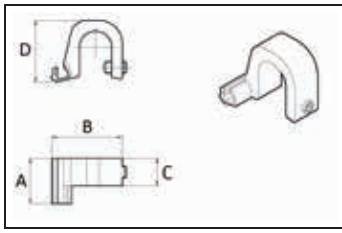

PC65

PC60 → **MUDEL 65**

МОДЕЛЬ 65
MODEL 65
Alumiinium Алюминий *Aluminium*
ISO 15552 / ISO 21287

Tootekood Код *Part number*	A	B	C	D	Ø
PC65-01-60	25	38	15	30	160/200
PC65-02-50	25	40	15	35	250

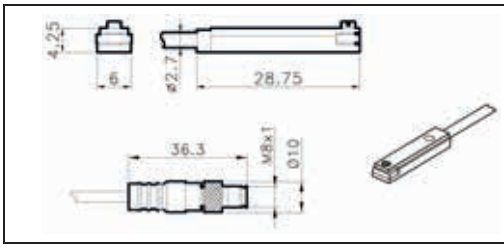

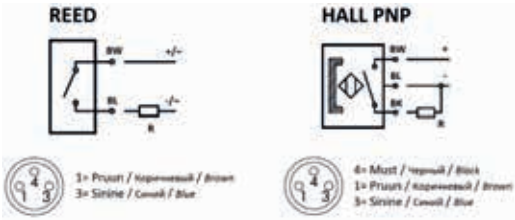

PC60

MUDEL 60

МОДЕЛЬ 60
MODEL 60

IP67
-20°C.. +70°C

Tootekood Код *Part number*	Toide Электропитани *Power supply*	Lülitusvool Выходной ток *Switching current*	Väljundvõimsus Мощность переключения *Power output*	Kaabel Кабель *Cable*	Kaabli pikkus Длина кабеля *Cable length*	Versioon Версия *Version*
PC60-00-25	3-30 VDC/VAC	≤200 mA	≤3 W	PUR 2x0,14 mm²	2,5 m	REED NO
PC60-01-30	10-170 VDC; 10-230 VAC	≤150 mA	≤10 W	PUR 2x0,14 mm²	3,0 m	REED NO
PC60-00-80	3-30 VDC/VAC	≤200 mA	≤3 W	M8 PUR 2x0,14 mm²	0,3 m	REED NO
PC60-10-25	6-30 VDC	≤200 mA	≤3 W	PUR 3x0,14 mm²	2,5 m	HALL PNP NO
PC60-10-80	6-30 VDC	≤200 mA	≤3 W	M8 PUR 3x0,14 mm²	0,3 m	HALL PNP NO

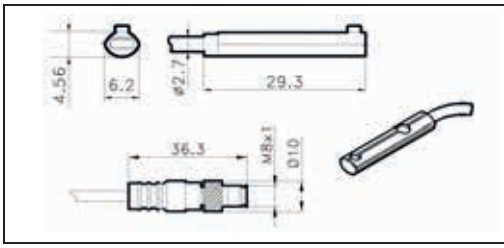

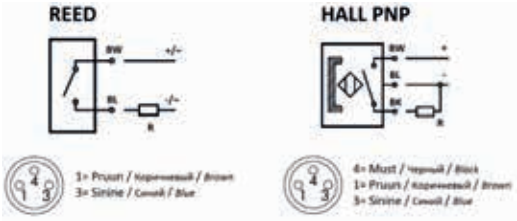

PC67

MUDEL 67

МОДЕЛЬ 67
MODEL 67

IP67
-20°C.. +70°C

Tootekood Код *Part number*	Toide Электропитани *Power supply*	Lülitusvool Выходной ток *Switching current*	Väljundvõimsus Мощность переключения *Power output*	Kaabel Кабель *Cable*	Kaabli pikkus Длина кабеля *Cable length*	Versioon Версия *Version*
PC67-00-25	3-30 VDC/VAC	≤200 mA	≤3 W	PUR 2x0,14 mm²	2,5 m	REED NO
PC67-00-80	3-30 VDC/VAC	≤200 mA	≤3 W	M8 PUR 2x0,14 mm²	0,3 m	REED NO
PC67-10-25	6-30 VDC	≤200 mA	≤3 W	PUR 3x0,14 mm²	2,5 m	HALL PNP NO
PC67-10-80	6-30 VDC	≤200 mA	≤3 W	M8 PUR 3x0,14 mm²	0,3 m	HALL PNP NO

SURVE MÕÕTÜHIKUTE TEISENDAMINE
ПРЕОБРАЗОВАНИЕ ЕДИНИЦ ДАВЛЕНИЯ
CONVERSION OF PRESSURE UNITS

	Pa	kPa	MPa	bar	mbar	kp/cm²	cm H_2O	mm H_2O	mm Hg	p.s.i.
Pa	1	10^{-3}	10^{-5}	10^{-5}	10^{-2}	$10.1972 \cdot 10^{-6}$	$10.1972 \cdot 10^{-3}$	$101.972 \cdot 10^{-3}$	$7.50062 \cdot 10^{-3}$	$0.145038 \cdot 10^{-3}$
kPa	10^{3}	1	10^{-3}	10^{-2}	10	$10.1972 \cdot 10^{-3}$	10.1972	101.972	7.50062	0.145038
MPa	10^{6}	10^{3}	1	10	10^{4}	10.1972	$10.1972 \cdot 10^{3}$	$101.972 \cdot 10^{3}$	$7.50062 \cdot 10^{3}$	$0.145038 \cdot 10^{3}$
bar	10^{5}	10^{2}	10^{-1}	1	10^{3}	1.01972	$1.01972 \cdot 10^{3}$	$10.1972 \cdot 10^{3}$	750.062	14.5038
mbar	100	0.1	10^{-4}	10^{-3}	1	$1.01972 \cdot 10^{-3}$	1.01972	10.1972	0.750062	$14.5038 \cdot 10^{-3}$
kp/cm²	98066.5	98.0665	$98.0665 \cdot 10^{-3}$	0.98995	980.665	1	10^{3}	10^{4}	735.559	14.2233
cm H_2O	98.0665	$98.0665 \cdot 10^{-3}$	$98.0665 \cdot 10^{-6}$	$0.98665 \cdot 10^{-3}$	0.98665	10^{-3}	1	10	0.735559	$14.2233 \cdot 10^{-3}$
mm H_2O	9.80665	$9.80665 \cdot 10^{-3}$	$9.80665 \cdot 10^{-3}$	$98.0665 \cdot 10^{-6}$	$98.0665 \cdot 10^{-3}$	10^{-4}	10^{-1}	1	$73.5559 \cdot 10^{-3}$	$14.2233 \cdot 10^{-4}$
mm Hg	133.322	$133.322 \cdot 10^{-3}$	$133.322 \cdot 10^{-3}$	$1.33322 \cdot 10^{-3}$	1.33322	$1.35951 \cdot 10^{-3}$	1.35951	13.5951	1	$19.3368 \cdot 10^{-3}$
p.s.i.	6894.76	6.89476	$6.89476 \cdot 10^{-3}$	$68.9476 \cdot 10^{-3}$	68.9476	$70.307 \cdot 10^{-3}$	70.307	703.07	51.7149	1

VOOLUHULGA MÕÕTÜHIKUTE TEISENDAMINE
ПРЕОБРАЗОВАНИЕ ЕДИНИЦ ПОТОКА
CONVERSION OF VOLUME FLOW UNITS

	m³/s	l/s	cm³/s	m³/h	m³/min	l/h	l/min	ft³/min
m³/s	1	10^{3}	10^{6}	3600	60	$3.6 \cdot 10^{6}$	$60 \cdot 10^{3}$	$2.1188 \cdot 10^{3}$
l/s	10^{-3}	1	10^{3}	3.6	$60 \cdot 10^{-3}$	$3.6 \cdot 10^{3}$	60	2.1188
cm³/s	10^{-6}	10^{-3}	1	$3600 \cdot 10^{-6}$	$60 \cdot 10^{-6}$	3.6	$60 \cdot 10^{-3}$	$2.1188 \cdot 10^{-3}$
m³/h	$0.277778 \cdot 10^{-3}$	0.27778	$0.277778 \cdot 10^{3}$	1	$16.667 \cdot 10^{-3}$	10^{3}	16.667	0.58856
m³/min	$16.667 \cdot 10^{-3}$	16.667	$16.667 \cdot 10^{3}$	60	1	$6 \cdot 10^{4}$	10^{3}	35.313
l/h	$0.27778 \cdot 10^{-6}$	$0.27778 \cdot 10^{-3}$	0.27778	10^{-3}	$16.667 \cdot 10^{-6}$	1	$16.667 \cdot 10^{-3}$	$0.58856 \cdot 10^{-3}$
l/min	$16.667 \cdot 10^{-6}$	$16.667 \cdot 10^{-3}$	$16.667 \cdot 10^{-6}$	$60 \cdot 10^{-3}$	10^{-3}	60^{-3}	1	$35.313 \cdot 10^{-3}$
ft³/min	$0.47195 \cdot 10^{-3}$	0.47195	$0.47195 \cdot 10^{3}$	1.6990	$28.317 \cdot 10^{-3}$	$1.6990 \cdot 10^{3}$	28.317	1

SOOVITUSLIK VOOLUHULK [Nl/min]. (Ø2..Ø12 mm - surve langus 0.3% meetris; Ø15..Ø40 mm - surve langus 0.15% meetris).
РЕКОМЕНДУЕМЫЙ ПОТОК [Nl/мин]. (Ш2..Ш12 мм - падение давления 0.3% на метр; Ø15.. Ø40 мм - падение давления 0.3% на метр).
RECOMMENDED FLOW RATE [Nl/min]. (Ш2..Ш12 mm – pressure drop 0.3% per metre; Ø15.. Ø40 mm – pressure drop 0.15% per metre).

	Ø2	Ø4	Ø6	Ø8	Ø10	Ø12	Ø15	Ø20	Ø25	Ø32	Ø40
2 bar	3.5	19	53	110	190	300	370	750	1 350	2 500	4 300
4 bar	6.2	35	97	200	350	550	700	1 400	2 400	4 500	7 800
6 bar	9	50	140	290	500	800	1 000	2 000	3 500	6 500	11 500
8 bar	11.8	66	185	380	660	1 050	1 300	2 600	4 500	8 500	15 000
10 bar	14.5	82	230	470	820	1 300	1 600	3 250	5 700	10 500	18 500

Tootekood Код *Part number*	Lehekülg Страница *Page*
19360204	25
19360305	25
19360406	25
19360508	25
19360608	25
19360810	25
19360812	25
19361012	25
55500002	27
55520001	27
55520020	27
555711001	26
555711002	26
555711003	26
555711004	26
555711005	26
555711006	26
555711007	26
555711008	26
555711009	26
555711010	26
555711011	26
555711012	26
555711013	26
555711014	26
555711015	26
555711016	26
555711017	26
555711018	26
5C103201002	26
5C103201003	26
5C103201004	26
5C103201005	26
5C103201152	26
5C103201154	26
5C103201155	26
5C103201202	26
5C103201204	26
5C103201205	26
5C103205001	26
5C103205002	26
5C103205003	26
5C103205004	26
5C103205005	26
5C103205151	26
5C103205152	26
5C103205154	26
5C103205155	26
5C103205201	26
5C103205202	26
5C103205204	26
5C103205205	26
5C104081004	27
5C104081005	27
5C104081155	27
5C104085004	27
5C104085005	27
5C104085154	27

Tootekood Код *Part number*	Lehekülg Страница *Page*
5C104085155	27
5C112080100	27
5C112080200	27
5C112083100	27
5C112089955	27
5C199031571	84
5C199031571	89
5C19903157190	84
5C19903157190	89
5C199589208	27
5C199589209	27
5C199589210	27
5C199589706	27
5C199589708	27
5C199589764	27
5C199589765	27
5C199589766	27
5C199589901	27
83654003	77,84,89
83654004	77,84,89
83654006	77,84,89
83654010	77,84,89
83654012	77,84,89
836550004	84,89
836550010	84,89
836550012	84,89
91040100	25
91040110	25
91040111	25
91940101	25
EE19350315	24
EE193504K	25
EE193504M	25
EE193504R	25
EE193504U	25
EE193504V	25
EE19350610	24
EE19350630	24
EE193506H	25
EE193506M	25
EE193506R	25
EE193506U	25
EE193506V	25
EE19350810	24
EE19350810P	24
EE19350820P	24
EE19350830	24
EE193508K	25
EE193508M	25
EE193508P	25
EE193508U	25
EE193508V	25
EE19350915P	24
EE19351/2	24
EE19351/4	24
EE19351/4F	24
EE19351015P	24
EE193510M	25

Tootekood Код *Part number*	Lehekülg Страница *Page*
EE193510U	25
EE19351115P	24
EE19351215P	24
EE193512U	25
EE193512V	25
EE19351420P	24
EE19351515P	24
EE19351620P	24
EE19352504	24
EE19352505	24
EE19352506	24
EE19352508	24
EE19352510	24
EE19352512	24
EE19352513	24
EE19352515	24
EE19353/8	24
EE19354004	24
EE19354004F	24
EE19354005	24
EE19354006	24
EE19354006F	24
EE19354008	24
EE19354008F	24
EE19354009	24
EE19354010	24
EE19354010F	24
EE19354012	24
EE19354012F	24
EE19354016	24
EE19354018	24
EE19354022	24
EE19355/8	24
EE19355006	24
EE19355008	24
EE19356006	24
EE19356008	24
EE19357006	24
EE19357008	24
M90197110	25
M90197130	25
M90197140	25
M90197150	25
M90197160	25
PC011008	101
PC011012	101
PC011020	101
PC021008	101
PC021012	101
PC021020	101
PC031008	101
PC031012	101
PC031020	101
PC041008	101
PC041012	101
PC041020	101
PC041032	101
PC041032	106

Tootekood Код *Part number*	Lehekülg Страница *Page*
PC041032	130
PC041040	106
PC041040	130
PC041050	106
PC041050	130
PC041080	130
PC041125	130
PC041160	130
PC041250	130
PC051008	101
PC051012	101
PC051020	101
PC051032	101
PC051032	106
PC051032	130
PC051040	106
PC051040	130
PC051050	106
PC051050	130
PC051080	130
PC051125	130
PC051160	130
PC051250	130
PC061008	101
PC061012	101
PC061020	101
PC061032	107
PC061040	107
PC061050	107
PC071006	117
PC071008	117
PC071010	107
PC071010	117
PC071010	130
PC071012	107
PC071012	130
PC071014	117
PC071016	107
PC071016	130
PC071018	117
PC071020	130
PC071022	117
PC071026	117
PC071027	130
PC071036	130
PC111032	106
PC111040	106
PC111050	106
PC111063	106
PC121032	106
PC121040	106
PC121050	106
PC121063	106
PC131032	106
PC131040	106
PC131050	106
PC131063	106
PC141008	102

Tootekood Код *Part number*	Lehekülg Страница *Page*
PC141012	102
PC141020	102
PC141032	131
PC141040	131
PC141050	131
PC141063	131
PC141080	131
PC141100	131
PC141125	131
PC211032	131
PC211040	131
PC211050	131
PC211063	131
PC211080	131
PC211100	131
PC211125	131
PC211160	131
PC211200	131
PC211250	131
PC221032	132
PC221040	132
PC221050	132
PC221063	132
PC221080	132
PC221100	132
PC221125	132
PC221160	132
PC221200	132
PC221250	132
PC230032	132
PC230040	132
PC230050	132
PC230063	132
PC230080	132
PC230100	132
PC230125	132
PC230160	132
PC230200	132
PC230250	132
PC240032	133
PC240040	133
PC240050	133
PC240063	133
PC240080	133
PC240100	133
PC240125	133
PC240160	133
PC240200	133
PC250032	133
PC250040	133
PC250050	133
PC250063	133
PC250080	133
PC250100	133
PC250125	133
PC250160	133
PC250200	133
PC250250	133

Tootekood Код *Part number*	Lehekülg Страница *Page*
PC260032	134
PC260040	134
PC260050	134
PC260063	134
PC260080	134
PC260100	134
PC260125	134
PC260160	134
PC260200	134
PC271032	134
PC271040	134
PC271050	134
PC271063	134
PC271080	134
PC271100	134
PC271125	134
PC291032	134
PC291040	134
PC291063	134
PC291100	134
PC301016	115
PC301020	115
PC301025	115
PC311016	115
PC311020	115
PC311025	115
PC321032	115
PC321040	115
PC321050	115
PC321063	115
PC321080	115
PC321100	115
PC331016	116
PC331020	116
PC331025	116
PC331032	116
PC331040	116
PC331050	116
PC331063	116
PC331080	116
PC331100	116
PC341016	116
PC341020	116
PC341025	116
PC341032	116
PC341040	116
PC341050	116
PC341063	116
PC341080	116
PC341100	116
PC361016	117
PC361020	117
PC361025	117
PC361032	117
PC361050	117
PC361080	117
PC361100	117
PC371016	117

Tootekood Код *Part number*	Lehekülg Страница *Page*
PC371020	117
PC371025	117
PC371032	117
PC371050	117
PC371080	117
PC371100	117
PC391016	115
PC391020	115
PC391025	115
PC391032	115
PC391050	115
PC391080	115
PC391100	115
PC431012	102
PC431020	102
PC431032	102
PC431032	130
PC431040	130
PC431050	130
PC431080	130
PC451001	135
PC600025	102
PC600025	107
PC600025	135
PC600080	102
PC600080	107
PC600080	135
PC600130	102
PC600130	107
PC600130	135
PC601025	102
PC601025	107
PC601025	135
PC601080	102
PC601080	107
PC601080	135
PC620025	117
PC640008	102
PC640010	102
PC640012	102
PC640016	102
PC640020	102
PC640025	102
PC640032	107
PC640040	107
PC640050	107
PC640063	107
PC650160	135
PC650250	135
PC670025	102
PC670025	107
PC670025	135
PC670080	135
PC671025	102
PC671025	107
PC671025	135
PC671080	135
PCA00-	96

Tootekood Код *Part number*	Lehekülg Страница *Page*
PCA01-	97
PCA02-	96
PCA03-	97
PCA10-	96
PCA11-	97
PCA12-	96
PCA13-	97
PCA21-	98
PCA23-	98
PCA24-	98
PCA25-	98
PCA30-	99
PCA33-	99
PCA60-	99
PCA62-	99
PCC00-	104
PCC02-	104
PCC10-	104
PCC12-	104
PCC20-	104
PCC22-	104
PCC24-	105
PCC25-	105
PCC30-	105
PCC31-	105
PCC33-	105
PCC34-	105
PCE02-	124
PCE12-	124
PCE31-	124
PCE34-	124
PCE40-	125
PCE41-	125
PCE42-	125
PCE43-	125
PCE50-	126
PCE51-	126
PCE60-	126
PCE62-	126
PCF02-	128
PCF12-	128
PCF31-	128
PCF34-	128
PCH10-	119
PCH15-	119
PCH16-	121
PCH38-	120
PCH39-	122
PCP00-	110
PCP05-	110
PCP10-	109
PCP15-	109
PCP20-	114
PCP22-	113
PCP26-	114
PCP27-	113
PCP30-	112
PCP33-	111

Tootekood Код *Part number*	Lehekülg Страница *Page*
PCP36-	112
PCP38-	111
PF00300404	9
PF00300604	9
PF00300606	9
PF00300806	9
PF00300808	9
PF00301006	9
PF00301008	9
PF00301010	9
PF00301208	9
PF00301210	9
PF00301212	9
PF00301616	9
PF00400404	9
PF00400606	9
PF00400808	9
PF00401010	9
PF00401212	9
PF00500404	10
PF00500606	10
PF00500808	10
PF00501010	10
PF00501212	10
PF00600404	10
PF00600606	10
PF00600808	10
PF00601010	10
PF00601212	10
PF00800404	10
PF00800406	10
PF00800408	10
PF00800606	10
PF00800808	10
PF00800810	10
PF00801010	10
PF00801012	10
PF00801212	10
PF01010004	10
PF01010006	10
PF01010008	10
PF01010010	10
PF01010012	10
PF10101608	5
PF20100201	5
PF20100301	5
PF20100401	5
PF20100402	5
PF20100404	5
PF20100501	5
PF20100502	5
PF20100504	5
PF20100601	5
PF20100602	5
PF20100604	5
PF201006M12	5
PF20100704	5
PF20100802	5

Tootekood Код *Part number*	Lehekülg Страница *Page*
PF20100804	5
PF20100806	5
PF201008M12	5
PF20100906	5
PF20101004	5
PF20101006	5
PF20101008	5
PF20101204	5
PF20101206	5
PF20101208	5
PF20101308	5
PF20101406	5
PF20101408	5
PF20200402	6
PF20200404	6
PF20200502	6
PF20200504	6
PF20200602	6
PF20200604	6
PF20200802	6
PF20200804	6
PF20201004	6
PF20201006	6
PF20300202	6
PF20300303	6
PF20300404	6
PF20300505	6
PF20300606	6
PF20300707	6
PF20300808	6
PF20300909	6
PF20301010	6
PF20301212	6
PF20301313	6
PF20301414	6
PF20310404	6
PF20310505	6
PF20310606	6
PF20310808	6
PF20311010	6
PF20311212	6
PF20311414	6
PF20400303	6
PF20400404	6
PF20400505	6
PF20400606	6
PF20400808	6
PF20401010	6
PF20401212	6
PF20401414	6
PF20500303	6
PF20500404	6
PF20500505	6
PF20500606	6
PF20500808	6
PF20501010	6
PF20501212	6
PF20501414	6

Tootekood Код *Part number*	Lehekülg Страница *Page*
PF20700401	7
PF20700402	7
PF20700404	7
PF20700501	7
PF20700502	7
PF20700504	7
PF20700601	7
PF20700602	7
PF20700604	7
PF207006M12	7
PF20700802	7
PF20700804	7
PF20700806	7
PF207008M12	7
PF20701004	7
PF20701006	7
PF20701204	7
PF20701206	7
PF20701208	7
PF20701406	7
PF20701408	7
PF20800404	8
PF20800505	8
PF20800606	8
PF20800808	8
PF20801010	8
PF20801212	8
PF20801414	8
PF20900406	7
PF20900504	7
PF20900604	7
PF20900605	7
PF20900608	7
PF20900804	7
PF20900805	7
PF20900806	7
PF20901006	7
PF20901008	7
PF20901204	7
PF20901206	7
PF20901208	7
PF20901210	7
PF20901410	7
PF20901412	7
PF21010004	8
PF21010005	8
PF21010006	8
PF21010008	8
PF21010010	8
PF21010012	8
PF21010014	8
PF21020004	8
PF21020006	8
PF21020008	8
PF21020010	8
PF21020012	8
PF21100301	7
PF21100401	7

Tootekood Код *Part number*	Lehekülg Страница *Page*
PF21100402	7
PF21100404	7
PF21100501	7
PF21100502	7
PF21100504	7
PF21100601	7
PF21100602	7
PF21100604	7
PF21100802	7
PF21100804	7
PF21100806	7
PF21101004	7
PF21101006	7
PF21101008	7
PF21101204	7
PF21101206	7
PF21101208	7
PF21101406	7
PF21101408	7
PF21300404	8
PF21300606	8
PF21300808	8
PF21301010	8
PF21301212	8
PF21500402	8
PF21500502	8
PF21500602	8
PF21500604	8
PF21500802	8
PF21500804	8
PF21500806	8
PF21501004	8
PF21501006	8
PF21501204	8
PF21501206	8
PF21501208	8
PF21501408	8
PF21600401	8
PF21600402	8
PF21600602	8
PF21600604	8
PF21600802	8
PF21600804	8
PF21600806	8
PF21601004	8
PF21601006	8
PF21601204	8
PF21601206	8
PF30110402	18
PF30110502	18
PF30110602	18
PF30110604	18
PF30110802	18
PF30110804	18
PF30110806	18
PF30110808	18
PF30111002	18
PF30111004	18

Tootekood Код *Part number*	Lehekülg Страница *Page*
PF30111006	18
PF30111008	18
PF30111206	18
PF30111208	18
PF30111508	18
PF30300404	18
PF30300505	18
PF30300606	18
PF30300808	18
PF30301010	18
PF30301212	18
PF30301515	18
PF30310404	19
PF30310505	19
PF30310606	19
PF30310808	19
PF30311010	19
PF30311212	19
PF30311515	19
PF30400404	19
PF30400505	19
PF30400606	19
PF30400808	19
PF30401010	19
PF30401212	19
PF30401515	19
PF30500404	19
PF30500505	19
PF30500606	19
PF30500808	19
PF30501010	19
PF30501212	19
PF30501515	19
PF31120502	19
PF31120602	19
PF31120604	19
PF31120802	19
PF31120804	19
PF31120806	19
PF31121004	19
PF31121006	19
PF31121008	19
PF31121206	19
PF31121208	19
PF31121508	19
PF32001501	20
PF32002302	20
PF32002804	20
PF32003206	20
PF32003708	20
PF32014102	20
PF32014604	20
PF32015406	20
PF32016308	20
PF32040202	20
PF32040404	20
PF32040606	20
PF35010001	20

Tootekood Код *Part number*	Lehekülg Страница *Page*
PF35010002	20
PF35010004	20
PF35010006	20
PF35010008	20
PF35020002	20
PF35020004	20
PF35020006	20
PF35020008	20
PF36000604	19
PF36000804	19
PF36000904	19
PF36001004	19
PF36001104	19
PF36001206	19
PF36001306	19
PF40110402	21
PF40110602	21
PF40110604	21
PF40110802	21
PF40110804	21
PF40110806	21
PF40111004	21
PF40111006	21
PF40111206	21
PF40111208	21
PF40111508	21
PF40200602	21
PF40200604	21
PF40200802	21
PF40200804	21
PF40200806	21
PF40201004	21
PF40201006	21
PF40300404	22
PF40300606	22
PF40300808	22
PF40301010	22
PF40301212	22
PF40301515	22
PF40400404	22
PF40400606	22
PF40400808	22
PF40401010	22
PF40401212	22
PF40401515	22
PF40500404	22
PF40500606	22
PF40500808	22
PF40501010	22
PF40501212	22
PF40501515	22
PF43000004	22
PF43000006	22
PF43000008	22
PF43000010	22
PF43000012	22
PF43000015	22
PF44000004	22

Tootekood Код *Part number*	Lehekülg Страница *Page*
PF44000006	22
PF44000008	22
PF44000010	22
PF44000012	22
PF44000015	22
PF45000402	22
PF45000503	22
PF45000604	22
PF45000805	22
PF45000806	22
PF45001007	22
PF45001008	22
PF45001209	22
PF45001210	22
PF45001512	22
PF45001513	22
PF50100102	11
PF50100202	11
PF50100204	11
PF50100206	11
PF50100404	11
PF50100406	11
PF50100408	11
PF50100606	11
PF50100608	11
PF50100808	11
PF50100812	11
PF50101212	11
PF50101216	11
PF50101616	11
PF50110202	11
PF50110204	11
PF50110206	11
PF50110404	11
PF50110406	11
PF50110408	11
PF50110606	11
PF50110608	11
PF50110808	11
PF50110812	11
PF50111212	11
PF50111216	11
PF50111616	11
PF50200101	12
PF50200202	12
PF50200404	12
PF50200606	12
PF50200808	12
PF50201212	12
PF50201616	12
PF50300201	12
PF50300402	12
PF50300602	12
PF50300604	12
PF50300804	12
PF50300806	12
PF50301208	12
PF50310402	12

Tootekood Код *Part number*	Lehekülg Страница *Page*
PF50310602	12
PF50310604	12
PF50310802	12
PF50310804	12
PF50310806	12
PF50311208	12
PF50311608	12
PF50320201	12
PF50320402	12
PF50320602	12
PF50320604	12
PF50320804	12
PF50320806	12
PF50410202	12
PF50410204	12
PF50410404	12
PF50410406	12
PF50410606	12
PF50410608	12
PF50410808	12
PF50410812	12
PF50500001	12
PF50500002	12
PF50500004	12
PF50500006	12
PF50500008	12
PF50600002	13
PF50600004	13
PF50600006	13
PF50600008	13
PF50600012	13
PF50600016	13
PF50700001	13
PF50700002	13
PF50700004	13
PF50700006	13
PF50700008	13
PF50700012	13
PF50700016	13
PF50710001	13
PF50710002	13
PF50710004	13
PF50710006	13
PF50710008	13
PF50710012	13
PF50710016	13
PF50800001	13
PF50800002	13
PF50800004	13
PF50800006	13
PF50800008	13
PF50800012	13
PF50800016	13
PF50810001	13
PF50810002	13
PF50810004	13
PF50810006	13
PF50810008	13

Tootekood Код *Part number*	Lehekülg Страница *Page*
PF50810012	13
PF50810016	13
PF50820001	13
PF50820002	13
PF50820004	13
PF50820006	13
PF50820008	13
PF50820012	13
PF50820016	13
PF50900002	14
PF50900004	14
PF50900006	14
PF50900008	14
PF51000501	14
PF51000702	14
PF51000704	14
PF51000802	14
PF51000804	14
PF51000902	14
PF51000904	14
PF51000906	14
PF51001204	14
PF51001206	14
PF51001208	14
PF51001706	14
PF51001708	14
PF51010501	14
PF51010602	14
PF51010604	14
PF51010702	14
PF51010704	14
PF51010802	14
PF51010804	14
PF51010902	14
PF51010904	14
PF51010906	14
PF51011002	14
PF51011004	14
PF51011006	14
PF51011204	14
PF51011206	14
PF51011208	14
PF51011406	14
PF51011408	14
PF51011706	14
PF51011708	14
PF51011812	14
PF51012008	14
PF51012012	14
PF51020602	14
PF51020604	14
PF51020802	14
PF51020804	14
PF51020902	14
PF51020904	14
PF51020906	14
PF51020908	14
PF51021204	14

Tootekood Код *Part number*	Lehekülg Страница *Page*
PF51021206	14
PF51021208	14
PF51021406	14
PF51021408	14
PF51021606	14
PF51021608	14
PF51021612	14
PF51021806	14
PF51021808	14
PF51021812	14
PF51022006	14
PF51022008	14
PF51022012	14
PF51022512	14
PF51022516	14
PF51102202	15
PF51103504	15
PF51104202	15
PF51105102	15
PF51105104	15
PF51200202	15
PF51200404	15
PF51200606	15
PF51200808	15
PF51210202	15
PF51210404	15
PF51210606	15
PF51210808	15
PF51300001	15
PF51300002	15
PF51300004	15
PF51300006	15
PF51300008	15
PF51500202	15
PF51500404	15
PF51500606	15
PF51500808	15
PF51501212	15
PF51501616	15
PF60010202	15
PF60010404	15
PF60010606	15
PF60010808	15
PF61020402	16
PF61020604	16
PF61020804	17
PF61020806	17
PF61030402	16
PF61030604	16
PF61030804	17
PF61030806	17
PF61040402	16
PF61040604	16
PF61040804	17
PF61040806	17
PF61050402	16
PF61050604	16
PF61050804	17

Tootekood Код *Part number*	Lehekülg Страница *Page*
PF61050806	17
PF61060402	16
PF61060604	16
PF61060804	17
PF61060806	17
PF62020402	16
PF62020604	16
PF62020804	17
PF62020806	17
PF62030402	16
PF62030604	16
PF62030804	17
PF62030806	17
PF62040402	16
PF62040604	16
PF62040804	17
PF62040806	17
PF62050402	16
PF62050604	16
PF62050804	17
PF62050806	17
PF62060402	16
PF62060604	16
PF62060804	17
PF62060806	17
PF90000001	23
PF90000002	23
PF90000004	23
PF90000006	23
PF90000008	23
PF90000012	23
PF90000016	23
PF90010001	23
PF90010002	23
PF90010004	23
PF90010006	23
PF90010008	23
PF90010012	23
PF90010016	23
PF90040002	23
PF90040004	23
PF90040006	23
PF90040008	23
PF90040012	23
PF90040016	23
PF90050002	23
PF90050004	23
PF90050006	23
PF90050008	23
PF90050012	23
PF90050016	23
PF91010002	23
PF91010004	23
PF91010006	23
PF91010008	23
PF91010012	23
PF91010016	23
PF91020002	23

Tootekood Код *Part number*	Lehekülg Страница *Page*
PF91020004	23
PF91020006	23
PF91020008	23
PF91020012	23
PF91020016	23
PU0110405001	80
PU0110420001	80
PU0110605001	80
PU0110620001	80
PU0110805001	80
PU0110820001	80
PU0110820002	80
PU0111220001	80
PU0111220002	80
PU0111620001	80
PU0111620002	80
PU0120420001	87
PU0120420002	87
PU0120820001	87
PU0120820002	87
PU0121620001	87
PU0121620002	87
PU0200200020	77
PU0200200040	77
PU0200200080	77
PU0200400020	77
PU0200400040	77
PU0200400080	77
PU0210400040	81
PU0210400080	81
PU0210400120	81
PU0210600120	81
PU0210800040	81
PU0210800080	81
PU0210800120	81
PU0211200120	81
PU0211600120	81
PU0220400120	87
PU0220800120	87
PU0221600120	87
PU0310420081	81
PU0310420121	81
PU0310620121	81
PU0310820081	81
PU0310820121	81
PU0310820122	81
PU0311220121	81
PU0311620121	81
PU0311620122	81
PU0320420121	88
PU0320420122	88
PU0320820121	88
PU0320820122	88
PU0321620121	88
PU0321620122	88
PU0410400000	82
PU0410600000	82
PU0410800000	82

Tootekood Код *Part number*	Lehekülg Страница *Page*
PU0411200000	82
PU0411600000	82
PU0420400000	88
PU0420800000	88
PU0421600000	88
PU0510470000	83
PU0510472000	83
PU0510670000	83
PU0510672000	83
PU0510870000	83
PU0510872000	83
PU0511270000	83
PU0511272000	83
PU0511670000	83
PU0511672000	83
PU0610401001	80
PU0610601001	80
PU0610801001	80
PU0611201001	80
PU0611601001	80
PU0810872000	82
PU0811272000	82
PU0811672000	82
PU1010004	84
PU1010008	84
PU1010012	84
PU1020004	89
PU1020008	89
PU1020012	89
PU1200200020	77
PU1200200040	77
PU1200200080	77
PU1200400020	77
PU1200400040	77
PU1200400080	77
PU3010405	84
PU3010420	84
PU3010605	84
PU3010620	84
PU3010805	84
PU3010820	84
PU3011205	84
PU3011220	84
PU3011605	84
PU3011620	84
PU3020405	89
PU3020420	89
PU3020805	89
PU3020820	89
PU3021605	89
PU3021620	89
PU3210401	84
PU3210801	84
PU3211201	84
PU3220401	89
PU3220801	89
PU3221201	89
PU8010000	77

Tootekood Код *Part number*	Lehekülg Страница *Page*
PU8010000	84
PU8010000	89
PU8020000	84
PU8020000	89
PU8030000	84
PU8030000	89
PV0001203200	32
PV0001203210	32
PV0001213200	32
PV0001213210	32
PV0001223200	31
PV0001223210	31
PV0001233200	31
PV0001233210	31
PV0001313200	33
PV0001313210	33
PV0001323200	33
PV0001323210	33
PV0001343200	34
PV0001343210	34
PV0001353200	34
PV0001353210	34
PV0005203200	32
PV0005203210	32
PV0005213200	32
PV0005213210	32
PV0005313200	33
PV0005313210	33
PV0005323200	33
PV0005323210	33
PV0005343200	34
PV0005343210	34
PV0005353200	34
PV0005353210	34
PV0401503200	60
PV0401503210	60
PV0402503200	60
PV0402503210	60
PV0404503200	61
PV0404503210	61
PV0518503200	62
PV0518503210	62
PV0519503200	62
PV0519503210	62
PV07106BB35	69
PV07106BV35	69
PV07106DB35	69
PV07106DV35	69
PV07106DW52	69
PV07107BB10	69
PV07107BV10	69
PV07107DB12	69
PV07107DV12	69
PV07107EB18	69
PV07107EV18	69
PV07107FB25	69
PV07107GB30	69
PV07107HB37	69

Tootekood Код *Part number*	Lehekülg Страница *Page*
PV07107IB50	69
PV07206BV35	70
PV07206DV35	70
PV07207BB10	70
PV07207BV10	70
PV07207DB12	70
PV07207DV12	70
PV07207FB25	70
PV07207FV25	70
PV1002013200	41
PV1002013221	41
PV1002015220	41
PV1002015221	41
PV1002053221	38
PV1002055221	38
PV1002055340	37
PV1002055341	37
PV1002063200	39
PV1002063221	39
PV1002065220	39
PV1002065221	39
PV1002065330	39
PV1002065331	39
PV1002065340	39
PV1002065341	39
PV1002065350	39
PV1002065351	39
PV1002203200	42
PV1002203210	42
PV1002205220	42
PV1002213200	42
PV1002213210	42
PV1002215220	42
PV1002243200	44
PV1002245220	44
PV1002303200	45
PV1002305220	45
PV1002313200	45
PV1002315220	45
PV1002333200	46
PV1002335220	46
PV1002503200	52
PV1002503210	52
PV1002503221	52
PV1002505220	53
PV1002505221	53
PV1002505330	53
PV1002505340	53
PV1002505350	53
PV1002583200	52
PV1002583221	52
PV1002585220	53
PV1002585221	53
PV1002585330	53
PV1002585340	53
PV1002585350	53
PV1002603200	47
PV1002603210	47

Tootekood Код *Part number*	Lehekülg Страница *Page*
PV1002603221	48
PV1002605220	47
PV1002605221	48
PV1002605330	48
PV1002605340	48
PV1002605350	48
PV10028002	58
PV10028003	58
PV10028004	58
PV10028005	58
PV10028006	58
PV10028060	58
PV10028061	58
PV10028100	58
PV10028102	58
PV10028103	58
PV10028104	58
PV10028105	58
PV10028106	58
PV10028107	58
PV10028108	58
PV10028109	58
PV10028110	58
PV10028201	59
PV10028202	59
PV10028203	59
PV1004013200	41
PV1004013221	41
PV1004015220	41
PV1004015221	41
PV1004053221	38
PV1004055221	38
PV1004063200	40
PV1004063221	40
PV1004065220	40
PV1004065221	40
PV1004065330	40
PV1004065331	40
PV1004065340	40
PV1004065341	40
PV1004065350	40
PV1004065351	40
PV1004503200	54
PV1004503210	54
PV1004503221	54
PV1004505220	54
PV1004505221	54
PV1004505330	55
PV1004505340	55
PV1004505350	55
PV1004583200	54
PV1004583221	54
PV1004585220	54
PV1004585221	54
PV1004585330	55
PV1004585340	55
PV1004585350	55
PV1004603200	48

Tootekood Код *Part number*	Lehekülg Страница *Page*
PV1004603210	48
PV1004603221	49
PV1004605220	49
PV1004605221	49
PV1004605330	49
PV1004605340	49
PV1004605350	49
PV10048002	58
PV10048003	58
PV10048004	58
PV10048005	58
PV10048006	58
PV10048060	58
PV10048061	58
PV10048100	58
PV10048102	58
PV10048103	58
PV10048104	58
PV10048105	58
PV10048106	58
PV10048107	58
PV10048108	58
PV10048109	58
PV10048110	58
PV10048201	59
PV10048202	59
PV10048203	59
PV1008503200	55
PV1008503210	55
PV1008503221	55
PV1008505220	56
PV1008505221	56
PV1008505330	56
PV1008505340	56
PV1008505350	56
PV1008603200	50
PV1008603210	50
PV1008603221	50
PV1008605220	50
PV1008605221	50
PV1008605330	51
PV1008605340	51
PV1008605350	51
PV1451505220	65
PV1451505221	65
PV1451505330	65
PV1451505340	65
PV1451505350	65
PV1451605220	64
PV1451605221	64
PV1451605330	64
PV1451605340	64
PV1451605350	64
PV14519400	66
PV1452505220	65
PV1452505221	65
PV1452505330	65
PV1452505340	65

Tootekood Код *Part number*	Lehekülg Страница *Page*
PV1452505350	65
PV1452605220	64
PV1452605221	64
PV1452605330	64
PV1452605340	64
PV1452605350	64
PV14529400	66
PV1504503200	68
PV1504503221	68
PV1504505220	68
PV1504505221	68
PV1504603200	67
PV1504603221	67
PV1504605220	67
PV1504605221	67
PV30000000	35
PV3001032200	35,43
PV3002032200	35,43
PV3002032201	35,43
PV3003032200	35,43
PV3003032201	35,43
PV3004042200	35,43
PV3004042201	35,43
PV3005042200	35,43

Tootekood Код *Part number*	Lehekülg Страница *Page*
PV3005042201	35,43
PV4004105270	36
PV4004105271	36
PV4005103260	36
PV5100000401	72
PV5100000402	72
PV5100000601	72
PV5100000602	72
PV5100000604	72
PV5100000802	72
PV5100000804	72
PV5100001004	72
PV5101000602	72
PV5101000604	72
PV5101000802	72
PV5101000804	72
PV5101001004	72
PV5200010202	72
PV5200010404	72
PV5200010606	72
PV5200010808	72
PV5300030404	72
PV5300030606	72
PV5300030808	72

Tootekood Код *Part number*	Lehekülg Страница *Page*
PV5300031010	72
PV5400020101	72
PV5400020202	72
PV5400020404	72
PV5400020606	72
PV5400020808	72
PV5402020101	72
PV5402020202	72
PV5402020404	72
PV5402020606	72
PV5402020808	72
PV6000000202	71
PV6000000404	71
PV6100020101	71
PV6100020202	71
PV6100020404	71
PV6100020606	71
PV6100020808	71
PV6200020202	71
PV6200020404	71
PV6200020606	71
PV6200020808	71
PV6300000202	71
PV6300000404	71

Tootekood Код *Part number*	Lehekülg Страница *Page*
PV6300000606	71
PV6300000808	71
PV6500000202	71
PV6500000404	71
PV6500000606	71
PV6500000808	71
PV6502010404	71
PV6502010606	71
PV6502010808	71
PV6502011010	71
PV7002100480	73
PV7002100481	73
PV7002100485	73
PV7002100486	73
PV7002102502	73
PV74010704	73
PV74031804	73
PV74031806	73
PV74031808	73
PV8220000000	57,61,66
PV8220001024	57,61,66
PV8220001110	57,61,66
PV8220001220	57,61,66
PV8220903024	57,61

Tootekood Код *Part number*	Lehekülg Страница *Page*
PV8220904012	57,61
PV8220904012	66
PV8220904024	66
PV8220905025	57,61,66
PV8220905110	57,61,66
PV8220905220	57,61,66
PV8221007012	69,70
PV8221007024	69,70
PV8221007025	69,70
PV8221008220	69,70
PV8300000000	57,61,66
PV8300001024	57,61,66
PV8300001110	57,61,66
PV8300001220	57,61,66
PV8300902024	57,61,66
PV8300905025	57,61,66
PV8300905110	57,61,66
PV8300905220	57,61,66
PV8301310012	69,70
PV8301310024	69,70
PV8301315220	69,70
PV8301316025	69,70

24 16969

HYDROSCAND AS

Peterburi tee 83b, Tallinn
info@hydroscand.ee
hydroscand.ee